



More home *for less.*

FREEDOM

m
metricon



Image depicts items not supplied by Metricon namely landscaping, planter boxes and fencing

AUSTRALIA'S MOST TRUSTED CHOICE

Trust. It's what makes us Australia's
No. 1 home builder, 7 years running.



More Australians choose to build with Metricon than any other builder
That's why we're Australia's No. 1 home builder 2016 / 2017 / 2018 / 2019 / 2020 / 2021 / 2022
HIA-Colorbond® Steel Top 100 Report 2017 / 2018 / 2019 / 2020 / 2021 / 2022

Easy home finder

We're keeping the home buying process simple.

Our homes are available in a range of sizes and options. This table is indicative only and the required block frontage and width is subject to the fall and orientation of your land and developer and council guidelines. If you have something specific in mind, we can help. Speak to a New Home Advisor to help you make the best possible choices.



Images in this brochure may depict fixtures, finishes and features not supplied by Metricon such as landscaping (including planter boxes), fencing, concrete pavers, outdoor fireplaces, BBQ's, external lighting and swimming pools. Outdoor rooms are sometimes optional extras above standard design specification. For detailed home pricing, please talk to a New Home Advisor. Furthermore, photographs and floorplans used in this brochure may not represent standard specifications or inclusions and are not to scale. This information is to be used as a guide only and Metricon makes no warranties about the accuracy or completeness of the information. Total squares and building size of the homes set out in this brochure are calculated by measuring from the external side of external walls. Where no external wall exists for the purpose of measuring building area (such as porticos, balconies or outdoor rooms), Metricon assumes a straight line between the exterior of walls or columns. NSW Contractor Licence 174699C. VIC Builder's licence CDB-U 52967. MET4144 MAR2023

Single storey homes

Min. Block Width [^]	Min. Block Depth [^]	Home	Page	Total Squares	Beds	Bath	Living Areas	Outdoor Area	Study	Butler's Pantry
8.5m	25m	MURCHISON 15B	80	14.79	3	2	1			
	25m	MURCHISON 15A	80	14.79	3	2	1			
	10m	AVOCA 17MK2	46	17.07	3	2	1			
10.5m	28m	CARINE 19	48	19.38	3	2	1	✓	✓	
	25m	CARINE 17	48	16.86	3	2	1			
12.5m	32m	AGAR 26	25	25.69	4	2	2	✓	✓	
	32m	AMIRA 25	33	25.35	4	2	2	✓		
	28m	AMIRA 22A	33	22.50	4	2	2	✓		
	25m	AMIRA 20MK2	34	20.07	4	2	1	✓		
	25m	AMIRA 20	34	19.80	4	2	1		✓	
	32m	DELTA 26MR	56	25.71	4	2	2	✓		✓
	32m	DELTA 25	57	25.35	4	2	2	✓		
	30m	DELTA 24MR	58	24.16	4	2	2	✓		✓
	30m	DELTA 24A	58	23.68	4	2	2	✓		✓
	30m	DELTA 22	59	22.42	4	2	2			
14m	28m	DELTA 21	59	20.68	4	2	1			
	21m	GILES 17	64	16.68	3	2	1			
	21m	SULLIVAN 17A	100	17.24	3	2	1			
	21m	SULLIVAN 17	100	16.69	3	2	1			
	25m	TULLOCH 20	104	20.17	3	2	2			
	32m	AMIRA 29MR	31	28.78	4	2	2	✓		✓
	32m	AMIRA 28BP	32	28.42	4	2	2	✓		✓
	28m	AMIRA 25S	32	24.88	4	2	2	✓		
	32m	AVANTI 29	40	28.84	4	2	3	✓	✓	
	30m	AVANTI 27	40	26.88	4	2	3	✓		
	36.5m	AVERY 34	43	34.05	4	2	3	✓		
	33m	AVERY 30	44	29.97	4	2	2	✓		
	30m	AVERY 27	44	26.7	4	2	2	✓		
	21m	CARLIN 19A	50	19.43	4	2	1			✓
	21m	CARLIN 19	50	18.95	4	2	1			✓
	32m	DELTA 29MR	54	28.77	4	2	2	✓		✓
	32m	DELTA 28BP	55	28.42	4	2	2	✓		✓
	28m	DELTA 25S	57	25.11	4	2	2	✓		
	32m	LANGDON 28	69	28.22	4	2	2	✓		
	30m	LANGDON 26	70	26.07	4	2	2	✓		
15.24m	28m	LANGDON 25	71	25.14	4	2	2	✓		
	28m	MANTRA 25	78	24.95	4	2	2	✓		
	25m	MANTRA 22	78	22.10	4	2	2			
	25m	PATTERSON 23	82	22.53	4	2	2			
	32m	SENTINEL 29	96	28.88	3	2	2	✓	✓	
	28m	SENTINEL 25	96	25.39	4	2	2	✓		
	25m	TULLOCH 22	104	22.46	4	2	2			
	28m	WHITELEY 25MK2	107	25.06	4	2	2	✓		✓
	32m	WHITTLESEA 29MK2	111	28.80	4	2	3	✓		
	28m	WHITTLESEA 25	111	24.56	4	2	2	✓		✓
16m	30m	MANTRA 26	77	26.38	4	2	3	✓		
	32m	SANTORINI 32	87	32.21	4	2	3	✓		✓
	32m	LANGDON 32	68	31.54	4	3	2	✓		✓
	28m	MANTRA 29	77	28.66	4	2	2	✓		✓
	32m	SANTORINI 33	86	32.88	4	2	3	✓		✓
	32m	SANTORINI 31	88	30.80	4	2	2	✓	✓	✓
	32m	SANTORINI 29	89	29.23	4	2	3	✓		
	28m	SANTORINI 28MK2	90	28.38	4	2	2	✓		✓
	28m	SANTORINI 25	91	24.97	4	2	2			
	25m	SANTORINI 21	91	21.10	3	2	2			

Country living collection

Min. Block Width [^]	Min. Block Depth [^]	Home	Page	Total Squares	Beds	Bath	Living Areas	Outdoor Area	Study	Butler's Pantry
+16m	25+m	DENVER 45MK2	118	44.56	4	2	4		✓	✓
	25+m	DENVER 34	119	34.43	4	2	3		✓	✓
	25+m	DENVER 32	120	31.94	4	2	3			
	25+m	DAVENPORT 34	126	34.28	4	3	3		✓	✓
	25+m	DAVENPORT 30	127	30.13	4	2	3			✓
	25+m	KALARNEY 29A	131	29.1	4	2	3		✓	
	25+m	KALARNEY 29	132	28.77	4	2	3			
	25+m	KALARNEY 24	133	24.38	3	2	2		✓	
	25+m	KALARNEY 22	134	21.86	3	2	2			
	25+m	KALARNEY 19	135	18.79	3	2	1			
	26m	MAPLETON 36	140	36.14	4	2	3	✓	✓	
	26m	MAPLETON 30	141	30.18	4	2	2	✓	✓	

Double storey homes

Min. Block Width [^]	Min. Block Depth [^]	Home	Page	Total Squares	Beds	Bath	Living Areas	Outdoor Area	Study	Butler's Pantry
8.5m	25m	SANTANA 22	223	21.70	3	2	1			
	21m	SANTANA 18	224	18.47	3	2	1			
10.5m	21m	HANSEN 23	184	22.92	3	2	1			
	21m	HANSEN 23MK2	185	22.91	3	2	2			
	28m	NERO 32	208	32.21	4	2	3		✓	
	25m	NERO 28	209	27.93	4	2	2			
12.5m	25m	PIPPEN 24	212	24.41	4	2	2		✓	
	30m	MARION 42	189	42.08	4	2	3	✓	✓	✓
	28m	MARION 39	190	39.22	4	2	3	✓	✓	✓
	25m	MARION 34	191	34.25	4	2	3	✓		✓
	25m	MASON 31	195	31.30	5	2	3	✓	✓	
	25m	MASON 29MK2	196	29.20	4	2	3	✓	✓	
	30m	SALAMANCA 37	215	37.10	4	2	4	✓		✓
	28m	SALAMANCA 34	216	33.60	4	2	3	✓		✓
	25m	SALAMANCA 29	217	28.60	4	2	3			✓
	30m	SAVANNAH 34	231	34.56	4	2	4	✓	✓	✓
14m	21m	SAVANNAH 29	232	28.88	4	2	3			✓
	21m	ZITA 27	248	27.16	4	2	3		✓	
	21m	ZITA 25	249	24.94	4	2	1		✓	✓
	21m	ADAN 26	146	26.48	4	2	1		✓	✓
	25m	ALTO 30MK2	150	30.27	4	2	3		✓	
	30m	DUXTON 42	159	42.37	5	3	3	✓		✓
	28m	DUXTON 39	160	38.94	5	2	3	✓	✓	✓
	25m	DUXTON 35	161	34.93	5	2	3		✓	✓
	28m	FINTONA 40	167	40.19	5	2	3	✓		
	25m	FINTONA 38	168	37.52	4	2	4	✓	✓	
	25m	FINTONA 32V	169	32.4	4	2	3	✓	✓	
	30m	GLENDALE 45A	175	45.14	4	2	4	✓	✓	✓
	30m	GLENDALE 45	176	45.05	5	2	4	✓	✓	✓
	32m	GLENDALE 42	177	41.66	4	2	4	✓	✓	✓
	28m	GLENDALE 39	178	38.72	4	2	3	✓	✓	✓
	25m	GLENDALE 34MK2	179	34.21	4	2	3		✓	✓
	28m	MERRICKS 43	199	42.86	4	2	3	✓	✓	✓
	28m	MERRICKS 42	200	41.96	4	2	3	✓	✓	✓
15.24m	28m	MERRICKS 38MK2	201	38.37	4	2	3	✓	✓	✓
	28m	MERRICKS 37	202	36.81	4	2	3	✓	✓	✓
	28m	MERRICKS 34	203	34.32	4	2	3	✓	✓	✓
	30m	SAVANNAH 41RF	230	40.66	4	2	4	✓	✓	✓
	28m	WINCHESTER 34	242	34.10	4	2	3	✓	✓	✓
	25m	WINCHESTER 28	243	27.75	4	2	2		✓	✓
	25m	ALTO 33MK2	154	33.11	4	2	3		✓	✓
	32m	GLENDALE 50	174	50.36	4	4	4	✓	✓	✓
	28m	TRENTHAM 30	238	30.25	4	2	3		✓	✓

[^]Subject to orientation and fall of land, developer and council guidelines and in accordance with Small Lot Code.

Welcome to Freedom

More of what you love, for less.

We've been building dream homes for first home buyers and growing families for over 40 years. Our commitment to creating the best designed, quality new homes at affordable prices is why more people choose to build a Metricon home than any other home builder. We are Australia's most trusted home builder.



More lifestyle for less

The best thing about building your dream home is that it is without compromise.

Building with Freedom by Metricon allows you and your family to choose the perfect design that will suit your needs. Everywhere you look, you'll find more room to breathe, with bigger rooms and a smart use of space.

It is every Australian's dream to get into the property market and own their own home. Freedom by Metricon allows that dream to become a reality. With hundreds of smart designs at affordable prices we can help you and your family live a life you have only dreamed of.

So whether you are living on your own, as a couple, as a growing family or even have extended family living with you, smart buyers choose Freedom by Metricon: always offering you "More home for less".



Celebrate family life

Our designs have multiple spaces perfect for entertaining family and friends.

So many of our Freedom by Metricon designs have multiple spaces perfect for entertaining friends and family. Spaces where everyone can get together and celebrate life.

Whether it be a family lunch in your open plan living area, Friday night drinks in your alfresco, or movie night with the kids in your theatre room. We have got entertainment covered for the whole family.

Enjoy the luxury of a dedicated home theatre and make the most of those blockbuster movies. Gather in an “indoor-outdoor” room for an alfresco meal on a summer’s evening while the kids make the most of playing in the backyard.

Freedom to be the happiest family you can be. That’s what it’s all about.



Great design in every home

Options for you to explore with a design to suit every taste and lifestyle.

At Freedom by Metricon we have hundreds of floorplans and options for customers to explore, with a design to suit every taste and lifestyle. Single or double storey homes, 3, 4 or 5 bedrooms. Brick or render. The choices are endless.

Our customers can personalise their homes with a large variety of fixtures and fittings to choose from in our state of the art Studio M, which accommodate to different styles and budgets. With close to 100 display homes open across Victoria the choices are endless.

A Freedom by Metricon home should reflect who you are, and where you're going: a reflection of your hard work, and your hopes for the future of your family today, and tomorrow. When things change, is your home smart enough to change with you? Can it transform to suit your lifestyle? You see, we are like you. Practical, family people, who know that a home doesn't just have to look great, it has to be easy to live in, day by day. That's where great design comes in. And it's built into every Freedom home.



Add your personal touch

Yes we make changes. At Freedom by Metricon, we have a huge range of home designs for you to explore.

Found the perfect home but wish you could make some changes? Well you can. Maybe you would like to swap the position of your Study and Master Suite, or add an Ensuite to a bedroom? We've got that covered.

All Freedom by Metricon homes come with a selection of popular design options that allow you to tailor your home by making the changes that matter most to you and your family.

We have shown just a few examples on the next couple of pages to give you a feel for what changes could be made. Should you have something specific in mind or additional questions, please speak to a New Home Advisor for further information.



Add extra space

Create an indoor/outdoor entertaining space by adding an Outdoor Room. Or turn your existing Outdoor Room into a Grand Outdoor Room, making those summer nights even more relaxing in the privacy of your own backyard.

Talk to a New Home Advisor about the home design options available on your favourite floorplan.



Increase the size of the outdoor room perfect for alfresco dining.



Extend your living space with the addition of an outdoor room.

Change spaces

Convert a Study or Leisure room into a 5th Bedroom or move the Master Suite to the Ground Floor. Have the freedom to accommodate everyone in a home you are proud to call your own.

Talk to a New Home Advisor about the home design options available on your favourite floorplan.



Swap the position of the master suite for a little extra privacy.

Create a parent's retreat or guest room with a ground floor bedroom.



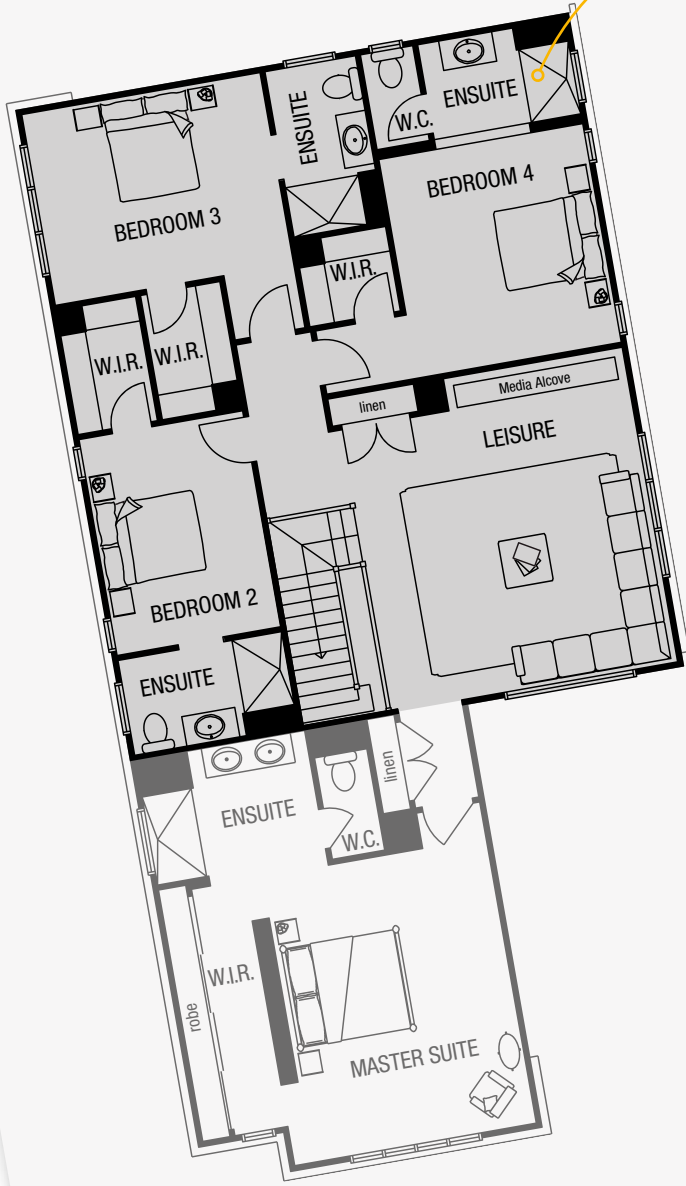
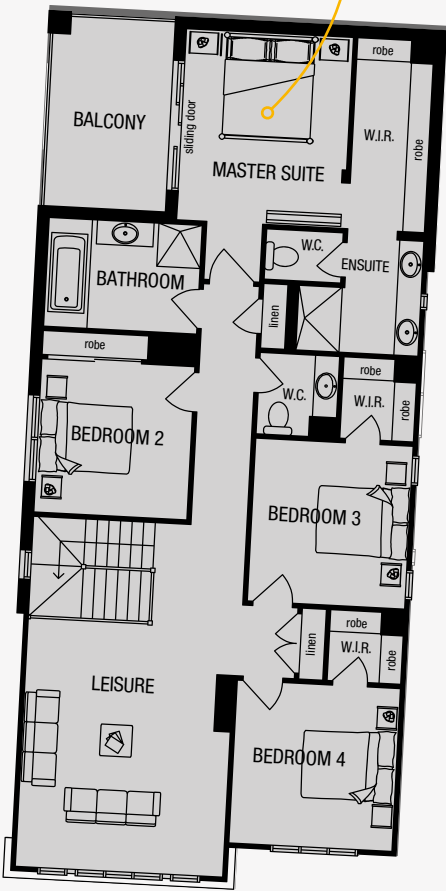
Change the finer details

Tailor your home by making the changes that matter most to you and your family. Extra bathrooms? Bigger bedrooms or living spaces? The choice is yours.

Talk to a New Home Advisor about the home design options available on your favourite floorplan.



Optimise the use of space by moving the master suite to the rear of the home to include a balcony.



Add a touch of luxury with an ensuite to all bedrooms (selected double storey homes only).

Love a world of choice

You'll love making your new home truly yours at our state of the art Studio M selection centre.



STUDIO/M



Endless Choice

This is where we turn your dreams into reality. For those who seek the ultimate personalisation experience, our industry-leading selection centre provides you with every choice you could imagine to make your home the one you have always dreamed of owning.

As well as the wonderful inclusions in your Freedom by Metricon home, we'll suggest a wide variety of additional stunning yet affordable options for you to consider, to add even more value and style to your home. Love personalising your home with an amazing range of choices from Australia's leading brands, creating your home exactly as you want it, and making it uniquely yours.



Expert Guidance

When you attend Studio M your dedicated personal consultant's advice is provided via a private one-on-one appointment. With years of experience, your Interior Design Consultant will guide you through thousands of beautiful fixtures and fittings, colour selections and design choices covering every facet of your Freedom by Metricon home.

To make your experience even more special we have coffee and refreshments, and everything to look after the kids while you take your time to create your homes unique style. You can even tour Studio M before you buy. Just ask your New Home Advisor if you'd like to come along.

Our Studio M Selection Centres

STUDIO M Melbourne
501 Blackburn Rd,
Mt Waverley

(03) 9915 5555

STUDIO M Shepparton
1/8009 Goulburn Valley Hwy,
Kialla

(03) 5820 1222

STUDIO M Geelong
1/158 Fyans Street,
South Geelong

(03) 5277 7477

STUDIO M Traralgon
43 Grey St,
Traralgon

(03) 5176 0675



Studio M Geelong

Love that peace of mind

Quality and care is built into every Freedom by Metricon home. It's what makes Metricon Australia's most loved builder.

OVER

45

YEARS

INDUSTRY EXPERIENCE

We've been helping Australians love where they live for more than 45 years. Whether you're building your first home or your forever home, we're with you every step of the way – from the first brick to final handover.

MASTERS OF

DESIGN

Our homes are designed to celebrate you. This is why we continually strive to create innovative, award-winning designs that help you make the most of your home and the life you live in it.

6

STAGE

QUALITY ASSURANCE

Our homes may have changed over the years but our commitment to excellence hasn't. Our rigorous quality assurance process ensures every Metricon home is built to the highest standard.

LIFETIME

STRUCTURAL GUARANTEE

Every Metricon home is backed by a Lifetime Structural Guarantee*, so you can build with the confidence and peace of mind that it will stand the test of time.

#1

AUSTRALIA'S NO.1 HOME BUILDER

We believe no one else designs and builds as well as us and, as Australia's No.1 home builder* for the seventh year running, we must be doing something right. That's why more people choose to build with Metricon, Australia's most loved home builder.

*The Guarantee applies to all new home building contracts signed after 1 January 2019 and is subject to the terms and conditions of the Guarantee which can be found at [metricon.com.au/terms-conditions](https://www.metricon.com.au/terms-conditions). *HIA-Colorbond® Steel Top 100 Report 2016/17/18/19/20/21/22.



Single storey homes

Great value and smart designs

Our popular single storey homes have a fresh, contemporary style and are packed with all the clever features you expect. Every home in the range represents outstanding value with great designs that'll perfectly suit your lifestyle.



Agar

Spacious award winner

A perfect choice for those wanting a home that makes the best use of space. The varying floorplans offer features only seen in larger homes, such as a separate study, a family room plus a rumpus room, and a walk-in pantry. The front of the home can even be arranged to suit your block or view. With a great master suite and three other good size bedrooms, this is flexible family living at its best.



Agar 26

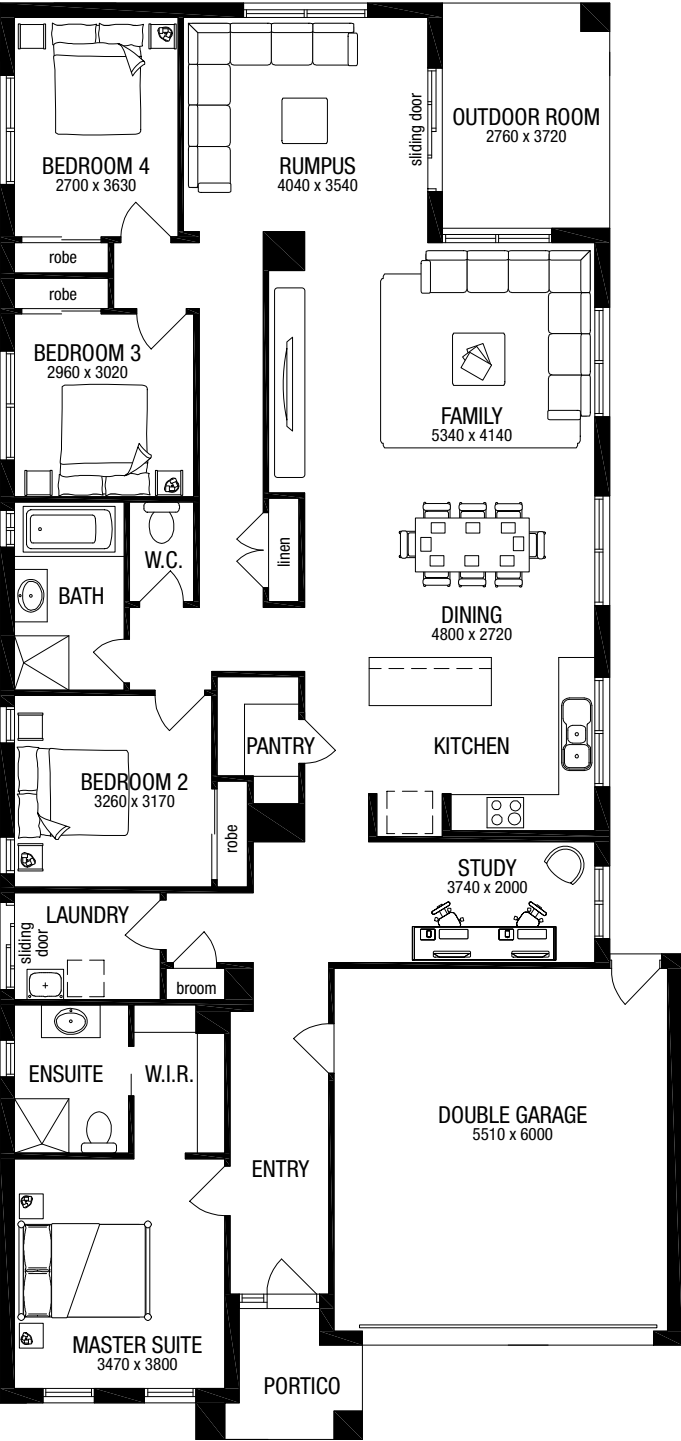
4 | 2 | 2 | 2

POPULAR DESIGN OPTIONS

- Add a Butler's Pantry
 - Reverse the front of the home
 - Add a 5th Bedroom in place of Rumpus
- Talk to a New Home Advisor for available options.

Area		Squares	m²
House		20.22	187.83
Garage		3.89	36.11
Outdoor Room		1.11	10.27
Portico		0.47	4.41
Total Area		25.69	238.62
House Width	11.27m	House Length	23.75m
Min. Block Width	12.5m	Min. Block Depth	32m

Floorplans shown based on Aspire facade. *Subject to orientation and fall of land and developer and council guidelines.



Agar facade styles

Façades shown are based on Agar 28BP. Façade images pictured contain upgrade items above standard specification and will incur additional costs. These items include feature render and bricks, timber windows and garage doors, feature tiling, COLORBOND® roof, exterior lighting, brick infills above garage, front entry doors, decking and driveways.

For further details on facades please talk to a New Home Advisor.



Agar 28BP Peak



Agar 28BP Yale



Agar 28 Neo



Agar 28BP Luxe



Agar 28BP Aspire



Agar 28BP Kingston



Agar 28BP Harcrest



Agar 28BP Aspen

Agar facade styles

Façades shown are based on Agar 28BP. Façade images pictured contain upgrade items above standard specification and will incur additional costs. These items include feature render and bricks, timber windows and garage doors, feature tiling, COLORBOND® roof, exterior lighting, brick infills above garage, front entry doors, decking and driveways.

For further details on facades please talk to a New Home Advisor.



Agar 28BP Kingston



Agar 28BP Peak



Agar 28BP Vogue



Agar 28 Domain



Amira

Home is where the heart is

Designed to complement family living whilst providing maximum flexibility, the Amira features a spacious Master Suite and three additional bedrooms zoned to the back. The centrally located kitchen looks out to the open plan living area and the extension of the outdoor room makes this home ideal for entertaining. You will certainly have plenty of room to grow.



Amira 29MR

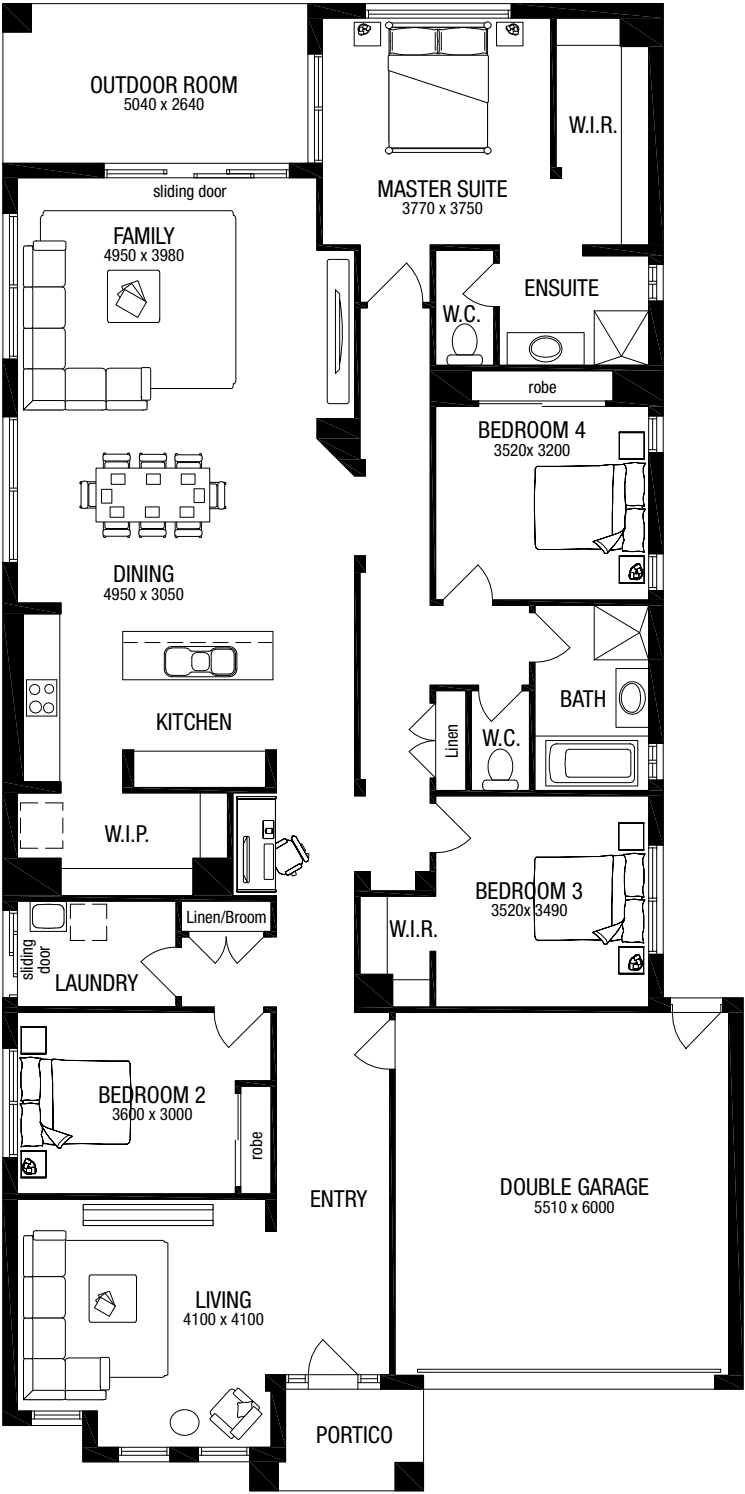
4 | 2 | 2 | 2

POPULAR DESIGN OPTIONS

- Add a Grand Outdoor Room
 - Extend the Master Suite and Ensuite
 - Increase the size of shower to Ensuite
- Talk to a New Home Advisor for available options.

Area	Squares	m²
House	23.02	213.85
Garage	3.89	36.14
Outdoor Room	1.43	13.31
Portico	0.44	4.11
Total Area	28.78	267.41
House Width	12.23m	House Length 24.59m
Min. Block Width	14m*	Min. Block Depth 32m*

Floorplans shown based on Aspire facade. *Subject to orientation and fall of land and developer and council guidelines.



Amira 28BP

4 2 2 2

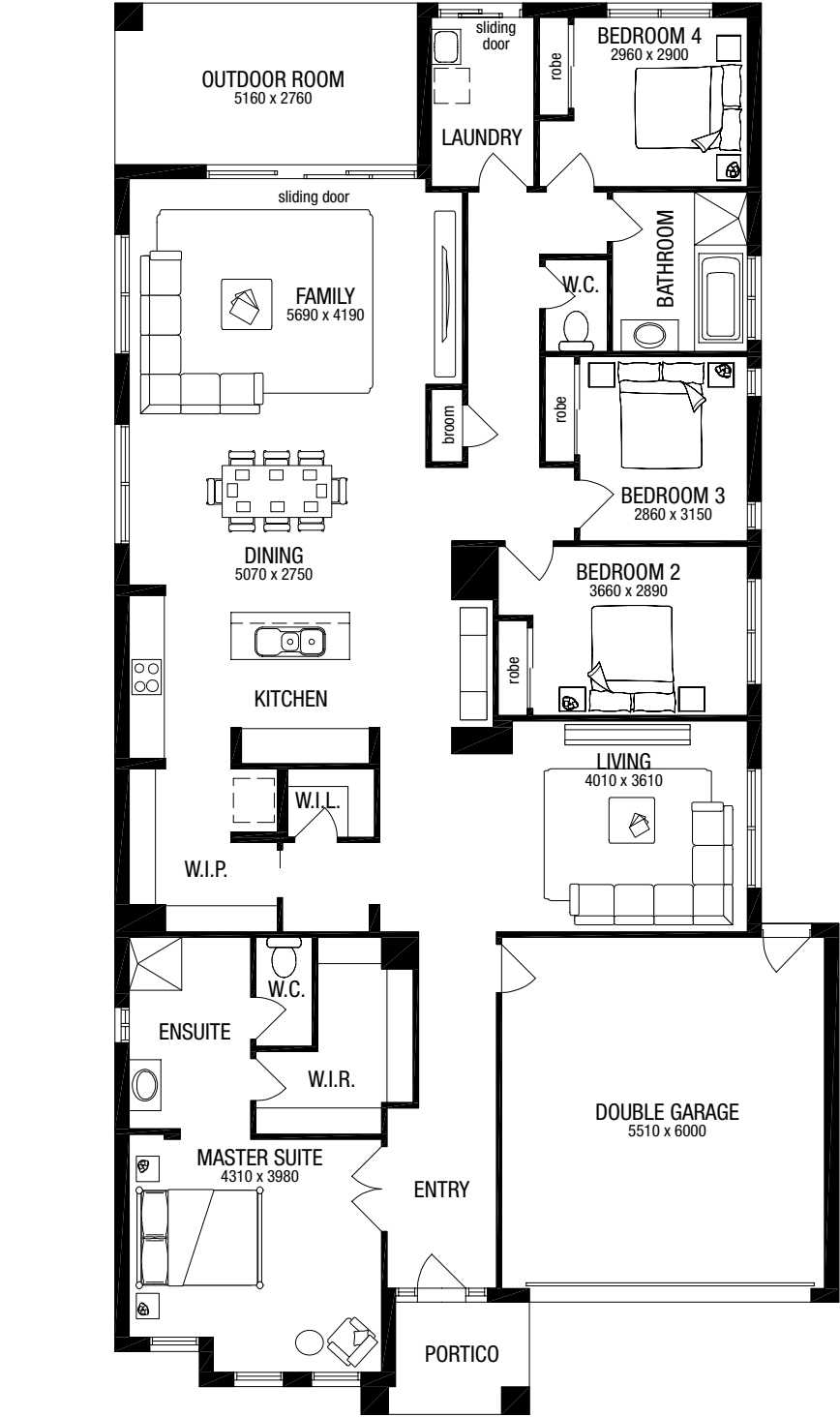
POPULAR DESIGN OPTIONS

- Add a Rumpus Room in place of Outdoor Room
- Add a 5th Bedroom in place of Living Room
- Add a Grand Outdoor Room

Talk to a New Home Advisor for available options.

Area	Squares	m²
House	22.49	208.95
Garage	3.86	36.14
Outdoor Room	1.53	14.24
Portico	0.50	4.66
Total Area	28.42	263.99
House Width	12.35m	House Length 24.11m
Min. Block Width	14m	Min. Block Depth 32m

Floorplans shown based on Aspire facade. *Subject to orientation and fall of land and developer and council guidelines.



Amira 25S

4 2 2 2

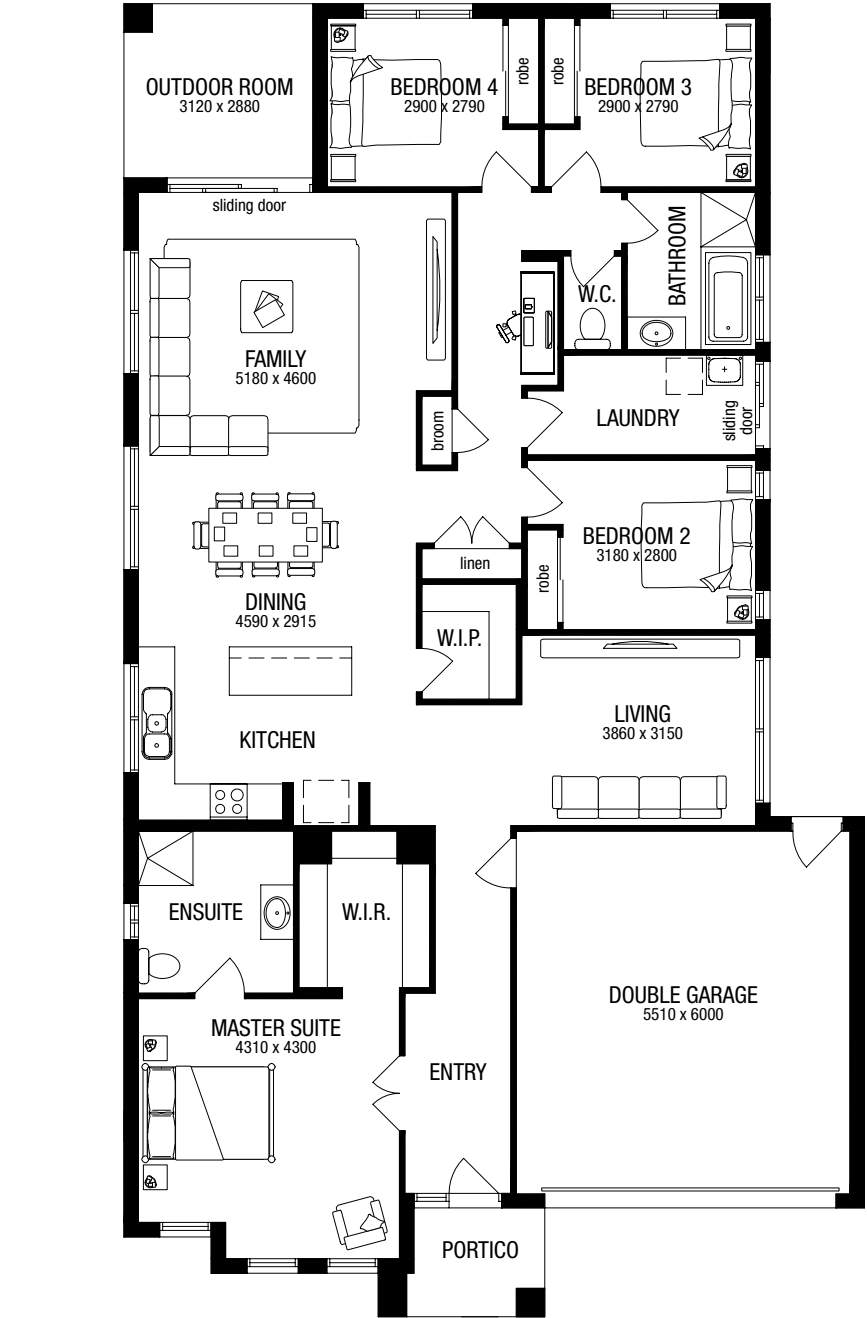
POPULAR DESIGN OPTIONS

- Add a Butler's Pantry
- Add a Double vanity and Large shower to Ensuite
- Create a 5th Bedroom in place of Living Room

Talk to a New Home Advisor for available options.

Area	Squares	m²
House	19.55	181.66
Garage	3.90	36.20
Outdoor Room	0.97	8.99
Portico	0.46	4.31
Total Area	24.88	231.16
House Width	12.23m	House Length 21.71m
Min. Block Width	14m	Min. Block Depth 28m

Floorplans shown based on Aspire facade. *Subject to orientation and fall of land and developer and council guidelines.



Amira 25

4 2 2 2

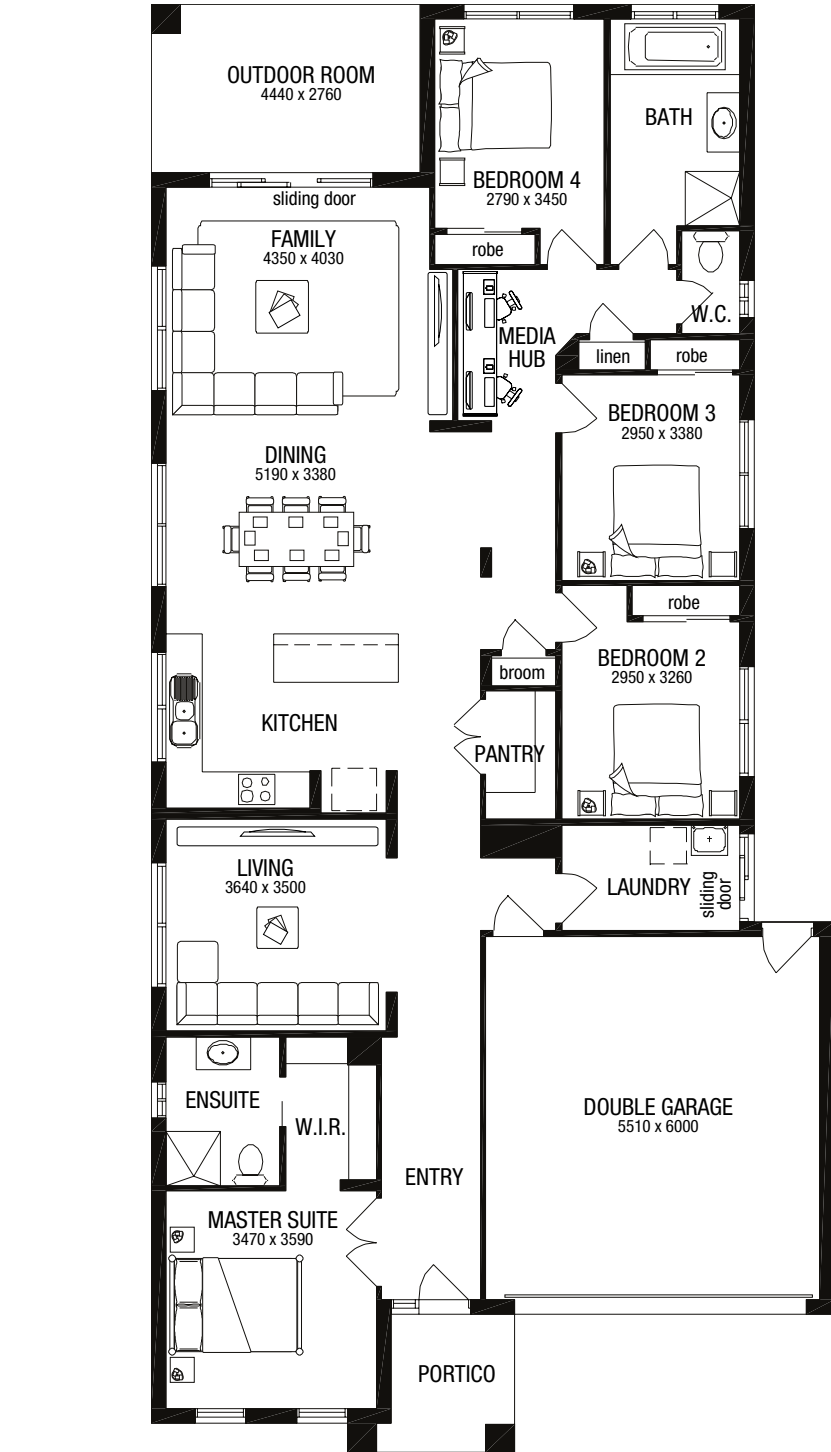
POPULAR DESIGN OPTIONS

- Add a Butler's Pantry in place of Living
- Swap the position of the Master Suite and Living
- Extend the Master Suite and Ensuite

Talk to a New Home Advisor for available options.

Area	Squares	m²
House	19.60	182.08
Garage	3.89	36.14
Outdoor Room	1.32	12.25
Portico	0.54	4.99
Total Area	25.35	235.46
House Width	11.27m	House Length 23.87m
Min. Block Width	12.5m	Min. Block Depth 32m

Floorplans shown based on Aspire facade. *Subject to orientation and fall of land and developer and council guidelines.



Amira 22A

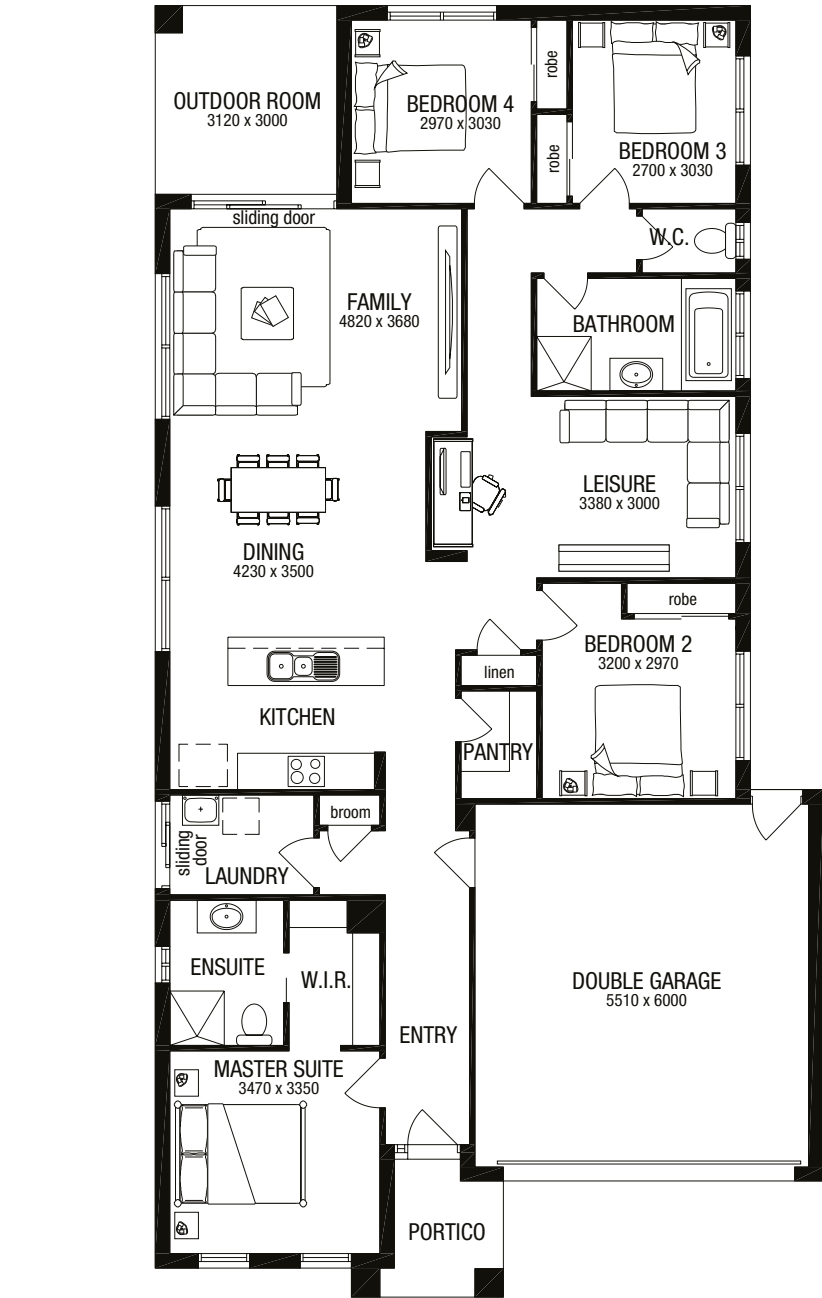
4 2 2 2

POPULAR DESIGN OPTIONS

- Reverse the front of the home with Walk In Pantry
- Add a 5th Bedroom in place of Leisure
- Change the Kitchen to an "L" shape

Talk to a New Home Advisor for available options.

Area	Squares	m²
House	17.06	158.50
Garage	3.90	36.20
Outdoor Room	1.01	9.36
Portico	0.45	4.19
Total Area	22.42	208.25
House Width	11.03m	House Length 21.35m
Min. Block Width	12.5m	Min. Block Depth 28m



Amira 20MK2

4 | 2 | 1 | 2

POPULAR DESIGN OPTIONS
Talk to a New Home Advisor for available options.

Area		Squares	m²
House		14.96	139.00
Garage		3.89	36.11
Outdoor Room		0.78	7.20
Portico		0.45	4.18
Total Area		20.07	186.49
House Width	11.27m	House Length	18.71m
Min. Block Width	12.5m*	Min. Block Depth	25m*

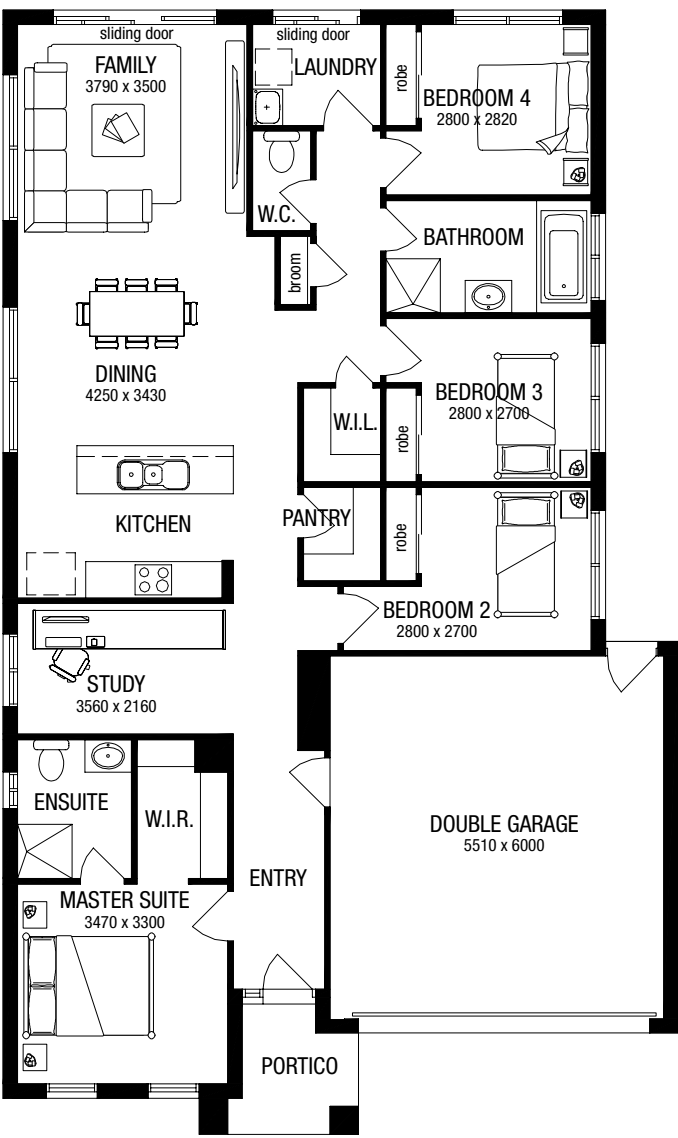
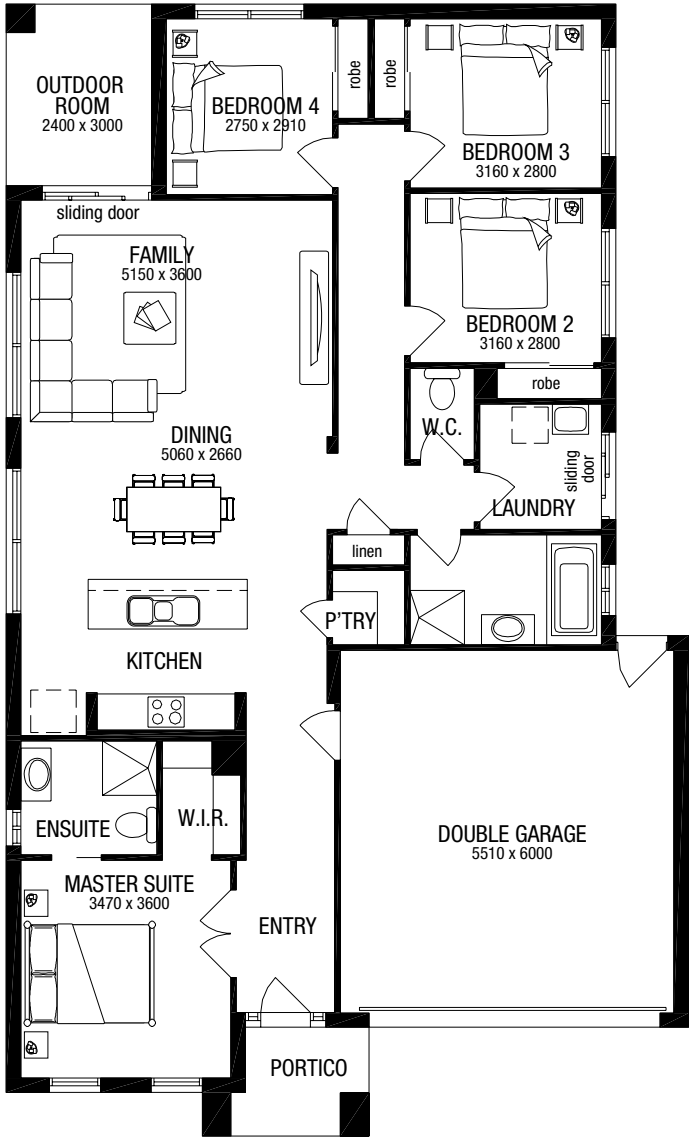
Floorplans shown based on Aspire facade. *Subject to orientation and fall of land and developer and council guidelines.

Amira 20

4 | 2 | 1 | 2

POPULAR DESIGN OPTIONS
▪ Add a Double vanity to Ensuite
▪ Add a Butler's Pantry in place of the Study
▪ Add an Outdoor Room
Talk to a New Home Advisor for available options.

Area		Squares	m²
House		15.44	143.48
Garage		3.90	36.23
Portico		0.46	4.23
Total Area		19.80	183.94
House Width	11.15m	House Length	18.59m
Min. Block Width	12.5m*	Min. Block Depth	25m*



Amira facade styles

Façades shown are based on Amira 28BP. Façade images pictured contain upgrade items above standard specification and will incur additional costs. These items include feature render and bricks, timber windows and garage doors, feature tiling, COLORBOND® roof, exterior lighting, brick infills above garage, front entry doors, decking and driveways.

For further details on facades please talk to a New Home Advisor.



Amira 28BP Escape



Amira 28BP Kingston



Amira 28BP Domain



Amira 28BP Peak



Amira 28BP Vogue



Amira 28BP Aspen



Amira 28 Summit



Amira 28 Nordic

Amira facade styles

Façades shown are based on Amira 28BP. Façade images pictured contain upgrade items above standard specification and will incur additional costs. These items include feature render and bricks, timber windows and garage doors, feature tiling, COLORBOND® roof, exterior lighting, brick infills above garage, front entry doors, decking and driveways.

For further details on facades please talk to a New Home Advisor.



Amira 28BP Aspire



Amira 28BP Luxe



Amira 28BP Yale



Amira 28BP Ascent



Amira 28BP Mirage



Amira 28BP Maine



Amira 28BP Neo



Amira 28BP Harcrest

Avanti

Avanti 29

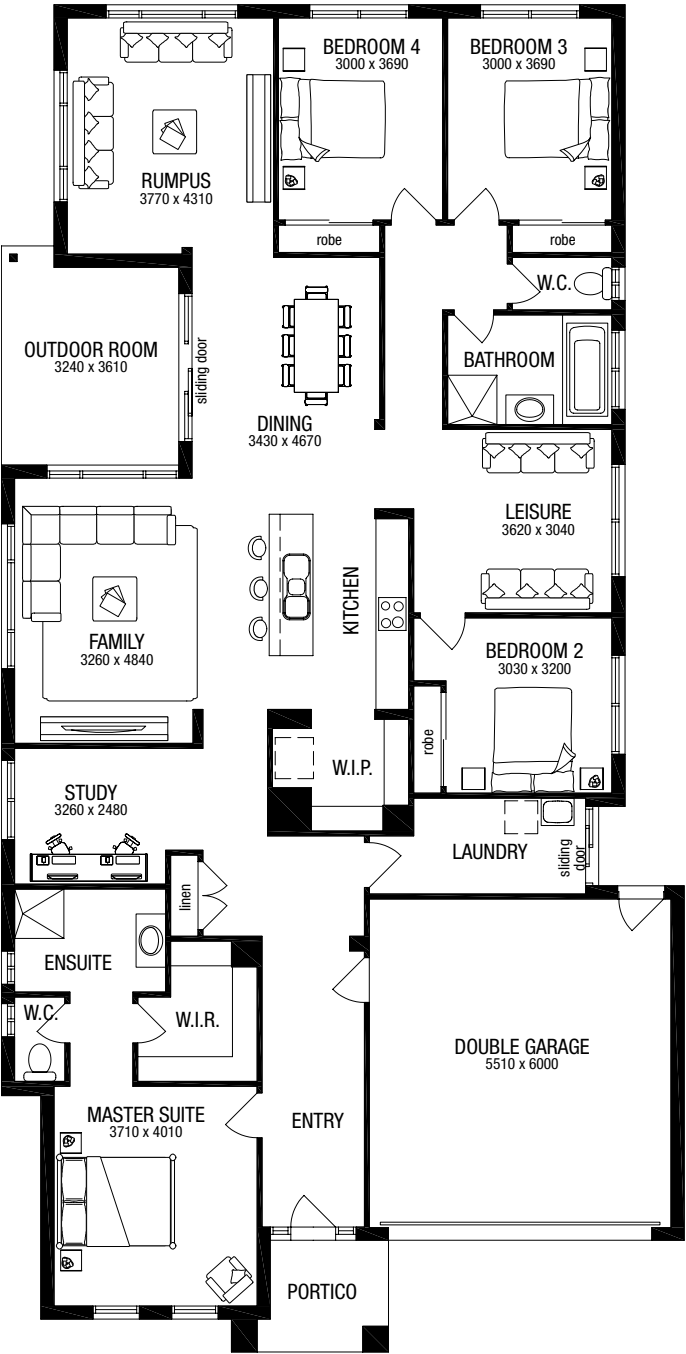
4 2 3 2

POPULAR DESIGN OPTIONS

Talk to a New Home Advisor for available options.

Area	Squares	m²
House	23.12	214.78
Garage	3.90	36.20
Outdoor Room	1.30	12.07
Portico	0.52	4.83
Total Area	28.84	267.88
House Width	12.47m	House Length 24.59m
Min. Block Width	14m*	Min. Block Depth 32m*

Floorplans shown based on Aspire facade. *Subject to orientation and fall of land and developer and council guidelines.



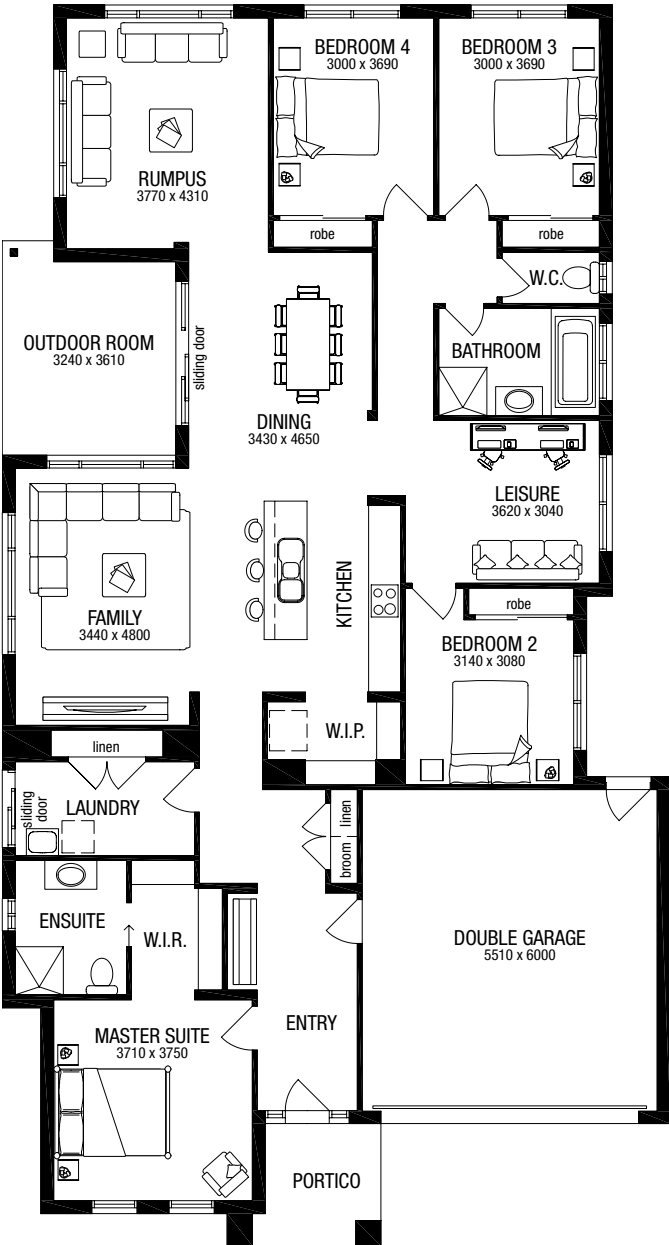
Avanti 27

4 2 3 2

POPULAR DESIGN OPTIONS

Talk to a New Home Advisor for available options.

Area	Squares	m²
House	21.10	196.07
Garage	3.90	36.20
Outdoor Room	1.30	12.07
Portico	0.58	5.35
Total Area	26.88	249.69
House Width	12.47m	House Length 23.15m
Min. Block Width	14m*	Min. Block Depth 30m*



Avanti facade styles

Façades shown are based on Avanti 29. Façade images pictured contain upgrade items above standard specification and will incur additional costs. These items include feature render and bricks, timber windows and garage doors, feature tiling, COLORBOND® roof, exterior lighting, brick infills above garage, front entry doors, decking and driveways.

For further details on facades please talk to a New Home Advisor.



Avery

New home living: redefined

In your choice of three spectacular floorplans, this remarkable all-new design shakes up contemporary four bedroom living to create a true “entertainer’s delight”. The Avery offers a very different floorplan approach, delivering you all-year-round indoor-outdoor living with a completely integrated outdoor space into the heart of the home. This original design creates real flexibility and a myriad of living options.



Avery 34

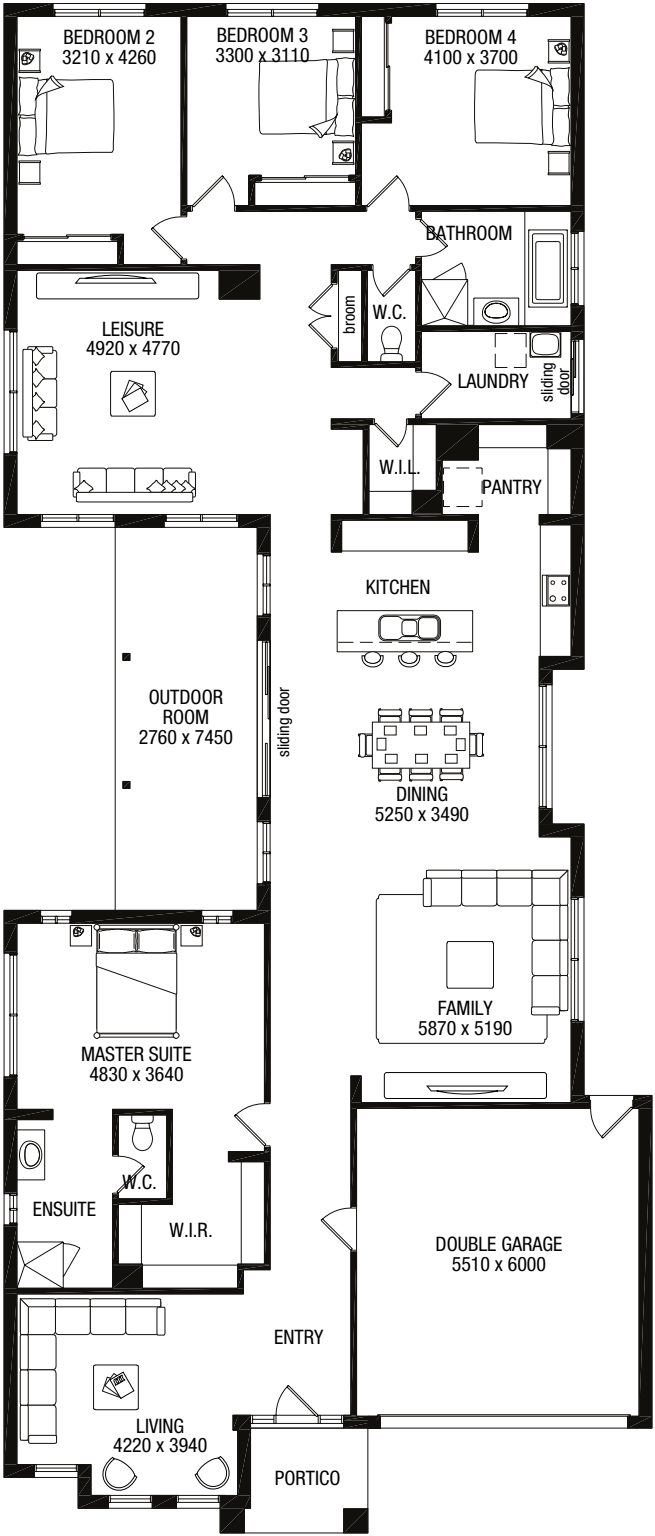
4 | 2 | 3 | 2

POPULAR DESIGN OPTIONS

- Reverse Front
 - Grand Outdoor
 - Master Suite Extension
- Talk to a New Home Advisor for available options.

Area	Squares	m ²
House	27.21	252.78
Garage	3.89 sq	36.14
Outdoor Room	2.21	20.56
Portico	0.53	4.93
Total Area	34.05	316.28
House Width	12.59m	House Length 29.75m
Min. Block Width	14.00m*	Min. Block Depth 36.5m*

Floorplan shown based on Aspire facade. *Subject to orientation and fall of land and developer and council guidelines.



Avery 30

4 | 2 | 2 | 2

POPULAR DESIGN OPTIONS
Talk to a New Home Advisor for available options.

Area		Squares	m²
House		23.14	214.91
Garage		3.89	36.14
Outdoor Room		2.21	20.56
Portico		0.53	4.93
Total Area		29.97	278.41
House Width	12.59m	House Length	26.39m
Min. Block Width	14m	Min. Block Depth	33m

Floorplans shown based on Aspire facade. *Subject to orientation and fall of land and developer and council guidelines.

Avery 27

4 | 2 | 2 | 2

POPULAR DESIGN OPTIONS
Talk to a New Home Advisor for available options.

Area		Squares	m²
House		20.1	186.71
Garage		3.89	36.17
Outdoor Room		2.07	19.24
Portico		0.48	4.44
Total Area		26.7	248.05
House Width	12.23m	House Length	24.47m
Min. Block Width	14m	Min. Block Depth	30m

Image depicts items not supplied by Metricon namely landscaping and fencing.

Avery facade styles

Façades shown are based on Avery 30. Façade images pictured contain upgrade items above standard specification and will incur additional costs. These items include feature render and bricks, timber windows and garage doors, feature tiling, COLORBOND® roof, exterior lighting, brick infills above garage, front entry doors, decking and driveways.

For further details on facades please talk to a New Home Advisor.



Avoca 17MK2

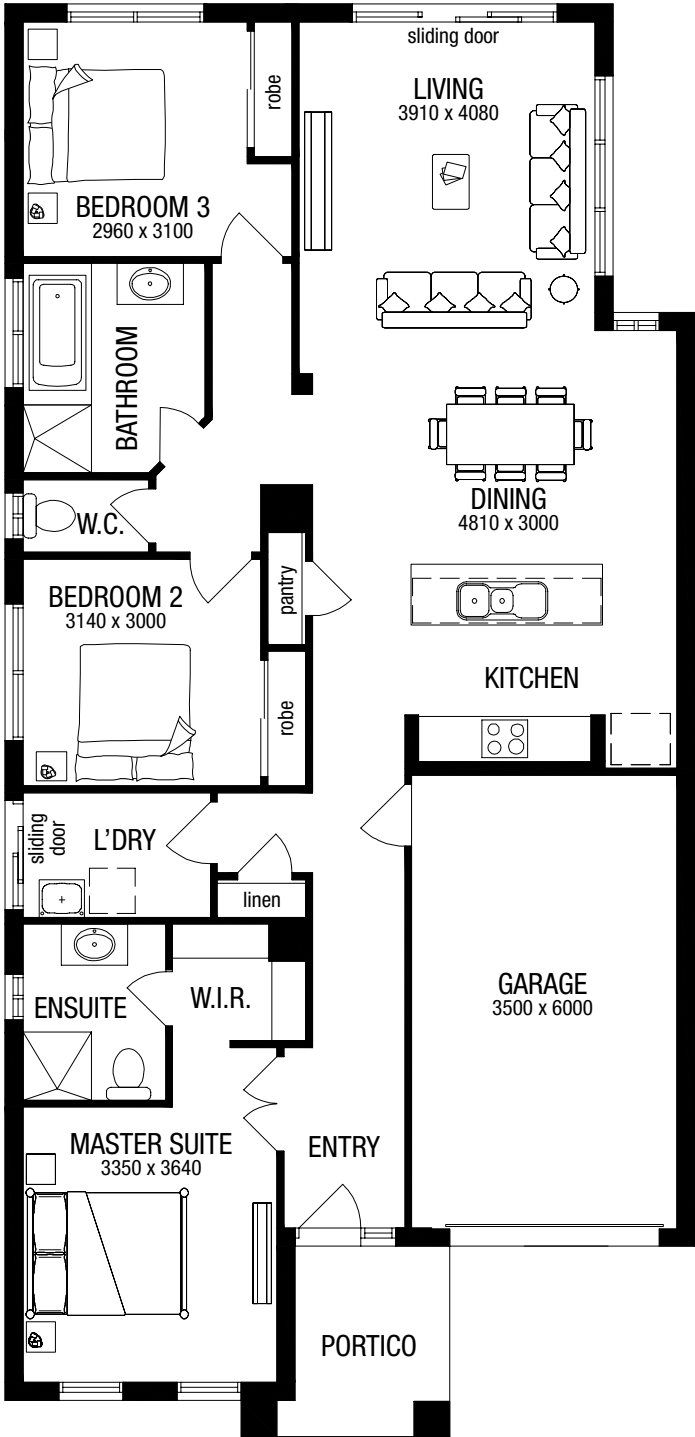
3 2 1 1

POPULAR DESIGN OPTIONS

- Add a Double Garage and Butler's Pantry
 - Add a Rumpus at the back of the home
 - Add an Outdoor Room
- Talk to a New Home Advisor for available options.

Floorplan shown based on Aspire facade. *Subject to orientation and fall of land and developer and council guidelines.

Area	Squares	m²
House	13.97	129.78
Garage	2.51	23.30
Portico	0.49	5.48
Total Area	17.07	158.56
House Width	9.11m	House Length 18.95m
Min. Block Width	10.5m*	Min. Block Depth 25m*



Avoca facade styles

Façades shown are based on Avoca 17MK2. Façade images pictured contain upgrade items above standard specification and will incur additional costs. These items include feature render and bricks, timber windows and garage doors, feature tiling, COLORBOND® roof, exterior lighting, brick infills above garage, front entry doors, decking and driveways.

For further details on facades please talk to a New Home Advisor.



Carine

Carine 19

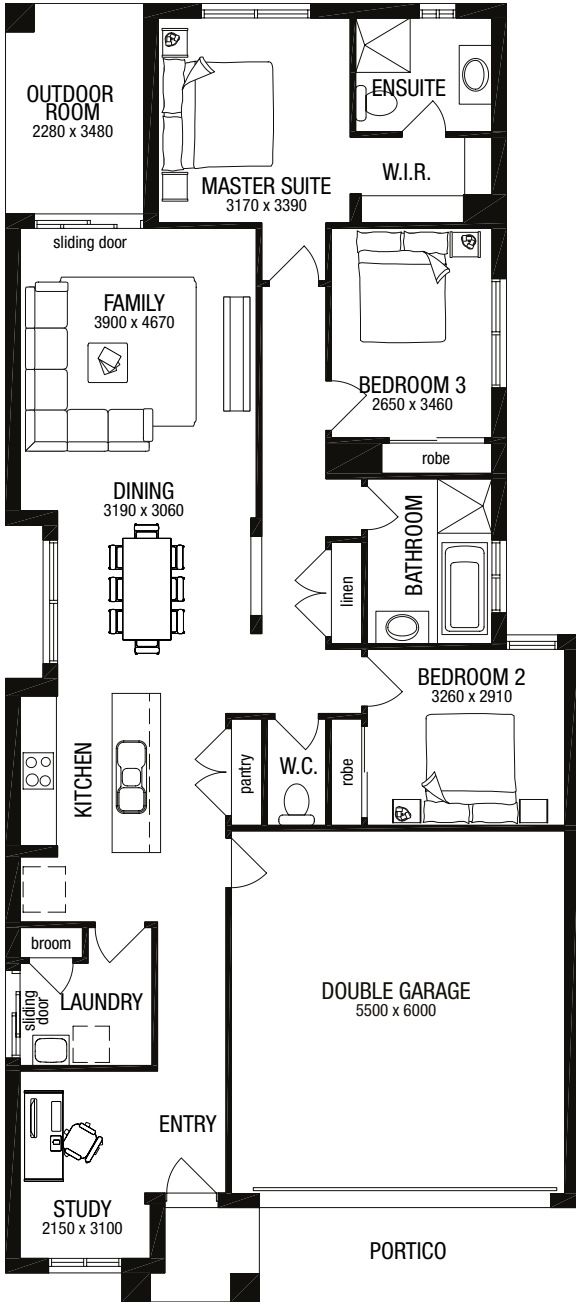
3 | 2 | 1 | 2

DESIGN OPTIONS

Talk to a New Home Advisor for available options.

Area	Squares	m²
House	14.38	133.60
Garage	3.85	35.76
Outdoor Room	0.85	7.93
Portico	0.30	2.77
Total Area	19.38	180.06
House Width	9.47m	House Length 21.47m
Min. Block Width	10.5m'	Min. Block Depth 28m'

Floorplan shown based on Aspire facade. *Subject to orientation and fall of land and developer and council guidelines.



Carine 17

3 | 2 | 1 | 2

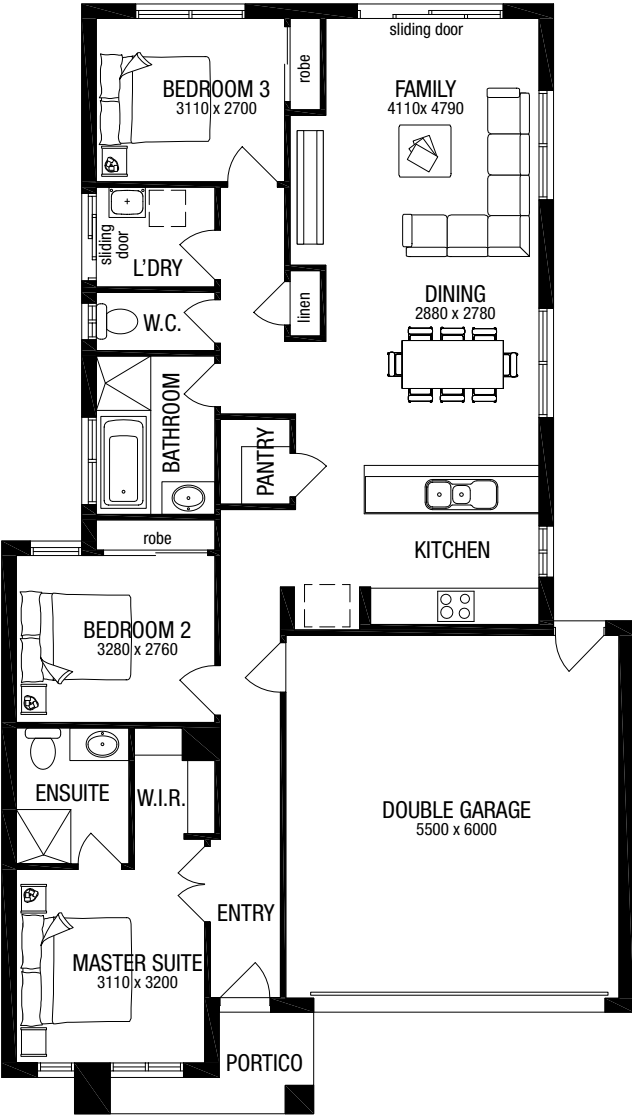
POPULAR DESIGN OPTIONS

- Add a 4th Bedroom
- Add an Outdoor Room
- Add a Butler's Pantry

Talk to a New Home Advisor for available options.

Area	Squares	m²
House	12.54	116.47
Garage	3.88	36.08
Portico	0.44	4.06
Total Area	16.86	156.61
House Width	10.43m	House Length 18.35m
Min. Block Width	10.5m'	Min. Block Depth 25m'

Floorplan shown based on Traditional facade. *Subject to orientation and fall of land and developer and council guidelines.



Carine facade styles

Façades shown are based on Carine 17. Façade images pictured contain upgrade items above standard specification and will incur additional costs. These items include feature render and bricks, timber windows and garage doors, feature tiling, COLORBOND® roof, exterior lighting, brick infills above garage, front entry doors, decking and driveways.

For further details on facades please talk to a New Home Advisor.



Carlin

Carlin 19A

4 2 1 2

POPULAR DESIGN OPTIONS

Talk to a New Home Advisor for available options.

Area	Squares	m²
House	15.1	140.3
Garage	3.88	36.07
Portico	0.45	4.18
Total Area	19.43	180.55
House Width	12.71m	House Length 16.67m
Min. Block Width	14m*	Min. Block Depth 21m*

Floorplan shown based on Aspire facade. *Subject to orientation and fall of land and developer and council guidelines.

Carlin 19

4 2 1 2

POPULAR DESIGN OPTIONS

- Double vanity to Ensuite

Talk to a New Home Advisor for available options.

Area	Squares	m²
House	14.49	134.60
Garage	4.01	37.31
Portico	0.45	4.18
Total Area	18.95	176.09
House Width	12.71m	House Length 15.59m
Min. Block Width	14m*	Min. Block Depth 21m*

Floorplan shown based on Aspire facade. *Subject to orientation and fall of land and developer and council guidelines.

Carlin facade styles

Façades shown are based on Carlin 19. Façade images pictured contain upgrade items above standard specification and will incur additional costs. These items include feature render and bricks, timber windows and garage doors, feature tiling, COLORBOND® roof, exterior lighting, brick infills above garage, front entry doors, decking and driveways.

For further details on facades please talk to a New Home Advisor.



Delta

Award winning family favourite

Available in no fewer than 9 flexible floorplans, the Delta has been cleverly designed for a growing family with its bedrooms located along one side of the home, providing an open plan layout with living areas on the other. The focal point of this award winning home is the integrated living areas, complemented by a fabulous kitchen.



Delta 29MR

4 bedrooms | 2 bathrooms | 2 porticos | 2 car spaces

- POPULAR DESIGN OPTIONS
- Increase the size of the shower to Ensuite
 - Add a Grand Outdoor Room
 - Extend the Master Suite to the back
- Talk to a New Home Advisor for available options.

Area		Squares	m²
House		23.03	213.93
Garage		3.89	36.14
Outdoor Room		1.43	13.31
Portico		0.42	3.91
Total Area		28.77	267.29
House Width	12.23m	House Length	24.59m
Min. Block Width	14m	Min. Block Depth	32m

Floorplan shown based on Aspire facade. *Subject to orientation and fall of land and developer and council guidelines.



Delta 28BP

4 bedrooms | 2 bathrooms | 2 porticos | 2 car spaces

- POPULAR DESIGN OPTIONS
- Add a Rumpus in pace of the Outdoor Room
 - Create a 5th Bedroom in place of Living
 - Swap the position of the Master Suite and Living
- Talk to a New Home Advisor for available options.

Area		Squares	m²
House		22.53	209.28
Garage		3.89	36.14
Outdoor Room		1.50	13.91
Portico		0.50	4.66
Total Area		28.42	263.99
House Width	12.35m	House Length	24.11m
Min. Block Width	14m	Min. Block Depth	32m

Floorplan shown based on Aspire facade. *Subject to orientation and fall of land and developer and council guidelines.



Delta 26MR

4 bedrooms | 2 bathrooms | 2 porticos | 2 car spaces

- POPULAR DESIGN OPTIONS
- Create a 5th Bedroom in place of Living
 - Extended the Master Suite and Outdoor Room
 - Flip the Master Suite layout
- Talk to a New Home Advisor for available options.

Area		Squares	m ²
House		20.14	187.11
Garage		3.89	36.17
Outdoor Room		1.16	10.80
Portico		0.45	4.20
Total Area		25.65	238.28
House Width	11.27m	House Length	24.35m
Min. Block Width	12.5m	Min. Block Depth	32m

Floorplan shown based on Aspire facade. *Subject to orientation and fall of land and developer and council guidelines.

Delta 25S

4 bedrooms | 2 bathrooms | 2 porticos | 2 car spaces

- POPULAR DESIGN OPTIONS
- Enclosed W.C. to Ensuite
 - Add a Double vanity and Large shower to Ensuite
 - Create a 5th Bedroom in place of Living
- Talk to a New Home Advisor for available options.

Area		Squares	m ²
House		19.71	183.11
Garage		3.89	36.17
Outdoor Room		1.01	9.36
Portico		0.50	4.66
Total Area		25.11	233.30
House Width	12.35m	House Length	21.47m
Min. Block Width	14m	Min. Block Depth	28m

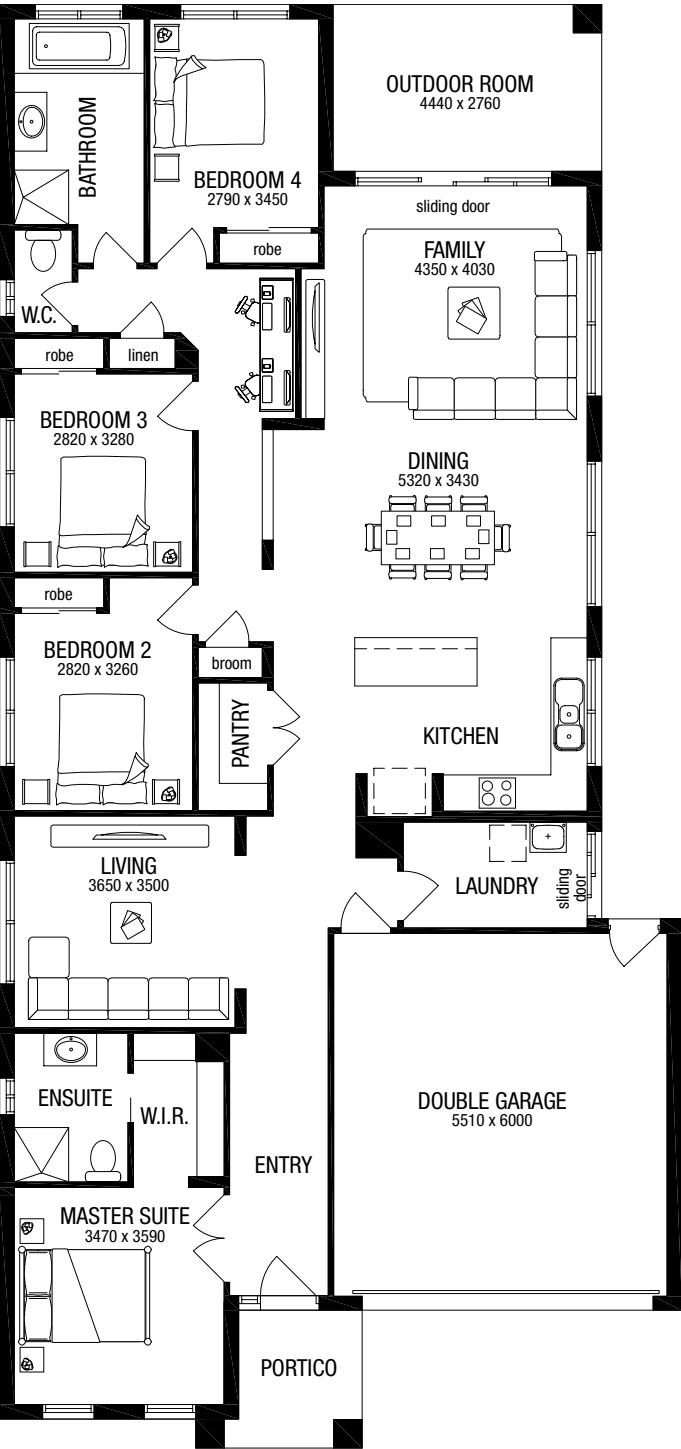
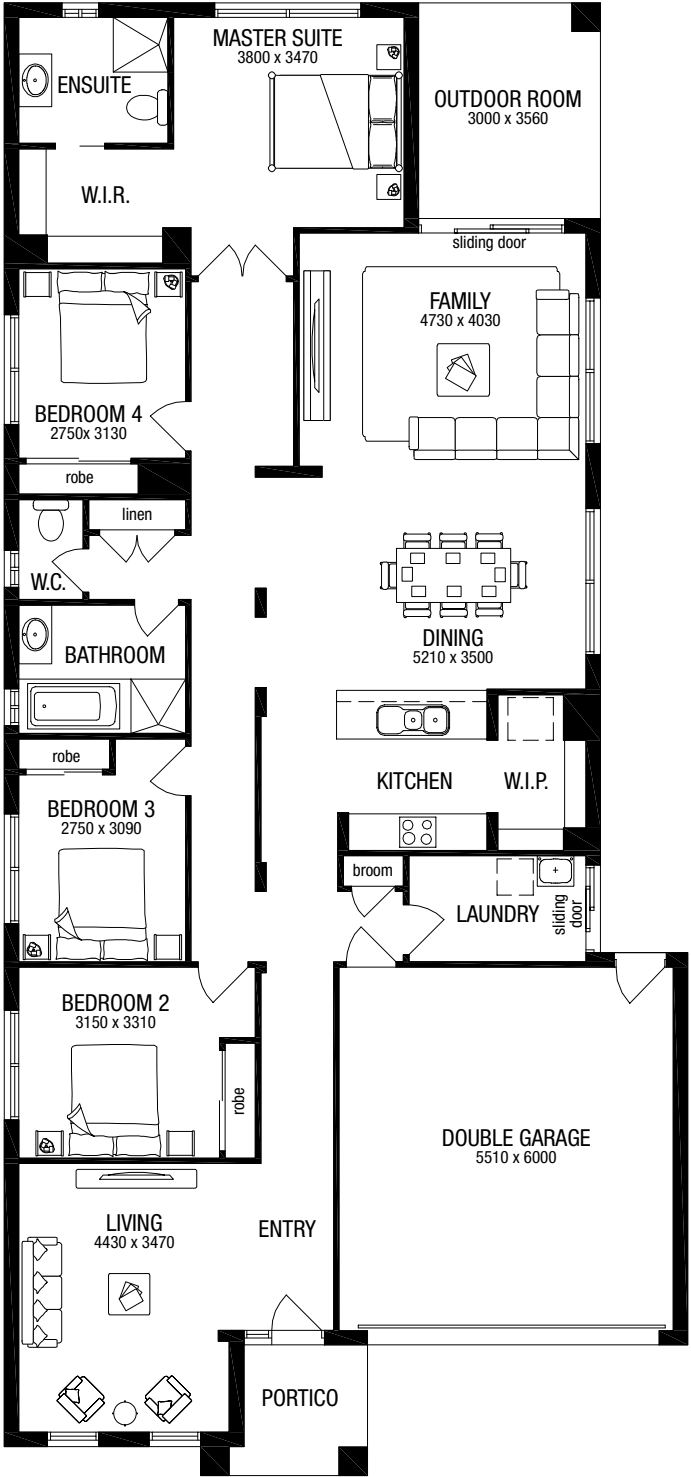
Floorplans shown based on Aspire facade. *Subject to orientation and fall of land and developer and council guidelines.

Delta 25

4 bedrooms | 2 bathrooms | 2 porticos | 2 car spaces

- POPULAR DESIGN OPTIONS
- Add a Butler's Pantry
 - Swap the position of the Master Suite and Living
 - Add a Rumpus in place of the Outdoor Room
- Talk to a New Home Advisor for available options.

Area		Squares	m ²
House		19.60	182.08
Garage		3.89	36.14
Outdoor Room		1.32	12.25
Portico		0.54	4.99
Total Area		25.35	235.46
House Width	11.27m	House Length	23.87m
Min. Block Width	12.5m	Min. Block Depth	32m



Delta 24MR

Icons representing 4 bedrooms, 2 bathrooms, 2 kitchens, and 2 car spaces.

- POPULAR DESIGN OPTIONS
- Add a Grand Outdoor Room
 - Add a Double vanity to Ensuite
 - Create a Kids Retreat in place of Bedroom 3
- Talk to a New Home Advisor for available options.

Area		Squares	m²
House		18.69	173.66
Garage		3.89	36.17
Outdoor Room		1.12	10.37
Portico		0.45	4.20
Total Area		24.16	224.40
House Width	11.15m	House Length	23.15m
Min. Block Width	12.5m*	Min. Block Depth	30m*

Floorplans shown based on Aspire facade. *Subject to orientation and fall of land and developer and council guidelines.

Delta 24A

Icons representing 4 bedrooms, 2 bathrooms, 2 kitchens, and 2 car spaces.

- POPULAR DESIGN OPTIONS
- Extend the Master Suite and Ensuite
 - Add a Double vanity and Large shower to Ensuite
 - Add a Grand Outdoor Room
- Talk to a New Home Advisor for available options.

Area		Squares	m²
House		18.09	168.05
Garage		3.87	35.97
Outdoor Room		1.28	11.88
Portico		0.44	4.08
Total Area		23.68	219.98
House Width	11.27m	House Length	22.19m
Min. Block Width	12.5m*	Min. Block Depth	30m*

Delta 22

Icons representing 4 bedrooms, 2 bathrooms, 2 kitchens, and 2 car spaces.

- POPULAR DESIGN OPTIONS
- Extend the Master Suite and Ensuite
 - Add an Outdoor Room
 - Add a Rumpus at the back
- Talk to a New Home Advisor for available options.

Area		Squares	m²
House		18.04	167.54
Garage		3.91	36.37
Portico		0.47	4.36
Total Area		22.42	208.27
House Width	11.03m	House Length	21.59m
Min. Block Width	12.5m*	Min. Block Depth	30m*

Floorplans shown based on Aspire facade. *Subject to orientation and fall of land and developer and council guidelines.

Delta 21

Icons representing 4 bedrooms, 2 bathrooms, 1 kitchen, and 2 car spaces.

- POPULAR DESIGN OPTIONS
- Change the Kitchen to an "L" shape
 - Add a Rumpus at the back
 - Add an Outdoor Room
- Talk to a New Home Advisor for available options.

Area		Squares	m²
House		16.31	151.50
Garage		3.92	36.43
Portico		0.45	4.15
Total Area		20.68	192.08
House Width	11.27m	House Length	19.91m
Min. Block Width	12.5m*	Min. Block Depth	28m*

Delta facade styles

Façades shown are based on Delta 28BP. Façade images pictured contain upgrade items above standard specification and will incur additional costs. These items include feature render and bricks, timber windows and garage doors, feature tiling, COLORBOND® roof, exterior lighting, brick infills above garage, front entry doors, decking and driveways.

For further details on facades please talk to a New Home Advisor.



Delta 28BP Domain



Delta 28 Nordic



Delta 28 Summit



Delta 28BP Peak



Delta 28BP Vogue



Delta 28BP Ascent



Delta 28BP Mirage



Delta 28BP Plantation

Delta facade styles

Façades shown are based on Delta 28BP. Façade images pictured contain upgrade items above standard specification and will incur additional costs. These items include feature render and bricks, timber windows and garage doors, feature tiling, COLORBOND® roof, exterior lighting, brick infills above garage, front entry doors, decking and driveways.

For further details on facades please talk to a New Home Advisor.



Delta 28BP Aspire



Delta 28BP Luxe



Delta 28BP Yale



Delta 28BP Aspen



Delta 28BP Harcrest



Delta 28BP Maine



Delta 28BP Neo

Giles 17

3 | 2 | 1 | 2

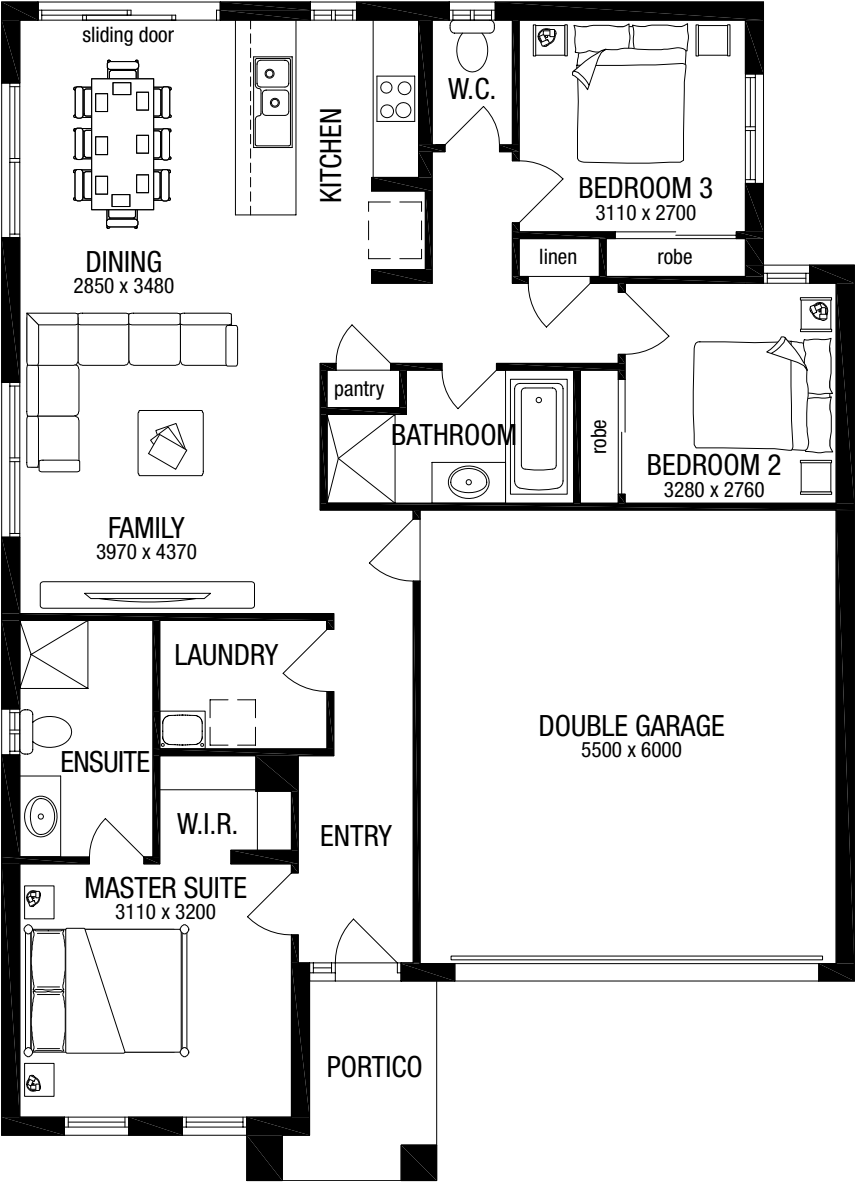
POPULAR DESIGN OPTIONS

- Larger shower to Ensuite
- Add a Grand Outdoor Room

Talk to a New Home Advisor for available options.

Area		Squares	m²
House		12.30	114.31
Garage		3.85	35.76
Portico		0.53	4.93
Total Area		16.68	155.00
House Width	11.27m	House Length	15.59m
Min. Block Width	12.5m	Min. Block Depth	21m

Floorplan shown based on Aspire facade. *Subject to orientation and fall of land and developer and council guidelines.



Giles facade styles

Façades shown are based on Giles 17. Façade images pictured contain upgrade items above standard specification and will incur additional costs. These items include feature render and bricks, timber windows and garage doors, feature tiling, COLORBOND® roof, exterior lighting, brick infills above garage, front entry doors, decking and driveways.

For further details on facades please talk to a New Home Advisor.



Langdon

Sure to impress

The cleverly designed Langdon features four bedrooms, including a large master bedroom with ensuite and walk-in robe, this home is sure to impress with its family friendly layout. Built around a central kitchen and family area, the single storey Langdon is sure to please all the family with its use of space.



Langdon 32

4 | 3 | 2 | 2

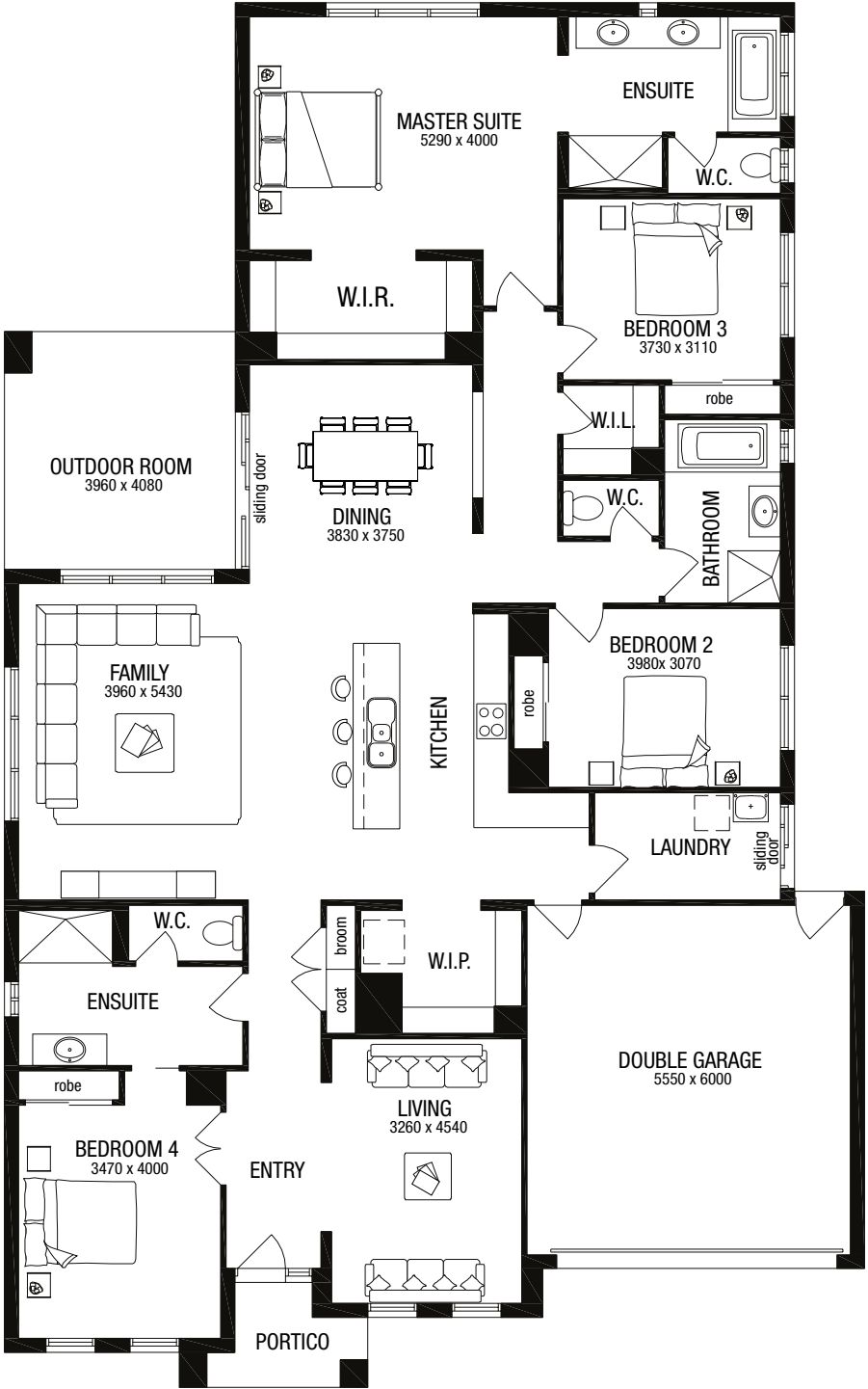
POPULAR DESIGN OPTIONS

- Shared Master Option
- Shared Bathroom Option
- Study, Dining & Outdoor Room

Talk to a New Home Advisor for available options.

Area		Squares	m²
House		25.45	236.41
Garage		3.91	36.36
Outdoor Room		1.74	16.16
Portico		0.44	4.10
Total Area		31.54	293.03
House Width	14.75m	House Length	23.75m
Min. Block Width	16m*	Min. Block Depth	32m*

Floorplan shown based on Aspire facade. *Subject to orientation and fall of land and developer and council guidelines.



Langdon 28

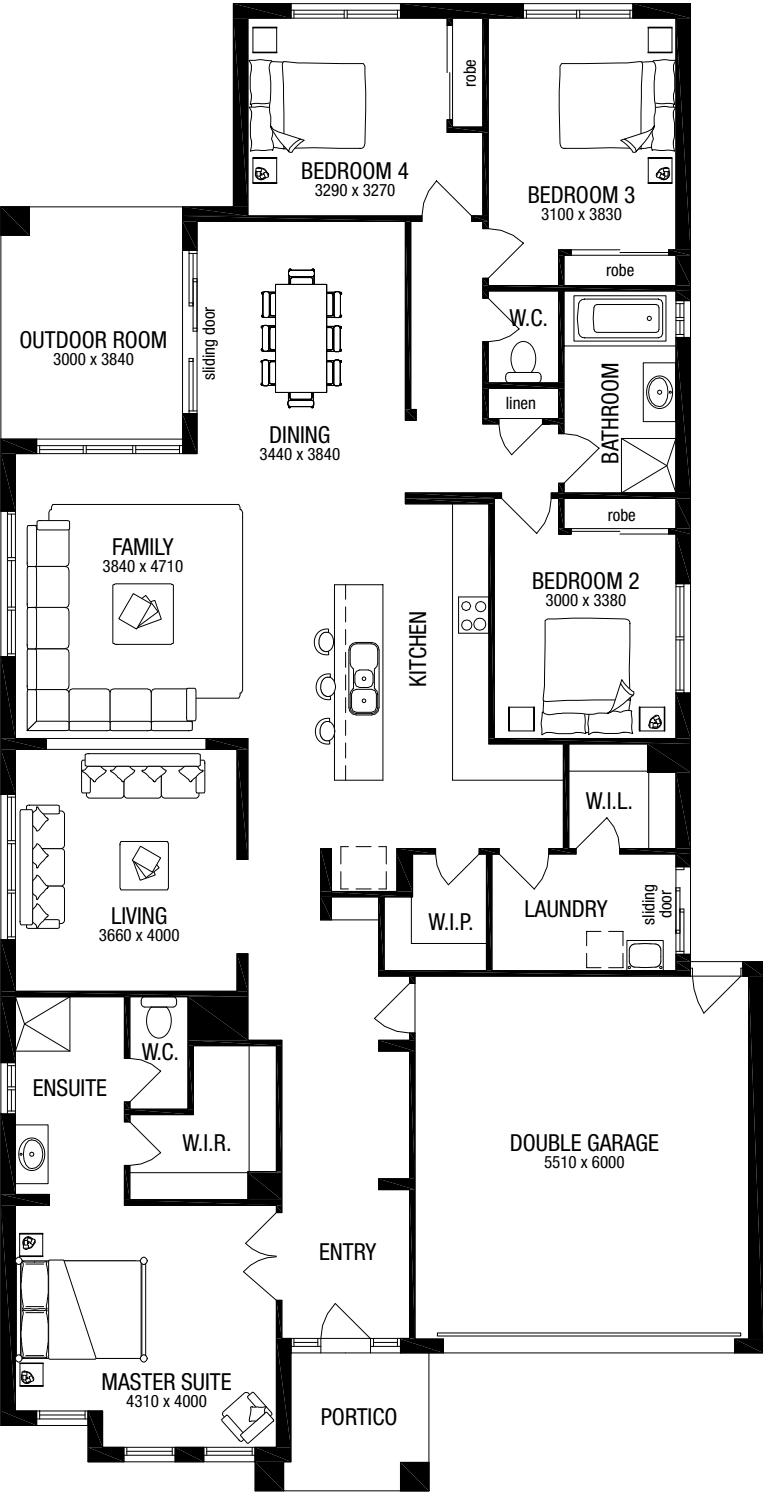
4 | 2 | 2 | 2

POPULAR DESIGN OPTIONS

- Reverse the front of the home
 - Add a Grand Outdoor Room
 - Create a 5th bedroom in place of Living
- Talk to a New Home Advisor for available options.

Area		Squares	m²
House		22.51	209.10
Garage		3.89	36.11
Outdoor Room		1.24	11.52
Portico		0.58	5.48
Total Area		28.22	262.21
House Width	12.59m	House Length	24.59m
Min. Block Width	14m*	Min. Block Depth	32m*

Floorplan shown based on Aspire facade. *Subject to orientation and fall of land and developer and council guidelines.



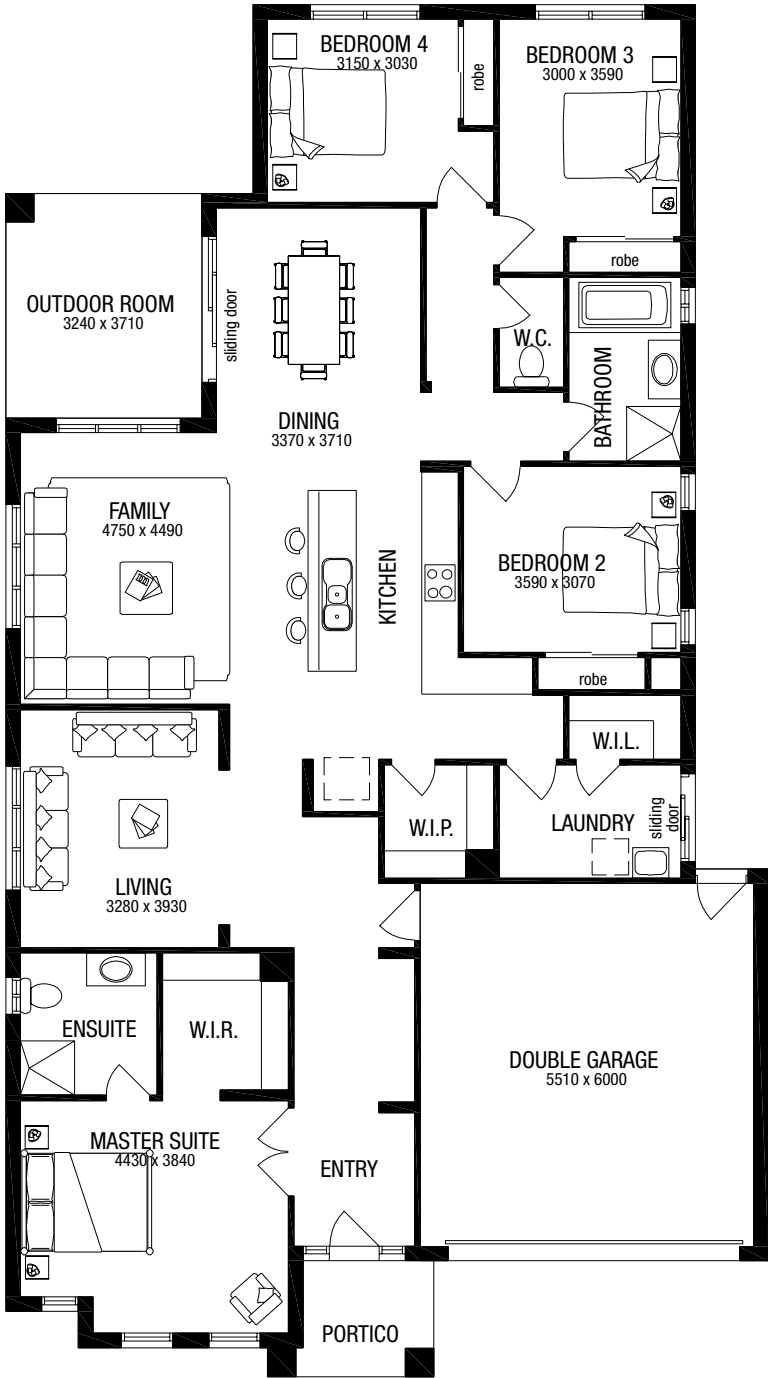
Langdon 26

4 | 2 | 2 | 2

- POPULAR DESIGN OPTIONS
- Add a Grand Outdoor Room
 - Create a Kids retreat in place of Bedroom 4
 - Create a 5th bedroom in place of Living
- Talk to a New Home Advisor for available options.

Area	Squares	m²
House	20.41	189.60
Garage	3.89	36.11
Outdoor Room	1.29	12.02
Portico	0.48	4.43
Total Area	26.07	242.16
House Width	12.59m	House Length 22.67m
Min. Block Width	14m*	Min. Block Depth 30m*

Floorplan shown based on Aspire facade. *Subject to orientation and fall of land and developer and council guidelines.



Langdon 25

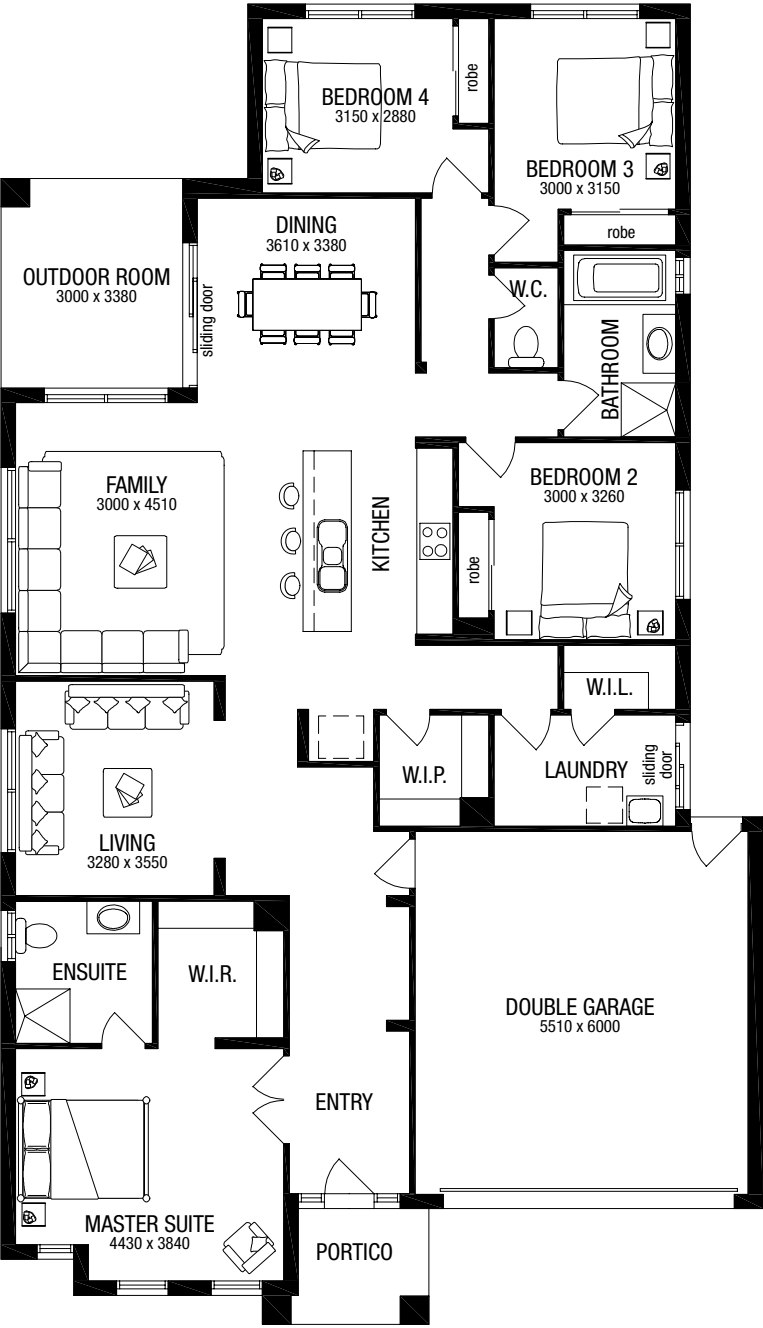
4 | 2 | 2 | 2

DESIGN OPTIONS

Talk to a New Home Advisor for available options.

Area	Squares	m²
House	19.66	182.62
Garage	3.89	36.11
Outdoor Room	1.12	10.41
Portico	0.47	4.43
Total Area	25.14	233.57
House Width	12.59m	House Length 21.83m
Min. Block Width	14m*	Min. Block Depth 28m*

Floorplan shown based on Aspire facade. *Subject to orientation and fall of land and developer and council guidelines.



Langdon facade styles

Façades shown are based on Langdon 28 & 32. Façade images pictured contain upgrade items above standard specification and will incur additional costs. These items include feature render and bricks, timber windows and garage doors, feature tiling, COLORBOND® roof, exterior lighting, brick infills above garage, front entry doors, decking and driveways.

For further details on facades please talk to a New Home Advisor.



Langdon 32 Domain



Langdon 26 Summit



Langdon 32 Aspen



Langdon 26 Escape



Langdon 28 Vogue



Langdon 28 Peak



Langdon 28 Plantation



Langdon 28 Nordic

Langdon facade styles

Façades shown are based on Langdon 28. Façade images pictured contain upgrade items above standard specification and will incur additional costs. These items include feature render and bricks, timber windows and garage doors, feature tiling, COLORBOND® roof, exterior lighting, brick infills above garage, front entry doors, decking and driveways.

For further details on facades please talk to a New Home Advisor.



Mantra

Charming family home

The entire design has been centred on the fabulous kitchen area and dining room that extends into the family and rumpus rooms. With four bedrooms, two spacious, light filled living areas, a delightful full-size main bathroom, walk-in pantry and much more, the Mantra certainly is a flexible home design. This is a charming home that will impress.



Mantra 29

4 | 2 | 2 | 2

POPULAR DESIGN OPTIONS

- Add a Double vanity and Large shower to Ensuite
- Add a Grand Outdoor Room
- Add a Garage extension

Talk to a New Home Advisor for available options.

Floorplan shown based on Aspire facade. *Subject to orientation and fall of land and developer and council guidelines.

Area	Squares	m²
House	22.69	210.82
Garage	4.13	38.35
Outdoor Room	1.32	12.27
Portico	0.52	4.84
Total Area	28.66	266.28
House Width	14.75m	House Length 20.03m
Min. Block Width	16m	Min. Block Depth 28m

Mantra 26

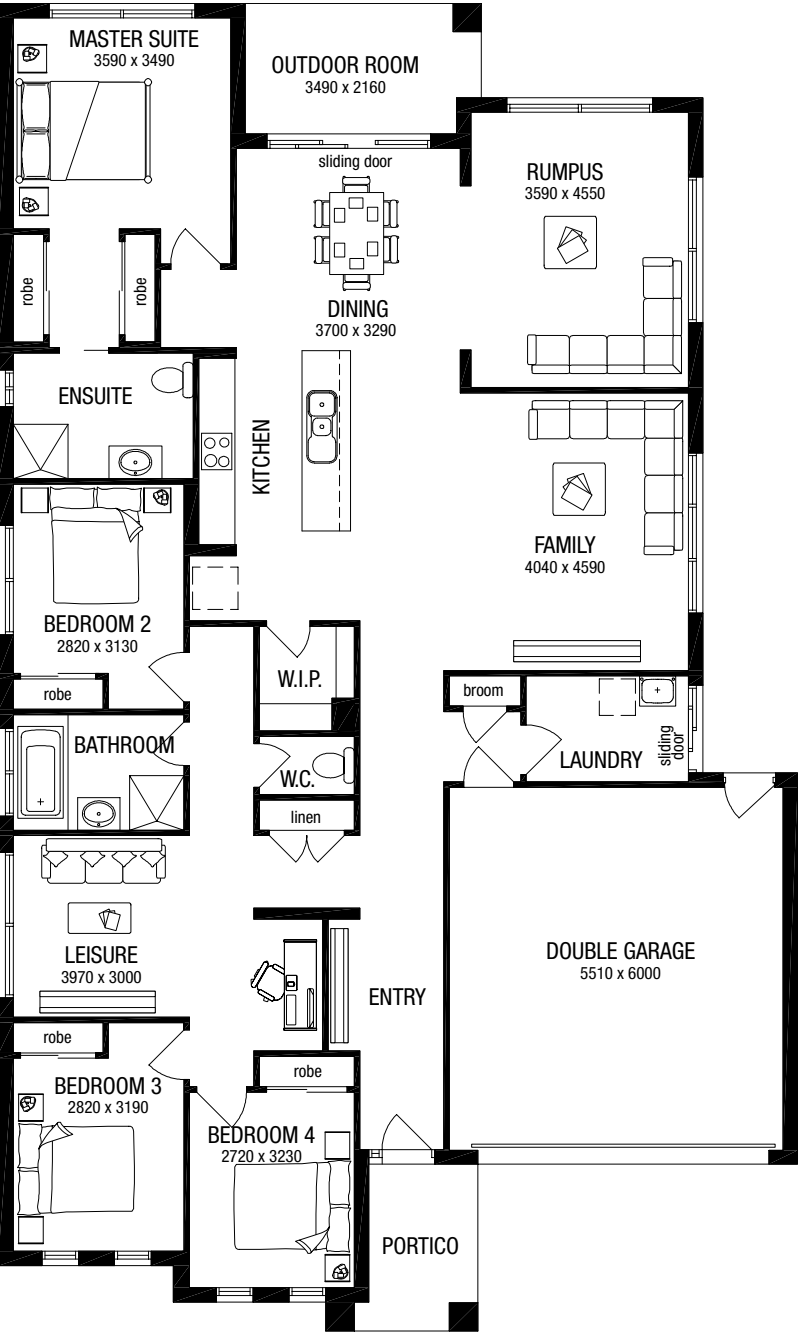
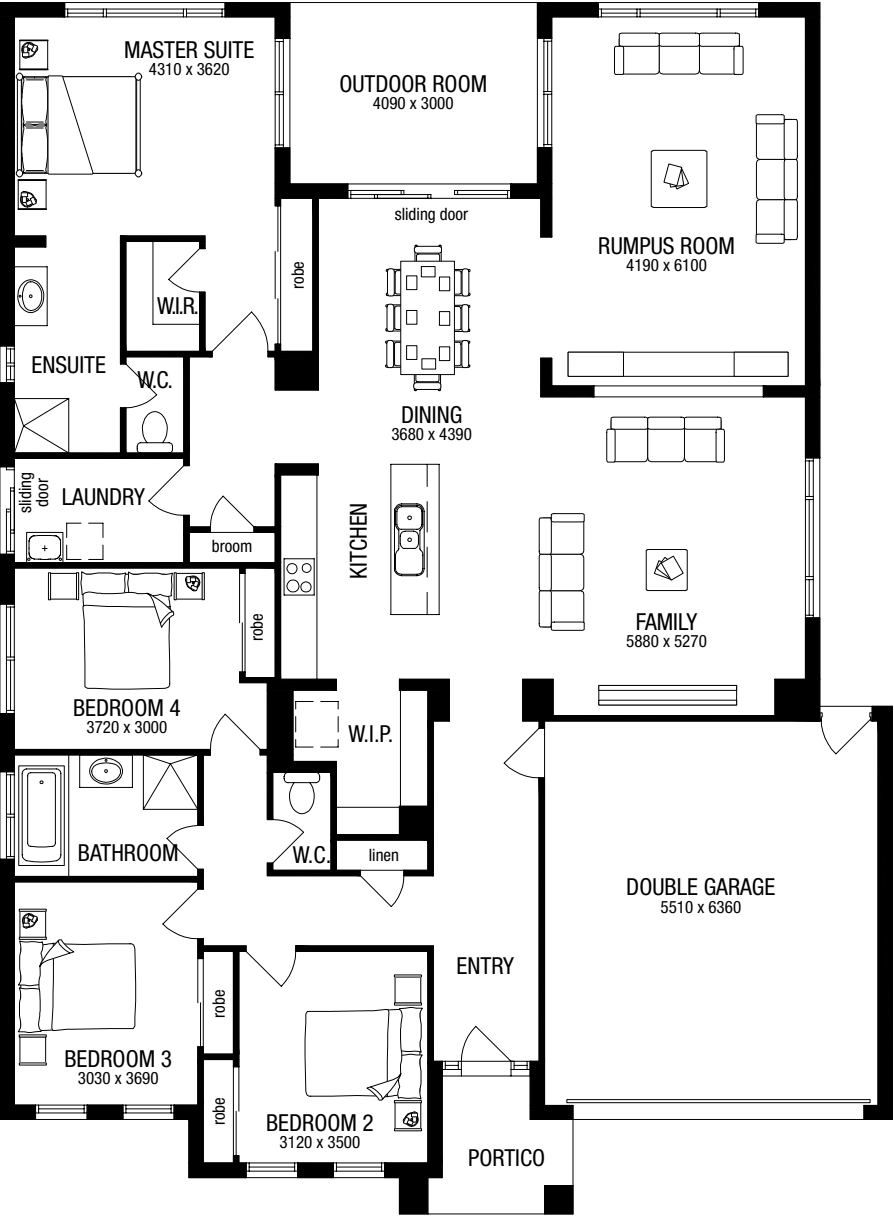
4 | 2 | 3 | 2

POPULAR DESIGN OPTIONS

- Outdoor room in place of Rumpus
- Add a Grand Outdoor Room
- Alternate Walk In Robes and Ensuite layout

Talk to a New Home Advisor for available options.

Area	Squares	m²
House	21.06	195.62
Garage	3.90	36.20
Outdoor Room	0.88	8.18
Portico	0.54	5.08
Total Area	26.38	245.08
House Width	13.19m	House Length 21.95m
Min. Block Width	15.24m	Min. Block Depth 30m



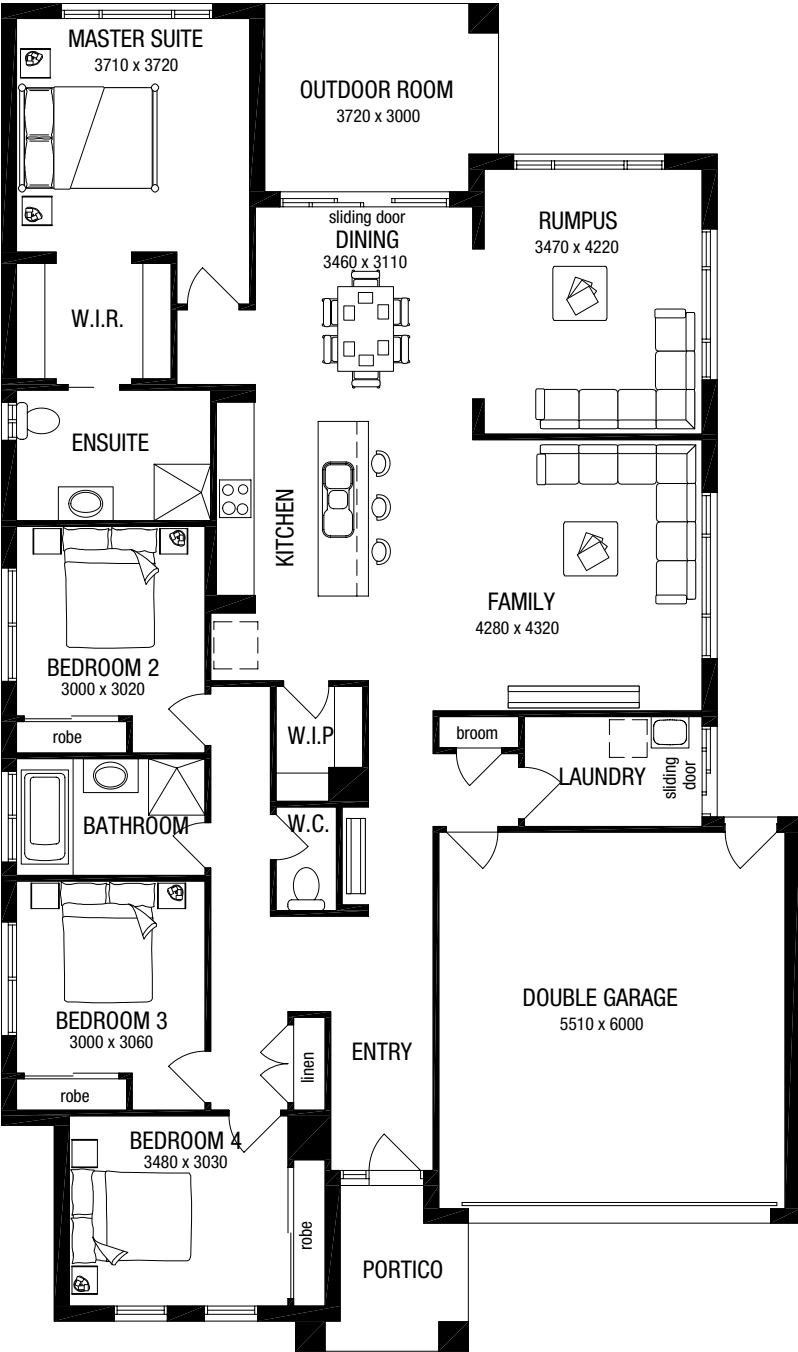
Mantra 25

4 | 2 | 2 | 2

POPULAR DESIGN OPTIONS
Talk to a New Home Advisor for available options.

Area		Squares	m²
House		19.33	179.55
Garage		3.91	36.28
Outdoor Room		1.17	10.88
Portico		0.55	5.07
Total Area		24.95	231.78
House Width	12.71m	House Length	21.47m
Min. Block Width	14m	Min. Block Depth	28m

Floorplans shown based on Aspire facade. *Subject to orientation and fall of land and developer and council guidelines.



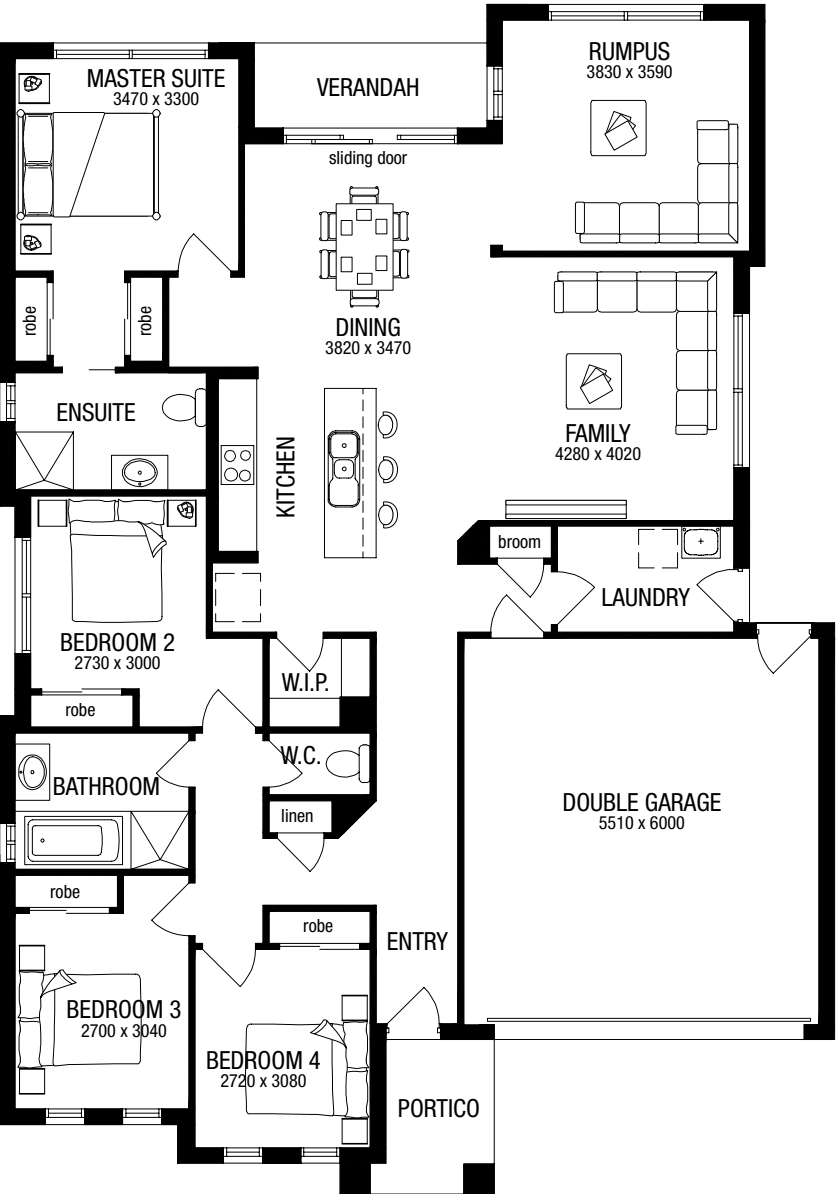
Mantra 22

4 | 2 | 2 | 2

- POPULAR DESIGN OPTIONS
- Create a Study in place of Bedroom 4
 - Master Suite and Dining extension with Grand Outdoor Room

Talk to a New Home Advisor for available options.

Area		Squares	m²
House		17.23	160.03
Garage		3.89	36.14
Verandah		0.51	4.77
Portico		0.47	4.37
Total Area		22.10	205.31
House Width	12.95m	House Length	18.47m
Min. Block Width	14m	Min. Block Depth	25m



Mantra facade styles

Façades shown are based on Mantra 29. Façade images pictured contain upgrade items above standard specification and will incur additional costs. These items include feature render and bricks, timber windows and garage doors, feature tiling, COLORBOND® roof, exterior lighting, brick infills above garage, front entry doors, decking and driveways.

For further details on facades please talk to a New Home Advisor.



Murchison

Murchison 15A

3 2 1 1

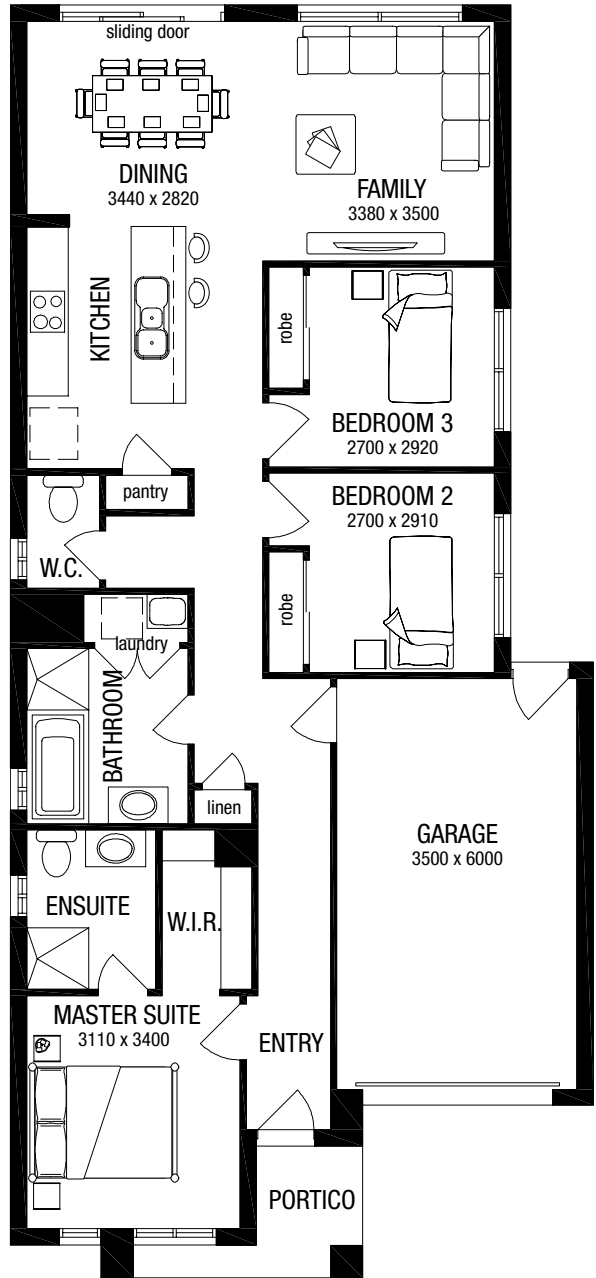
POPULAR DESIGN OPTIONS

- Add a 4th Bedroom
- Add an Outdoor Room
- Create a Double Garage

Talk to a New Home Advisor for available options.

Area	Squares	m²
House	11.81	109.74
Garage	2.54	23.59
Portico	0.44	4.07
Total Area	14.79	137.40
House Width	8.50m	House Length 18.59m
Min. Block Width	10m	Min. Block Depth 25m

Floorplan shown based on Traditional facade. *Subject to orientation and fall of land and developer and council guidelines.



Murchison 15B

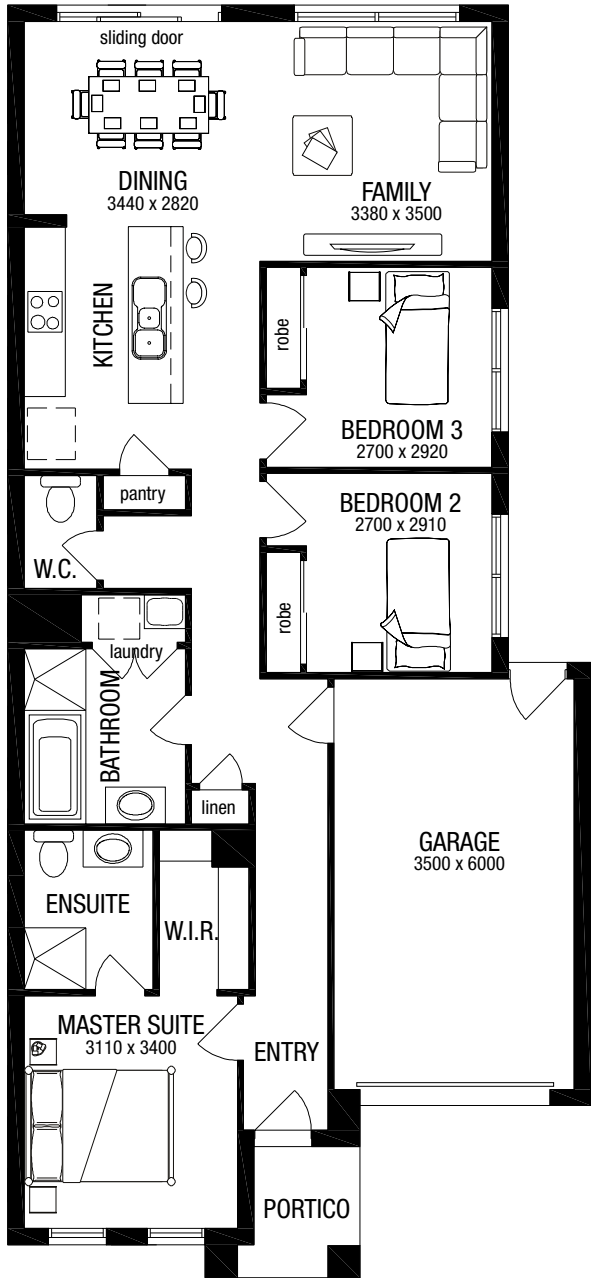
3 2 1 1

DESIGN OPTIONS

Talk to a New Home Advisor for available options.

Area	Squares	m²
House	11.81	109.74
Garage	2.54	23.59
Portico	0.36	3.32
Total Area	14.71	136.65
House Width	8.50m	House Length 18.59m
Min. Block Width	8.5m	Min. Block Depth 25m

Floorplan shown based on Aspire facade. *Subject to orientation and fall of land and developer and council guidelines.



Murchison facade styles

Façades shown are based on Murchison 15A. Façade images pictured contain upgrade items above standard specification and will incur additional costs. These items include feature render and bricks, timber windows and garage doors, feature tiling, COLORBOND® roof, exterior lighting, brick infills above garage, front entry doors, decking and driveways.

For further details on facades please talk to a New Home Advisor.



Patterson

Patterson 23

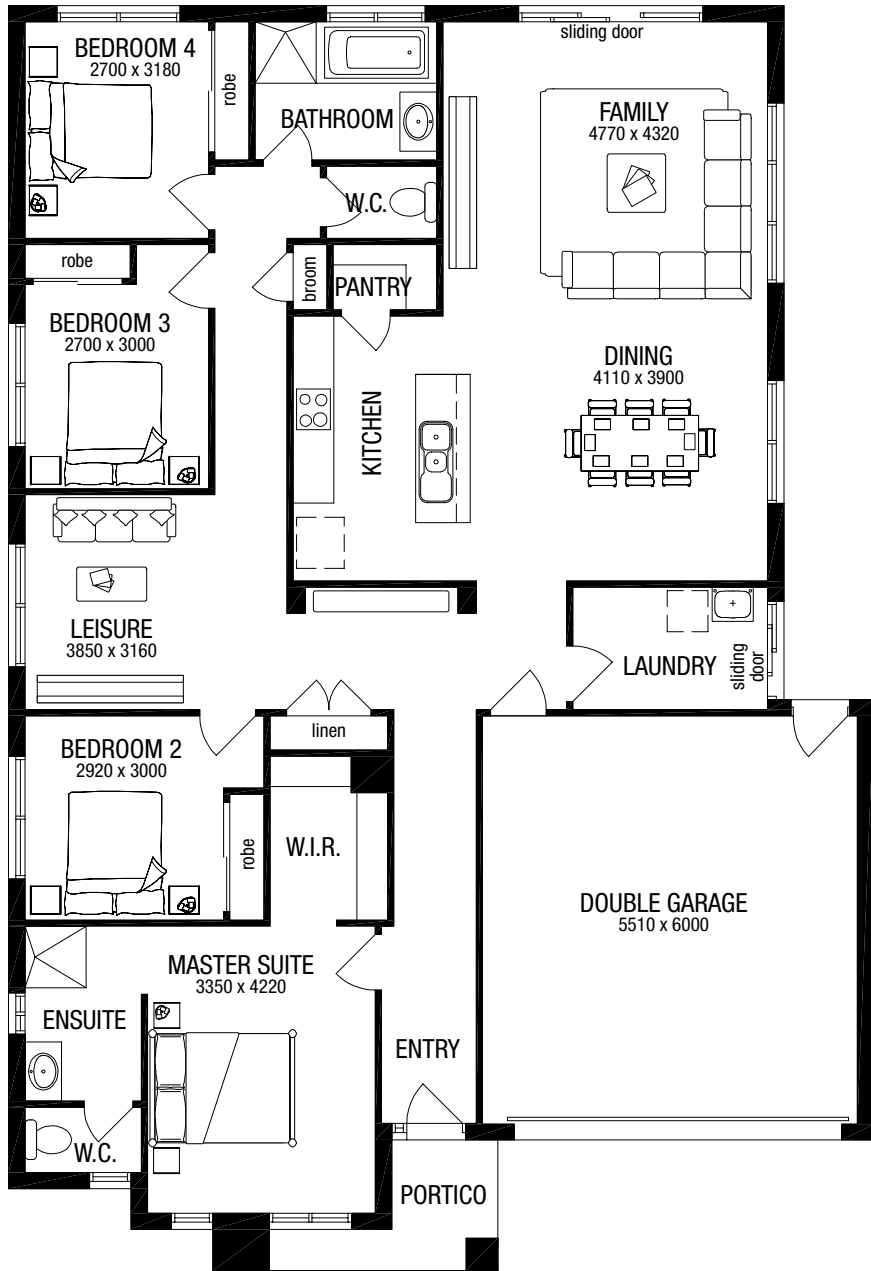
4 | 2 | 2 | 2

POPULAR DESIGN OPTIONS

- Reverse the front of the home
- Add an Outdoor Room
- Create a Walk In Linen

Talk to a New Home Advisor for available options.

Area		Squares	m²
House		18.15	168.62
Garage		3.89	36.14
Portico		0.49	4.57
Total Area		22.53	209.33
House Width	12.71m	House Length	18.59m
Min. Block Width	14m	Min. Block Depth	25m



Patterson facade styles

Façades shown are based on Patterson 25. Façade images pictured contain upgrade items above standard specification and will incur additional costs. These items include feature render and bricks, timber windows and garage doors, feature tiling, COLORBOND® roof, exterior lighting, brick infills above garage, front entry doors, decking and driveways.

For further details on facades please talk to a New Home Advisor.



Santorini

Stylish and sophisticated

Consistently one of our most popular designs, the Santorini is a fantastic step up in life. This is stylish family living at its best. Light filled spacious open plan dining and family areas designed to seamlessly integrate indoor-outdoor living. With a centrally located designer kitchen, featuring a large walk-in pantry, this home is a proven award winner.



Santorini 33

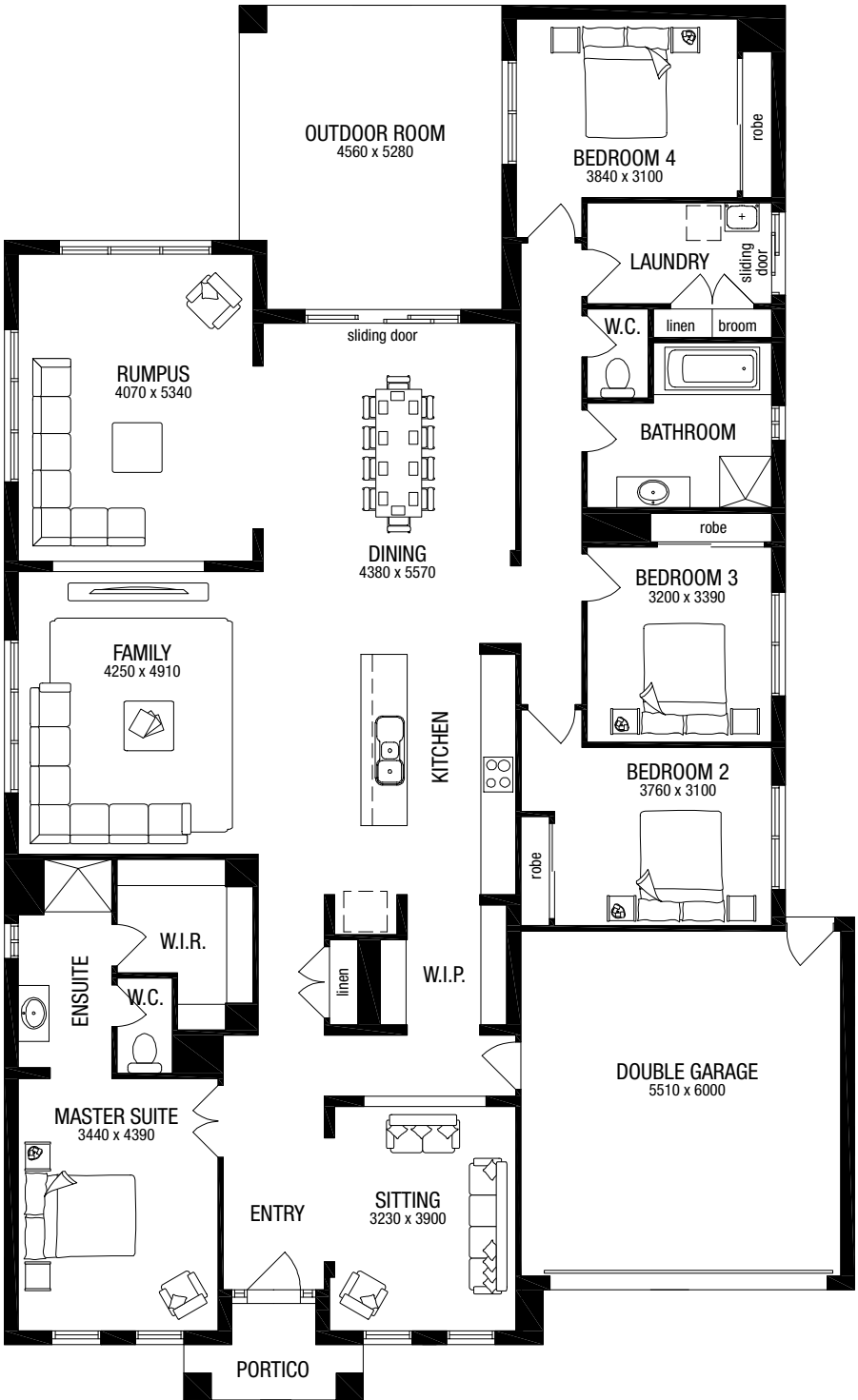
4 | 2 | 3 | 2

POPULAR DESIGN OPTIONS

- Swap Rumpus and Outdoor Room position
 - Create a Grand Outdoor Room
 - Create a 5th Bedroom in place of Sitting
- Talk to a New Home Advisor for available options.

Area	Squares	m²
House	26.00	241.54
Garage	3.91	36.36
Outdoor Room	2.53	23.51
Portico	0.44	4.09
Total Area	32.88	305.50
House Width	14.75m	House Length 24.23m
Min. Block Width	16m*	Min. Block Depth 32m*

Floorplan shown based on Aspire facade. *Subject to orientation and fall of land and developer and council guidelines.



Santorini 32

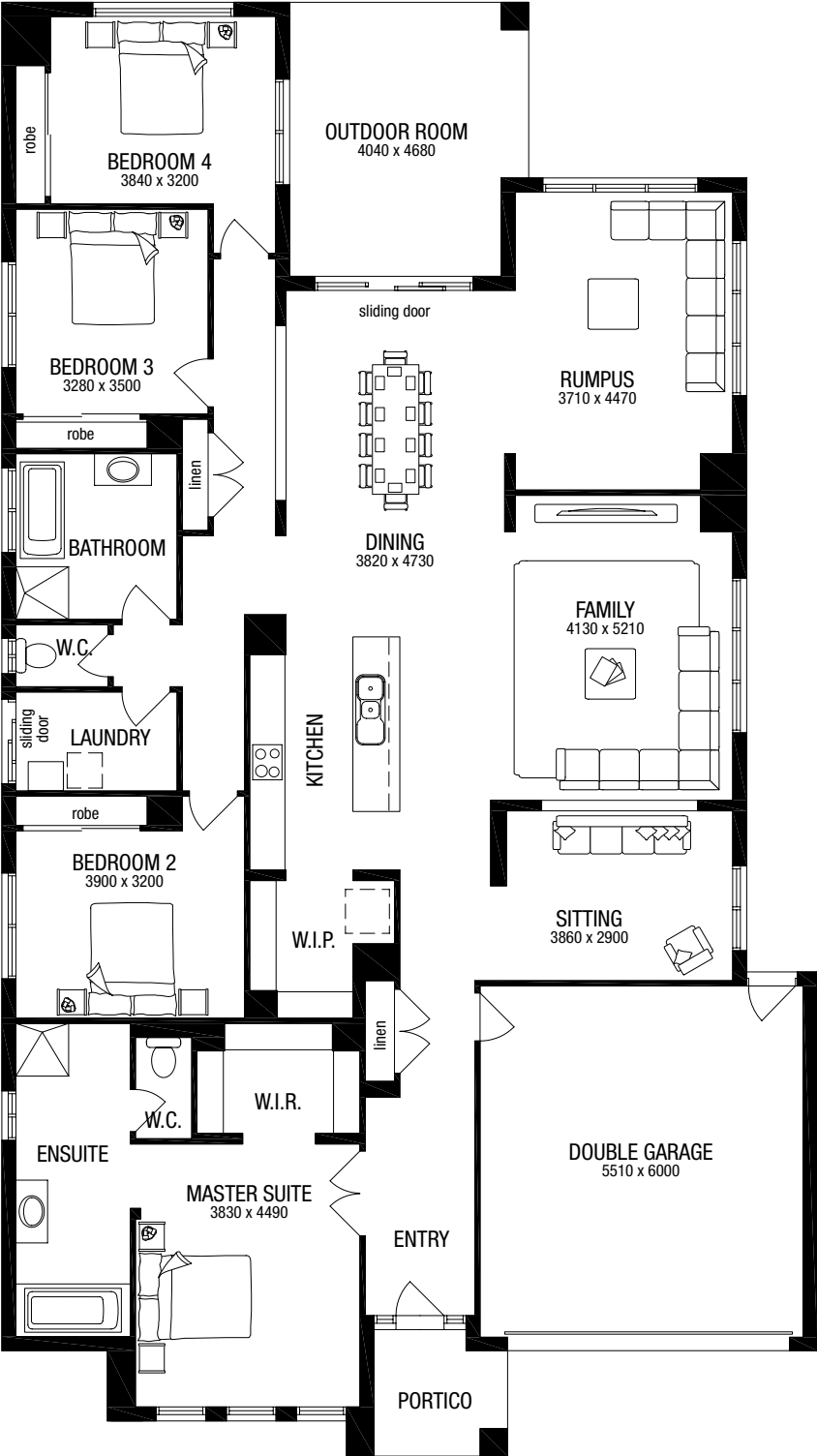
4 | 2 | 3 | 2

DESIGN OPTIONS

Talk to a New Home Advisor for available options.

Area	Squares	m²
House	25.80	239.71
Garage	3.90	36.23
Outdoor Room	1.97	18.30
Portico	0.53	4.95
Total Area	32.21	299.19
House Width	13.91m	House Length 24.83m
Min. Block Width	15.24m*	Min. Block Depth 32m*

Floorplan shown based on Aspire facade. *Subject to orientation and fall of land and developer and council guidelines.



Santorini 31

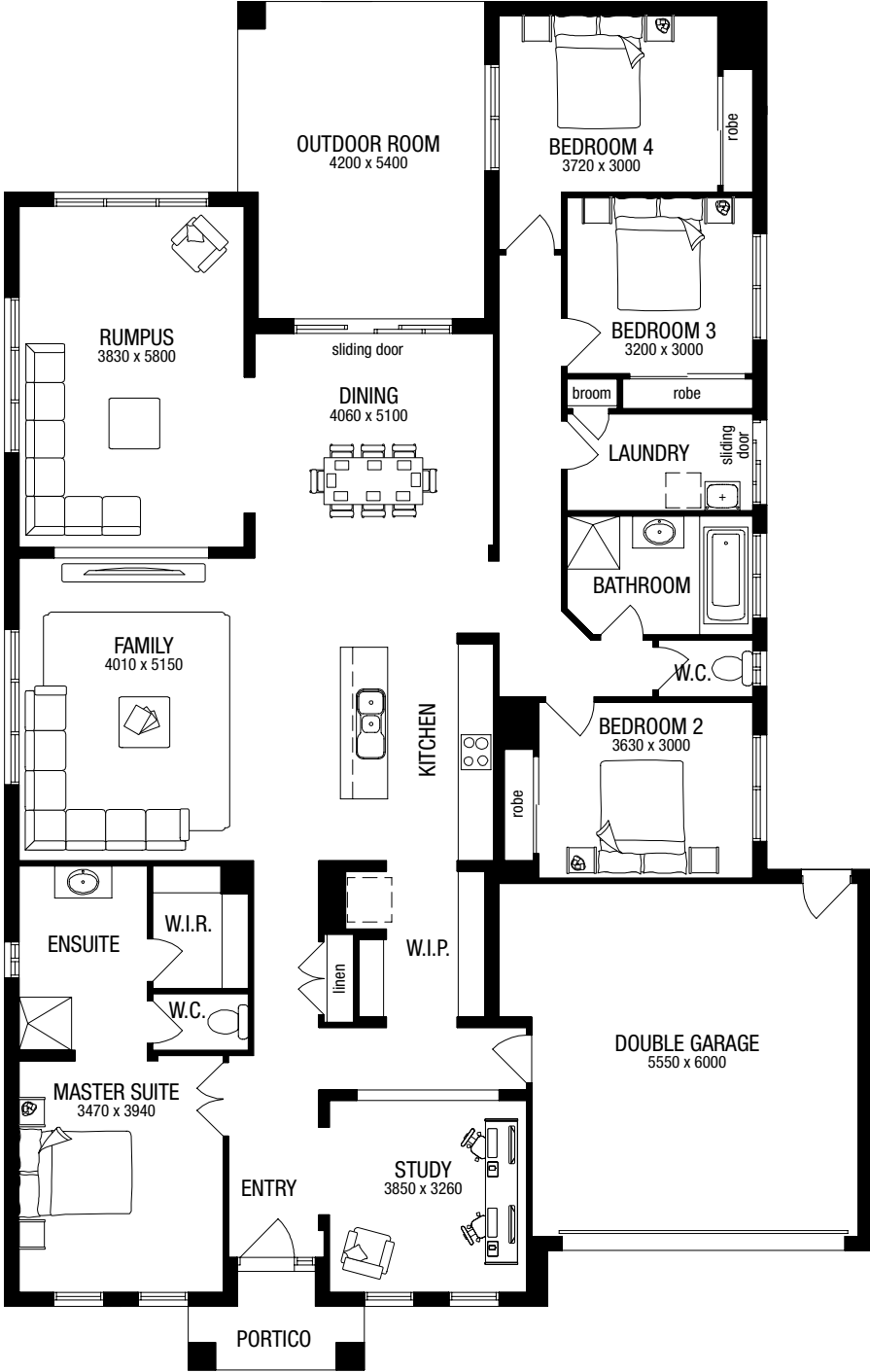
4 | 2 | 2 | 2

POPULAR DESIGN OPTIONS

- Swap Rumpus and Outdoor Room position
 - Add a Double vanity to Ensuite
 - Increase the size of shower to Ensuite
- Talk to a New Home Advisor for available options.

Area		Squares	m²
House		23.91	222.11
Garage		2.46	37.77
Outdoor Room		2.36	21.92
Portico		0.46	4.29
Total Area		30.80	286.09
House Width	14.75m	House Length	23.27m
Min. Block Width	16m*	Min. Block Depth	32m*

Floorplan shown based on Aspire facade. *Subject to orientation and fall of land and developer and council guidelines.



Santorini 29

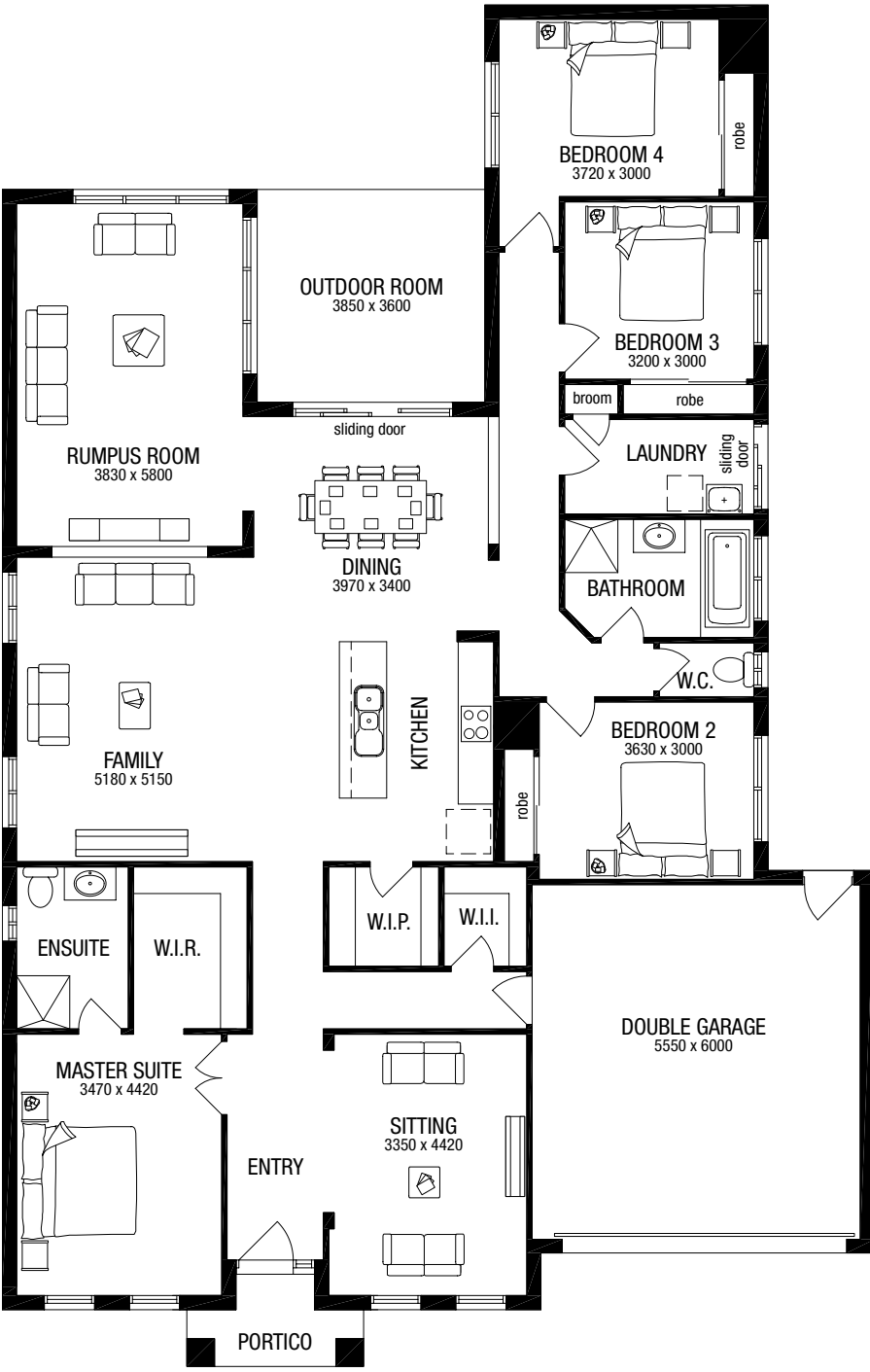
4 | 2 | 3 | 2

POPULAR DESIGN OPTIONS

- Create a Guest Bedroom in place of Bedroom 2
 - Add a Grand Outdoor Room
 - Create Study in place of Sitting
- Talk to a New Home Advisor for available options.

Area		Squares	m²
House		23.38	217.17
Garage		3.93	36.47
Outdoor Room		1.49	13.86
Portico		0.43	4.03
Total Area		29.23	271.53
House Width	14.75m	House Length	23.15m
Min. Block Width	16m*	Min. Block Depth	32m*

Floorplan shown based on Aspire facade. *Subject to orientation and fall of land and developer and council guidelines.



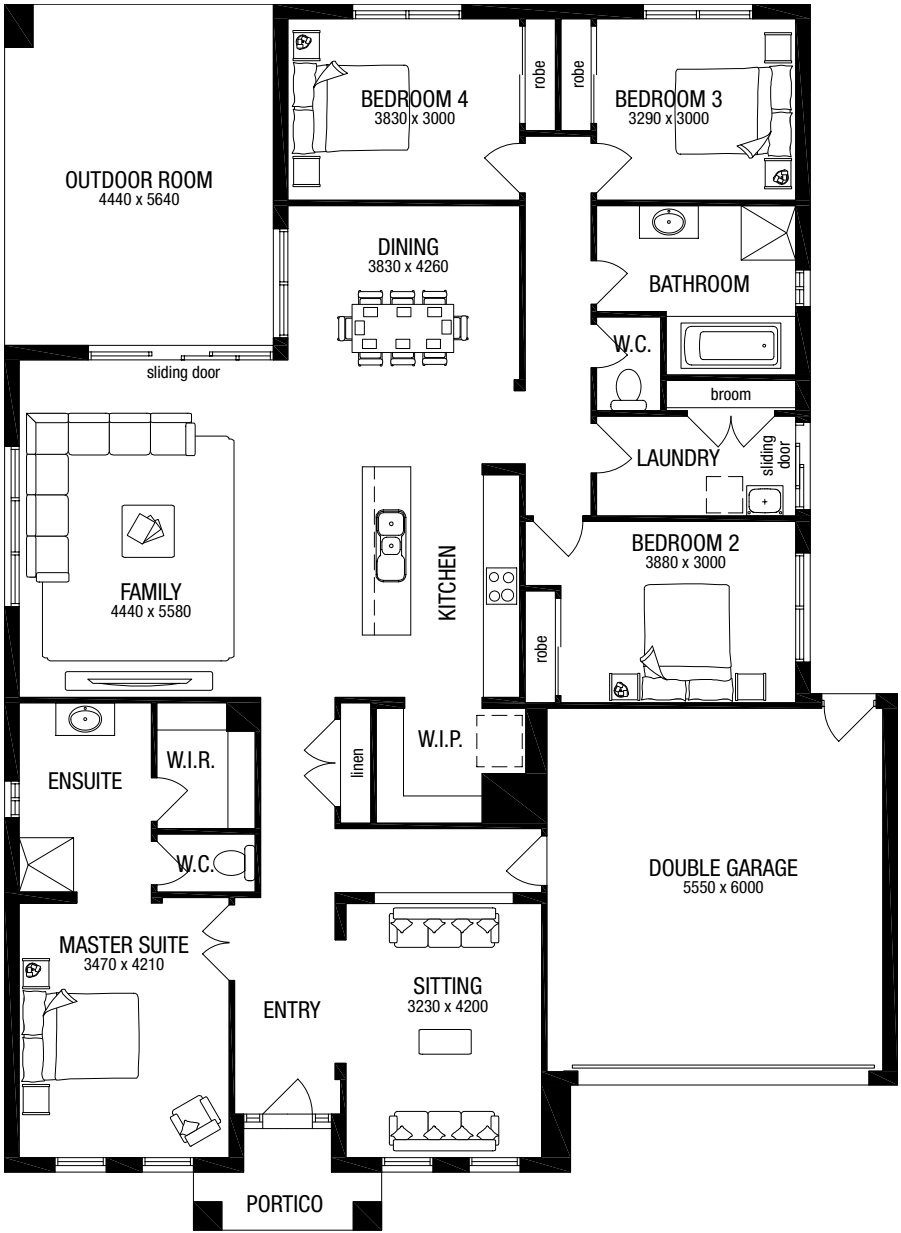
Santorini 28MK2

4 | 2 | 2 | 2

- POPULAR DESIGN OPTIONS
- Create a Guest Bedroom in place of Bedroom 2
 - Create larger Pantry with Garage access
 - Extend the Master Suite, Ensuite and Family
- Talk to a New Home Advisor for available options.

Area	Squares	m²
House	21.34	198.22
Garage	3.92	36.33
Outdoor Room	2.69	25.04
Portico	0.43	4.03
Total Area	28.38	263.62
House Width	14.75m	House Length 20.27m
Min. Block Width	16m	Min. Block Depth 28m

Floorplan shown based on Aspire facade. *Subject to orientation and fall of land and developer and council guidelines.



Santorini 25

4 | 2 | 2 | 2

- POPULAR DESIGN OPTIONS
- Add a Rumpus
 - Add an Outdoor Room
 - Add a Rumpus and an Outdoor Room
- Talk to a New Home Advisor for available options.

Area	Squares	m²
House	20.55	190.94
Garage	3.91	36.33
Portico	0.51	4.71
Total Area	24.97	231.98
House Width	14.75m	House Length 19.79m
Min. Block Width	16m	Min. Block Depth 28m

Floorplans shown based on Aspire facade. *Subject to orientation and fall of land and developer and council guidelines.



Santorini 21

3 | 2 | 2 | 2

- POPULAR DESIGN OPTIONS
- Add a Rumpus and an Outdoor Room
 - Add an Outdoor Room
 - Ensure layout with enclosed W.C.
- Talk to a New Home Advisor for available options.

Area	Squares	m²
House	16.73	155.42
Garage	3.93	36.47
Portico	0.45	4.17
Total Area	21.10	196.06
House Width	14.39m	House Length 15.83m
Min. Block Width	16m	Min. Block Depth 25m



Santorini facade styles

Façades shown are based on Santorini 28MK2, 29 and 31. Façade images pictured contain upgrade items above standard specification and will incur additional costs. These items include feature render and bricks, timber windows and garage doors, feature tiling, COLORBOND® roof, exterior lighting, brick infills above garage, front entry doors, decking and driveways.

For further details on facades please talk to a New Home Advisor.



Santorini 32 Summit



Santorini 31 Yale



Santorini 29 Maine



Santorini 29 Peak



Santorini 29 Vogue



Santorini 29 Aspire



Santorini 21 Escape



Santorini 29 Domain

Santorini facade styles

Façades shown are based on Santorini 29. Façade images pictured contain upgrade items above standard specification and will incur additional costs. These items include feature render and bricks, timber windows and garage doors, feature tiling, COLORBOND® roof, exterior lighting, brick infills above garage, front entry doors, decking and driveways.

For further details on facades please talk to a New Home Advisor.



Santorini 29 Kingston



Santorini 29 Luxe



Santorini 29 Harcrest



Santorini 29 Neo



Santorini 29 Aspen



Santorini 29 Mirage



Sentinel

Sentinel 29

🏠 4 | 🚿 2 | 🚿 2 | 🚿 2

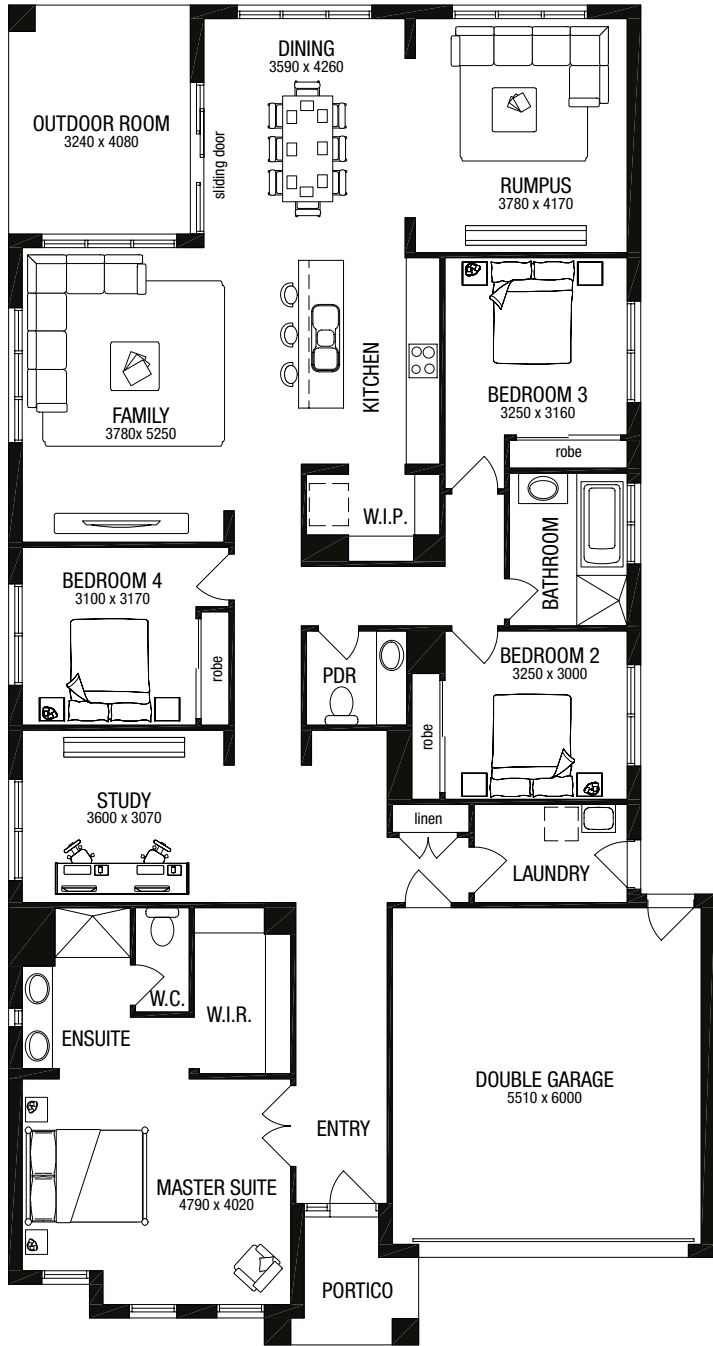
POPULAR DESIGN OPTIONS

- Reverse the front of the home
- Create Bedroom 5 in place of Study
- Add a shower to powder room

Talk to a New Home Advisor for available options.

Area	Squares	m²
House	23.07	214.31
Garage	3.91	36.31
Outdoor Room	1.42	13.22
Portico	0.48	4.48
Total Area	28.88	268.32
House Width	12.59m	House Length 23.87m
Min. Block Width	14m*	Min. Block Depth 32m*

Floorplan shown based on Aspire facade. *Subject to orientation and fall of land and developer and council guidelines.



Sentinel 25

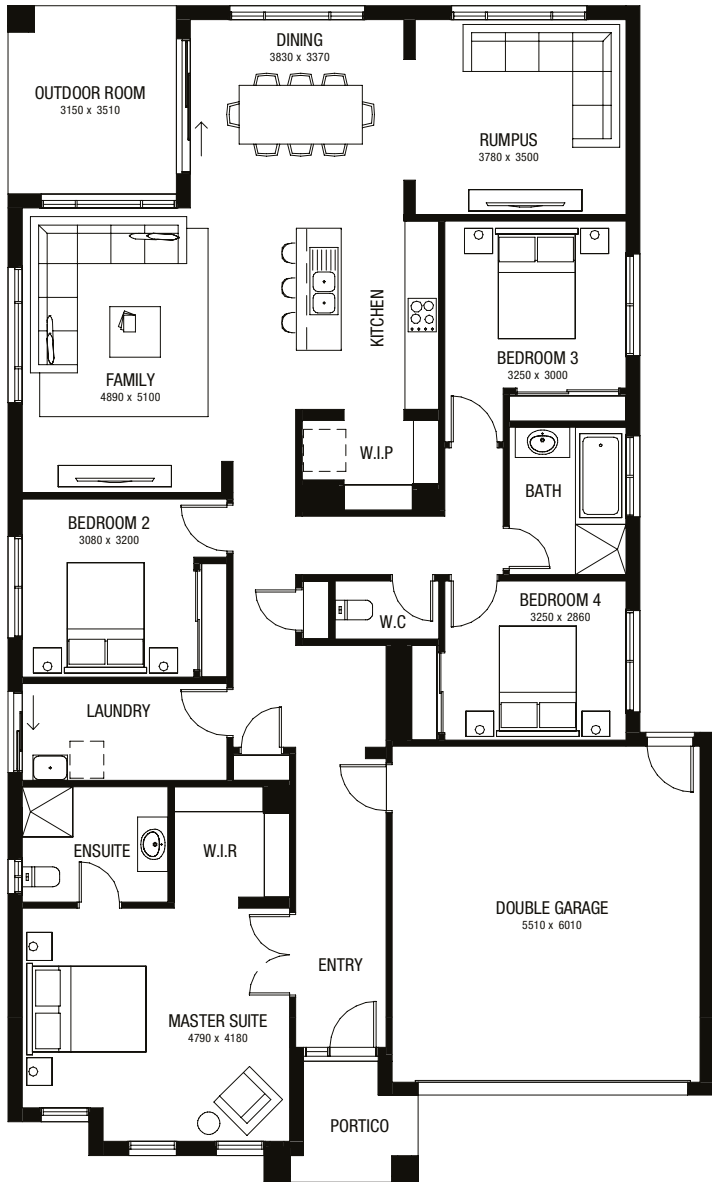
🏠 4 | 🚿 2 | 🚿 2 | 🚿 2

POPULAR DESIGN OPTIONS

Talk to a New Home Advisor for available options.

Area	Squares	m²
House	19.93	185.18
Garage	3.91	36.28
Outdoor Room	1.09	10.08
Portico	0.47	4.32
Total Area	25.39	235.87
House Width	12.59m	House Length 20.99m
Min. Block Width	14m*	Min. Block Depth 28m*

Floorplan shown based on Aspire facade. *Subject to orientation and fall of land and developer and council guidelines.



Sentinel facade styles

Façades shown are based on Sentinel 29. Façade images pictured contain upgrade items above standard specification and will incur additional costs. These items include feature render and bricks, timber windows and garage doors, feature tiling, COLORBOND® roof, exterior lighting, brick infills above garage, front entry doors, decking and driveways.

For further details on facades please talk to a New Home Advisor.



Sentinel facade styles

Façades shown are based on Sentinel 29. Façade images pictured contain upgrade items above standard specification and will incur additional costs. These items include feature render and bricks, timber windows and garage doors, feature tiling, COLORBOND® roof, exterior lighting, brick infills above garage, front entry doors, decking and driveways.

For further details on facades please talk to a New Home Advisor.



Sullivan 17A

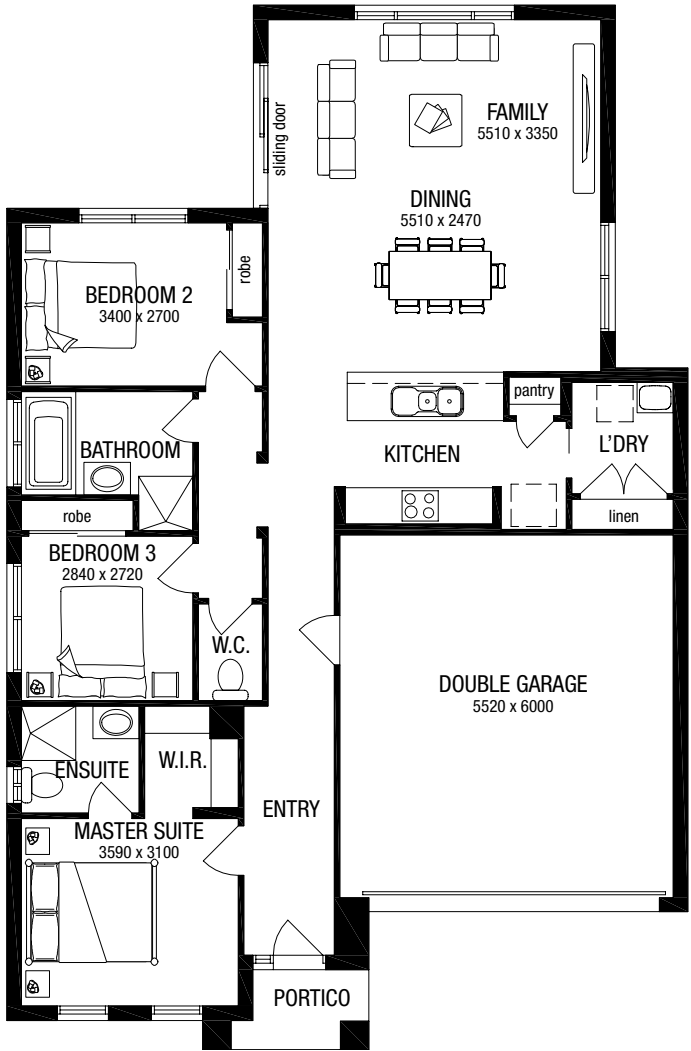
3 2 1 2

DESIGN OPTIONS

Talk to a New Home Advisor for available options.

Area	Squares	m²
House	13.06	121.31
Garage	3.86	35.88
Portico	0.31	2.93
Total Area	17.24	160.12
House Width	11.27m	House Length 17.27m
Min. Block Width	12.5m*	Min. Block Depth 21m*

Floorplans shown based on Aspire facade. *Subject to orientation and fall of land and developer and council guidelines.



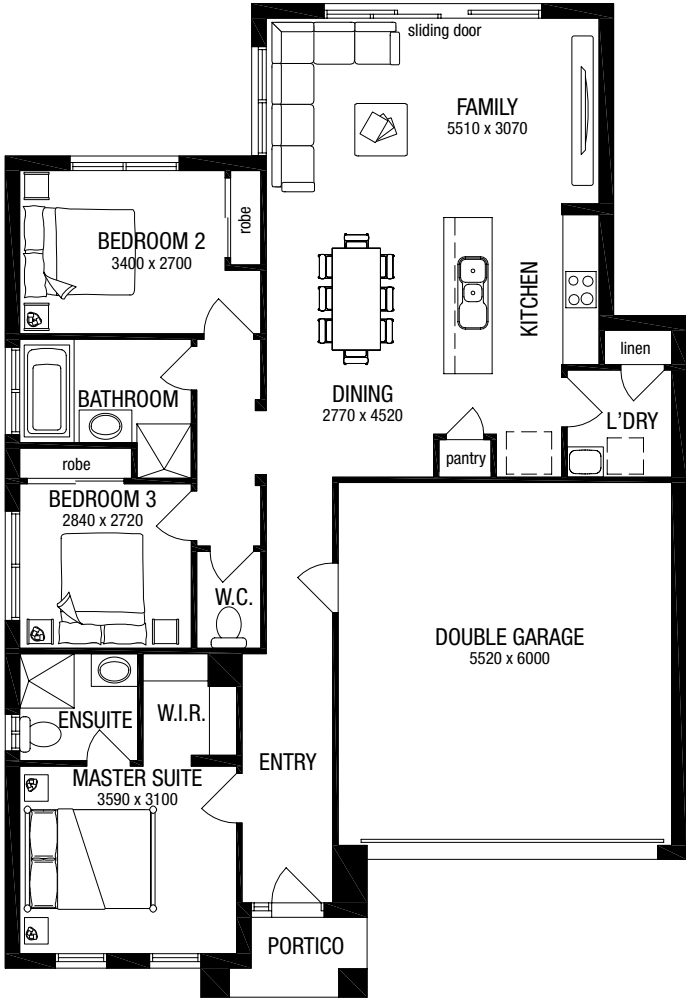
Sullivan 17

3 2 1 2

DESIGN OPTIONS

Talk to a New Home Advisor for available options.

Area	Squares	m²
House	12.52	116.28
Garage	3.86	35.88
Portico	0.31	2.93
Total Area	16.69	155.09
House Width	11.27m	House Length 16.43m
Min. Block Width	12.5m*	Min. Block Depth 21m*



Sullivan facade styles

Façades shown are based on Sullivan 17. Façade images pictured contain upgrade items above standard specification and will incur additional costs. These items include feature render and bricks, timber windows and garage doors, feature tiling, COLORBOND® roof, exterior lighting, brick infills above garage, front entry doors, decking and driveways.

For further details on facades please talk to a New Home Advisor.



Sullivan facade styles

Façades shown are based on Sullivan 17. Façade images pictured contain upgrade items above standard specification and will incur additional costs. These items include feature render and bricks, timber windows and garage doors, feature tiling, COLORBOND® roof, exterior lighting, brick infills above garage, front entry doors, decking and driveways.

For further details on facades please talk to a New Home Advisor.



Tulloch

Tulloch 22

4 2 2 2

POPULAR DESIGN OPTIONS

- Swap the position of the Master Suite and Living
- Add an Outdoor Room
- Add a Double vanity to Ensuite

Talk to a New Home Advisor for available options.

Area	Squares	m²
House	18.09	168.05
Garage	3.89	36.11
Portico	0.48	4.50
Total Area	22.46	208.66
House Width	12.59m	House Length 18.47m
Min. Block Width	14m*	Min. Block Depth 25m*

Floorplan shown based on Traditional facade. *Subject to orientation and fall of land and developer and council guidelines.



Tulloch 20

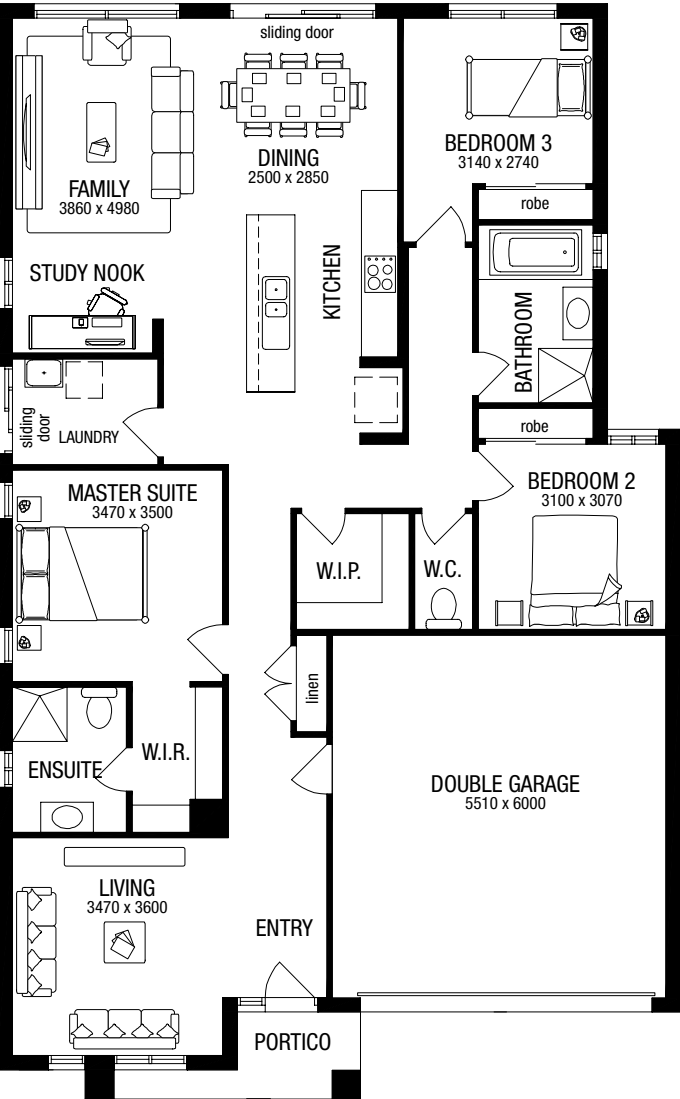
3 2 2 2

POPULAR DESIGN OPTIONS

- Add an Outdoor Room
- Add a Double vanity to Ensuite
- Extend the Master Suite and Ensuite

Talk to a New Home Advisor for available options.

Area	Squares	m²
House	15.87	147.39
Garage	3.85	35.82
Portico	0.45	4.14
Total Area	20.17	187.35
House Width	11.27m	House Length 18.11m
Min. Block Width	12.5m*	Min. Block Depth 25m*



Tulloch facade styles

Façades shown are based on Tulloch 22. Façade images pictured contain upgrade items above standard specification and will incur additional costs. These items include feature render and bricks, timber windows and garage doors, feature tiling, COLORBOND® roof, exterior lighting, brick infills above garage, front entry doors, decking and driveways.

For further details on facades please talk to a New Home Advisor.



Whiteley

Thoughtful family living

This fantastic family home is packed with thoughtful spaces for everyone to relax, entertain and enjoy, from a kids retreat to a home theatre room. Four substantial bedrooms and ample entertaining areas are complemented by the luxury of a designer kitchen with integrated butler’s pantry offering endless preparation and storage. Family living at its best.



Whiteley 25MK2

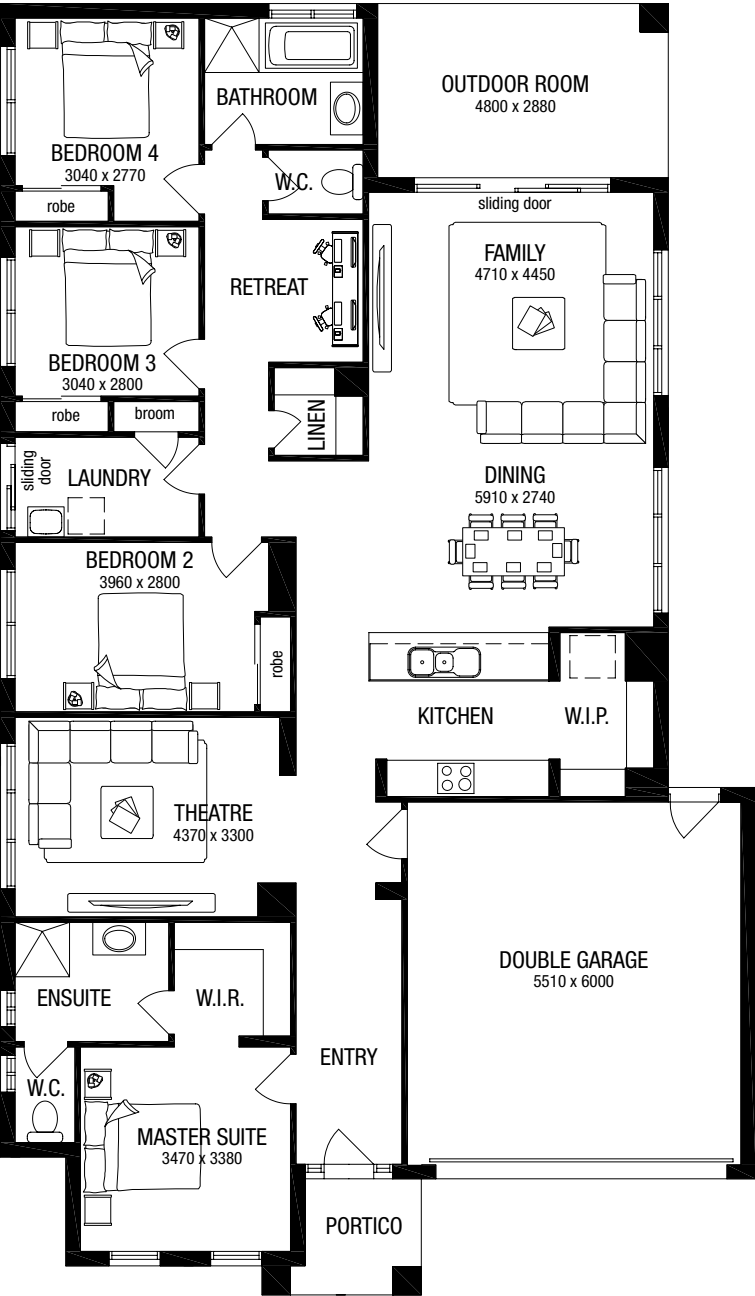
4 | 2 | 2 | 2

POPULAR DESIGN OPTIONS

- Swap the position of the Master Suite and Theatre
 - Add a Rumpus in place of Outdoor Room
 - Extend the Master Suite and Ensuite
- Talk to a New Home Advisor for available options.

Area	Squares	m²
House	19.25	178.81
Garage	3.89	36.17
Outdoor Room	1.49	13.82
Portico	0.43	4.03
Total Area	25.06	232.83
House Width	12.47m	House Length 21.35m
Min. Block Width	14m*	Min. Block Depth 28m*

Floorplan shown based on Aspire facade. *Subject to orientation and fall of land and developer and council guidelines.



Whiteley facade styles

Façades shown are based on Whiteley 28MK2. Façade images pictured contain upgrade items above standard specification and will incur additional costs. These items include feature render and bricks, timber windows and garage doors, feature tiling, COLORBOND® roof, exterior lighting, brick infills above garage, front entry doors, decking and driveways.

For further details on facades please talk to a New Home Advisor.



Whittlesea

Modern family living

When you step inside this fantastic home you will appreciate the amazing space and light that can be found throughout. Towards the back of the home you will find a large open plan living area that features a contemporary kitchen with walk-in pantry as well as plenty of room for entertaining all year round in the outdoor room. This design is set to impress.



Whittlesea 29MK2

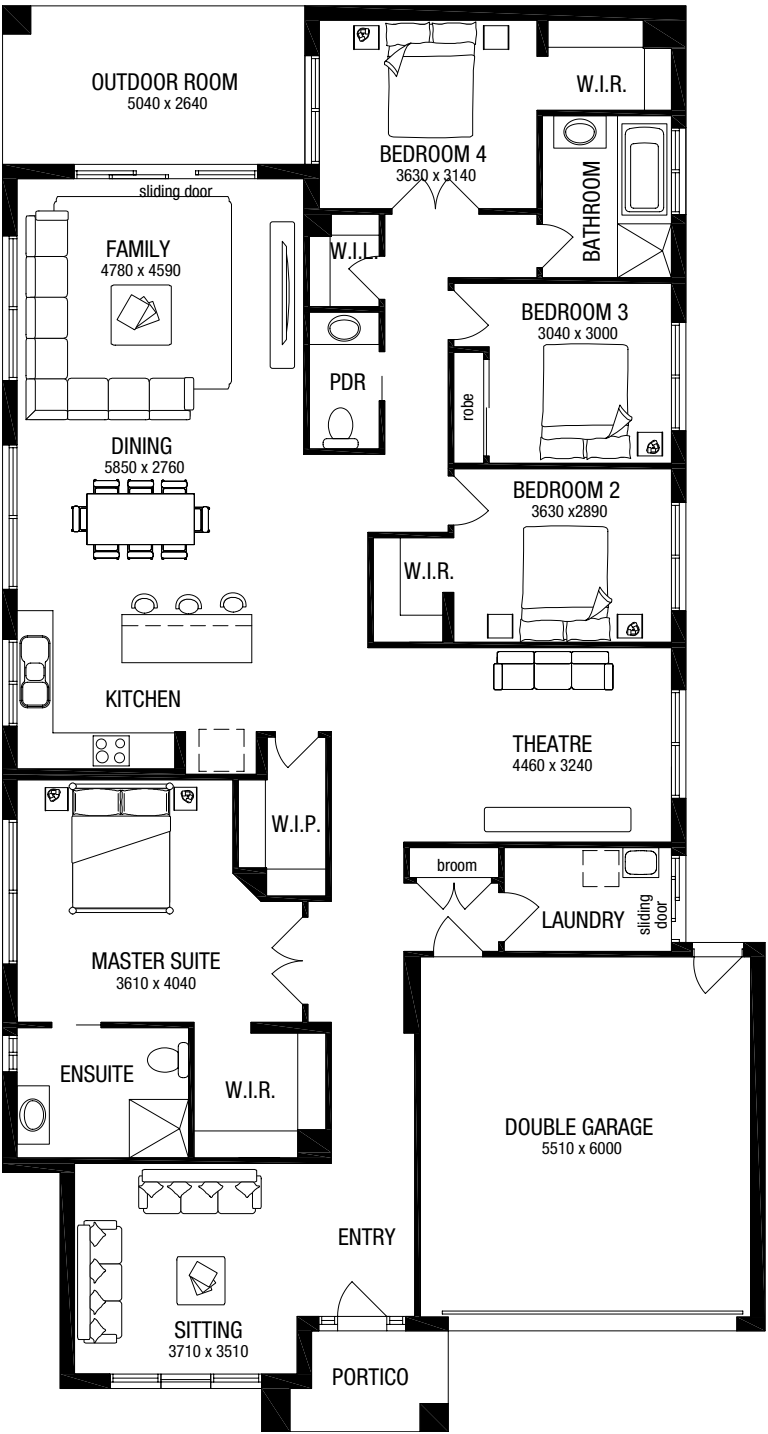
4 | 2 | 3 | 2

POPULAR DESIGN OPTIONS

- Reverse the rear of the home with extension
 - Add a Grand Outdoor Room
 - Add a Double vanity to Ensuite
- Talk to a New Home Advisor for available options.

Area		Squares	m²
House		22.82	211.96
Garage		3.89	36.14
Outdoor Room		1.43	13.31
Portico		0.48	4.43
Total Area		28.62	265.84
House Width	12.71m	House Length	23.75m
Min. Block Width	14m	Min. Block Depth	32m

Floorplans shown based on Aspire facade. *Subject to orientation and fall of land and developer and council guidelines.



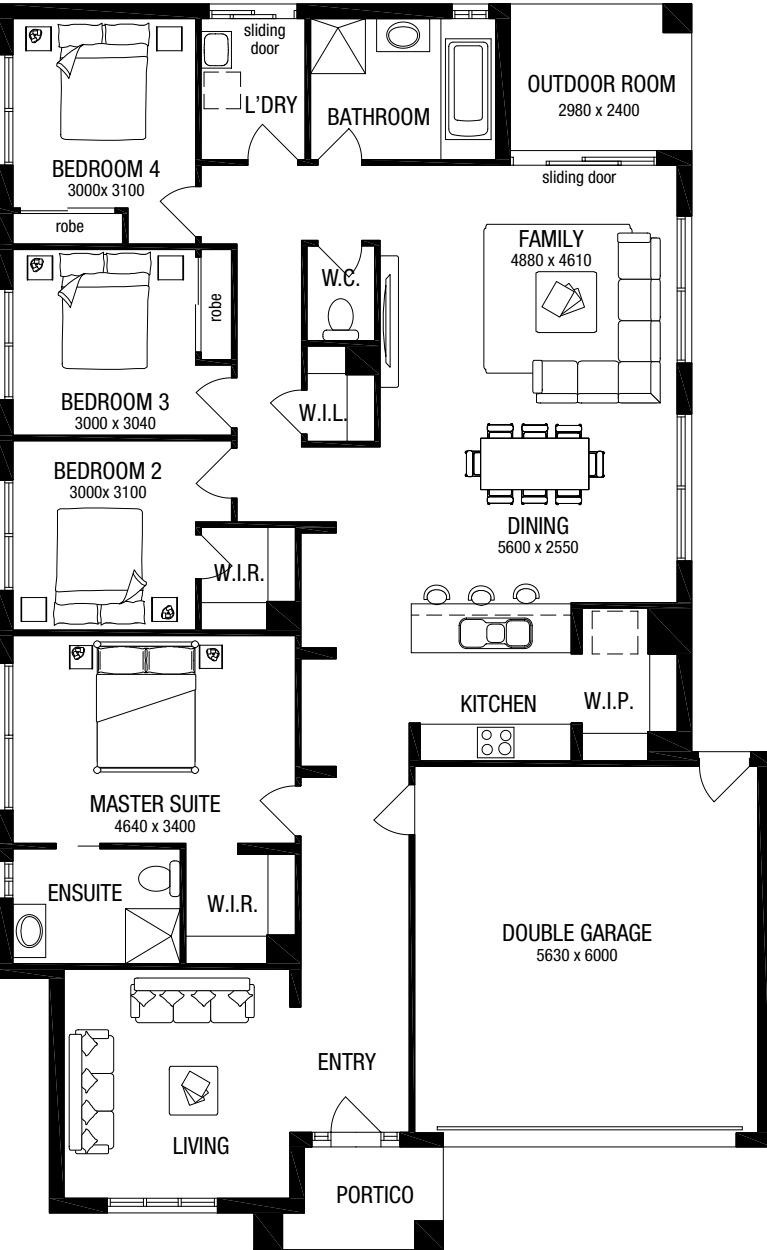
Whittlesea 25

4 | 2 | 2 | 2

POPULAR DESIGN OPTIONS

- Extend Bedroom 4, Laundry and Bathroom
- Talk to a New Home Advisor for available options.

Area		Squares	m²
House		19.36	179.82
Garage		3.97	36.89
Outdoor Room		0.77	7.15
Portico		0.46	4.33
Total Area		24.56	228.19
House Width	12.71m	House Length	20.39m
Min. Block Width	14m	Min. Block Depth	28m



Whittlesea facade styles

Façades shown are based on Whittlesea 29. Façade images pictured contain upgrade items above standard specification and will incur additional costs. These items include feature render and bricks, timber windows and garage doors, feature tiling, COLORBOND® roof, exterior lighting, brick infills above garage, front entry doors, decking and driveways.

For further details on facades please talk to a New Home Advisor.



Whittlesea 29MK2 Domain



Whittlesea 29MK2 Harcrest



Whittlesea 29MK2 Maine



Whittlesea 29MK2 Peak



Whittlesea 29MK2 Aspire



Whittlesea 29MK2 Aspen



Whittlesea 29MK2 Vogue



Whittlesea 29MK2 Mirage

Country Living Collection

Modern country living

Country Living by Metricon is an amazing series of customisable designs. We've created this selection specifically for people living on large properties. These spacious, light-filled designs allow you to take full advantage of your land...and create a stunning home that blends beautifully into its surroundings.



Denver

Grand country living at its finest

The Denver was created for modern country living to suit a corner or acreage allotment. This home boasts an impressive entry and an open plan living area with a centrally located kitchen, dining and family room, perfect for entertaining. Its flexible footprint will suit families that want to live together. Space, the final frontier. Let the Denver take you there.



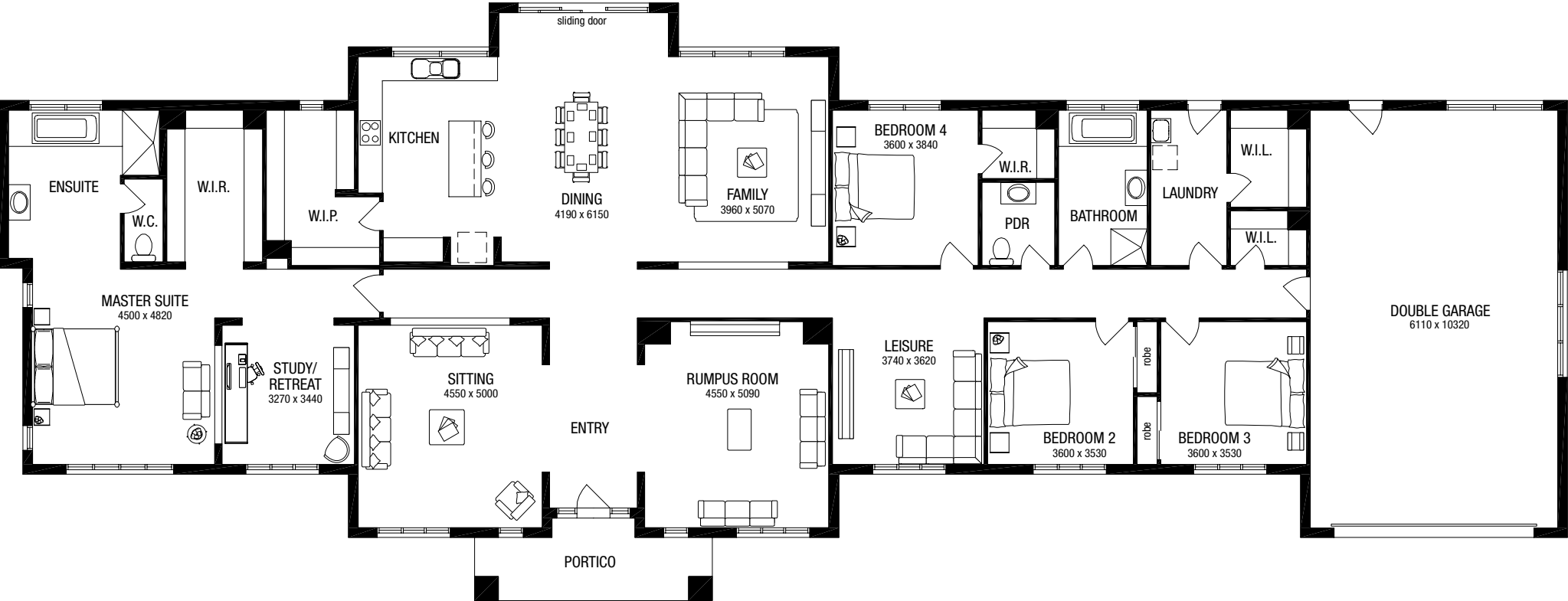
Denver 45MK2

4 | 2 | 4 | 2

- POPULAR DESIGN OPTIONS
- Add a Grand Outdoor Room
 - Add a Fireplace to Sitting/Study adjoining wall
 - Create a Mud Room in place of Linen
- Talk to a New Home Advisor for available options.

Area	Squares		m²
House	36.05		334.93
Garage	7.42		68.89
Portico	1.09		10.14
Total Area	44.56		413.96
House Width	38.75m	House Length	14.75m
Min. Block Width	+16m*	Min. Block Depth	+25m*

Floorplan shown based on Aspire facade. *Subject to orientation and fall of land and developer and council guidelines.



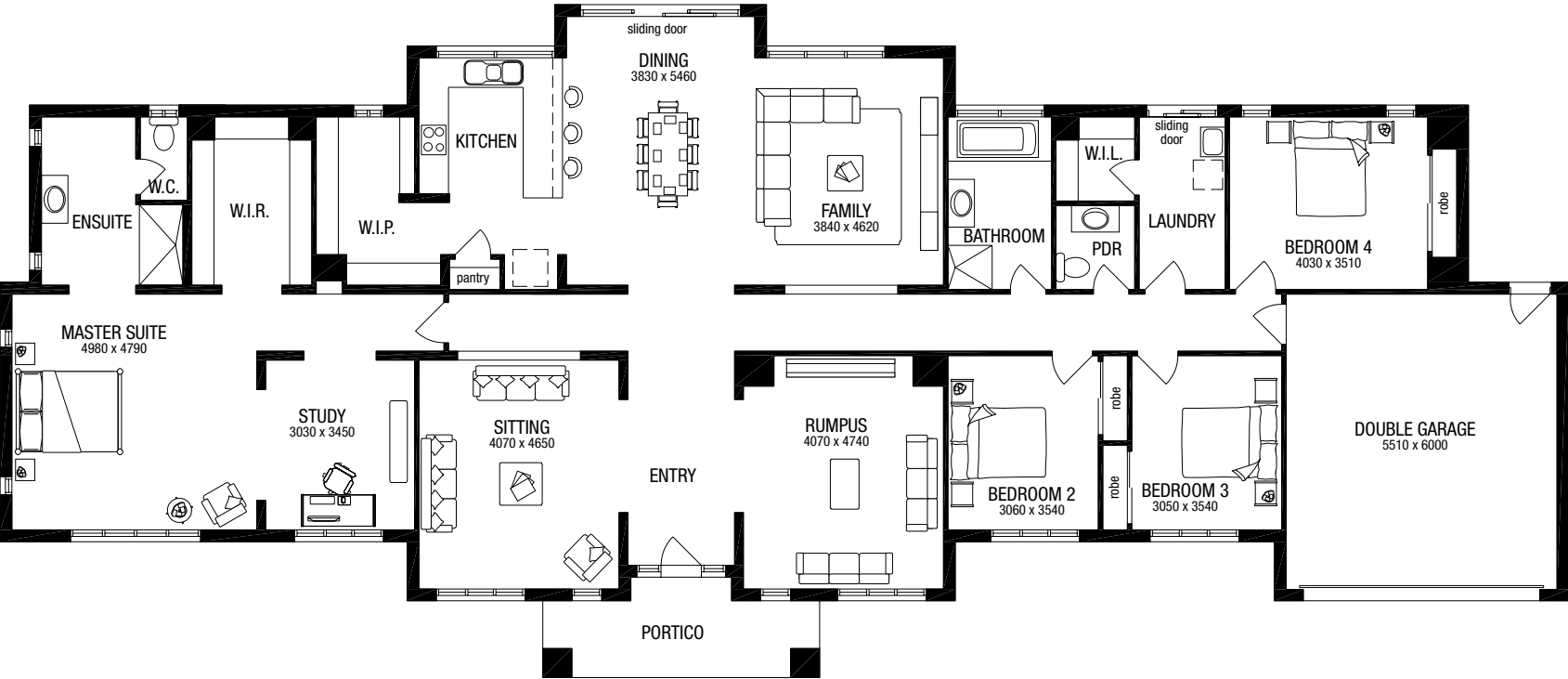
Denver 34

4 | 2 | 3 | 2

- POPULAR DESIGN OPTIONS
- Add a Grand Outdoor Room
 - Add a store room to the garage
 - Create a Mud Room in place of Linen
- Talk to a New Home Advisor for available options.

Area	Squares		m²
House	29.44		273.52
Garage	3.94		36.60
Portico	1.05		9.77
Total Area	34.43		319.89
House Width	31.91m	House Length	13.67m
Min. Block Width	+16m*	Min. Block Depth	+25m*

Floorplan shown based on Aspire facade. *Subject to orientation and fall of land and developer and council guidelines.



Denver 32

4 | 2 | 3 | 2

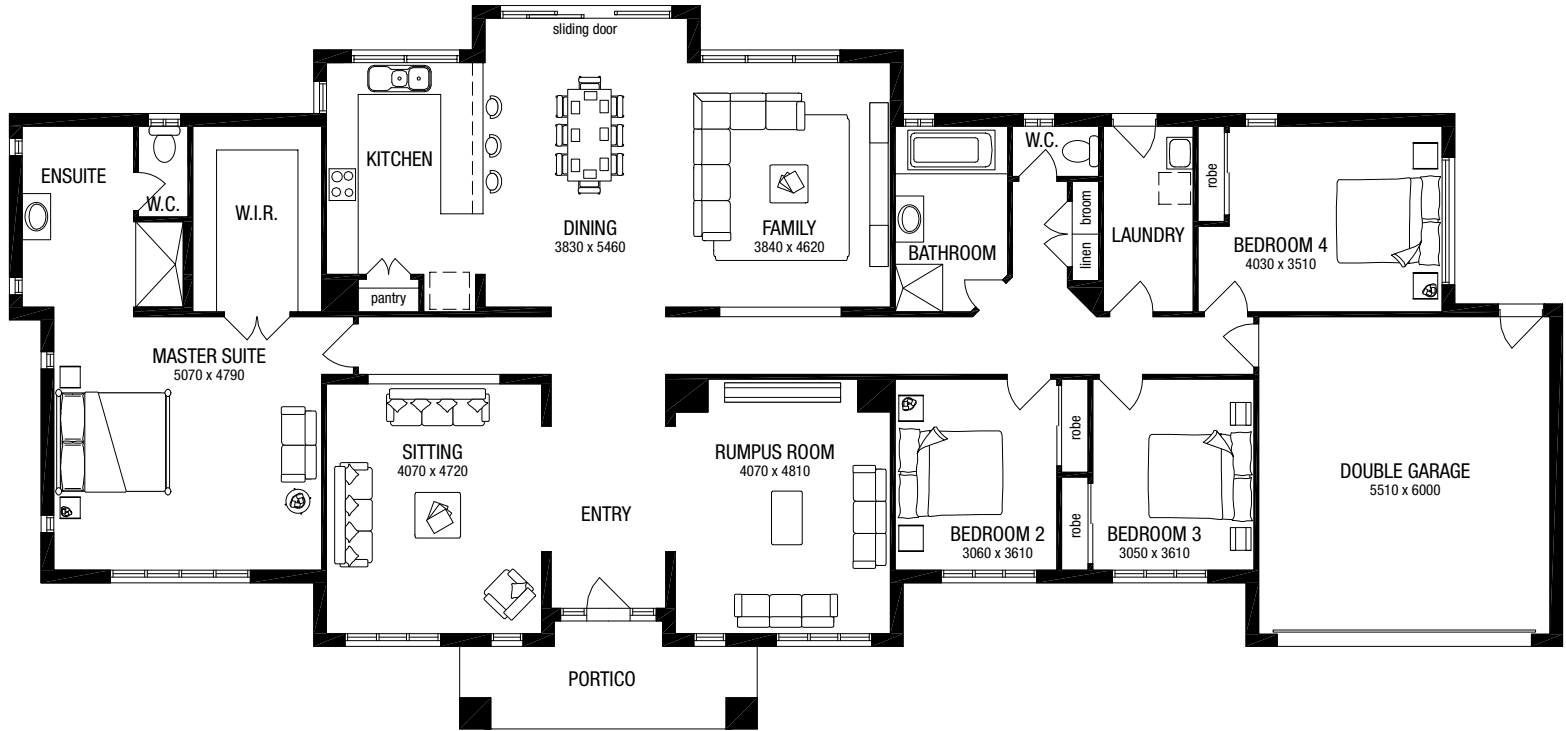
POPULAR DESIGN OPTIONS

- Add a Butler's Pantry
- Add a Grand Outdoor Room with Fireplace
- Add a Mud Room

Talk to a New Home Advisor for available options.

Area		Squares	m²
House		26.95	250.35
Garage		3.94	36.60
Portico		1.05	9.77
Total Area		31.94	296.72
House Width	29.39m	House Length	13.67m
Min. Block Width		+16m*	Min. Block Depth +25m*

Floorplan shown based on Aspire facade. *Subject to orientation and fall of land and developer and council guidelines.



Denver facade styles

Façades shown are based on Denver 45MK2. Façade images pictured contain upgrade items above standard specification and will incur additional costs. These items include feature render and bricks, timber windows and garage doors, feature tiling, COLORBOND® roof, exterior lighting, brick infills above garage, front entry doors, decking and driveways.

For further details on facades please talk to a New Home Advisor.



Denver 45MK2 Ascent



Denver 45MK2 Vogue



Denver 45MK2 Aspire



Denver 45MK2 Whitehaven



Denver 45MK2 Colonial



Denver 46 Cascade Yale

Davenport

Live the dream country lifestyle

Wider than it is long, the Davenport is perfect for modern country living and will look magnificent stretched across a hilltop taking in the vistas. The master suite is zoned away from the spare bedrooms for added privacy, and features three generous living spaces. The wide range of facade options take advantage of the impressive entrance giving you a direct view to the rear yard, further enhancing the distinct “country-style” feel.



Davenport 34

4 | 3 | 3 | 2

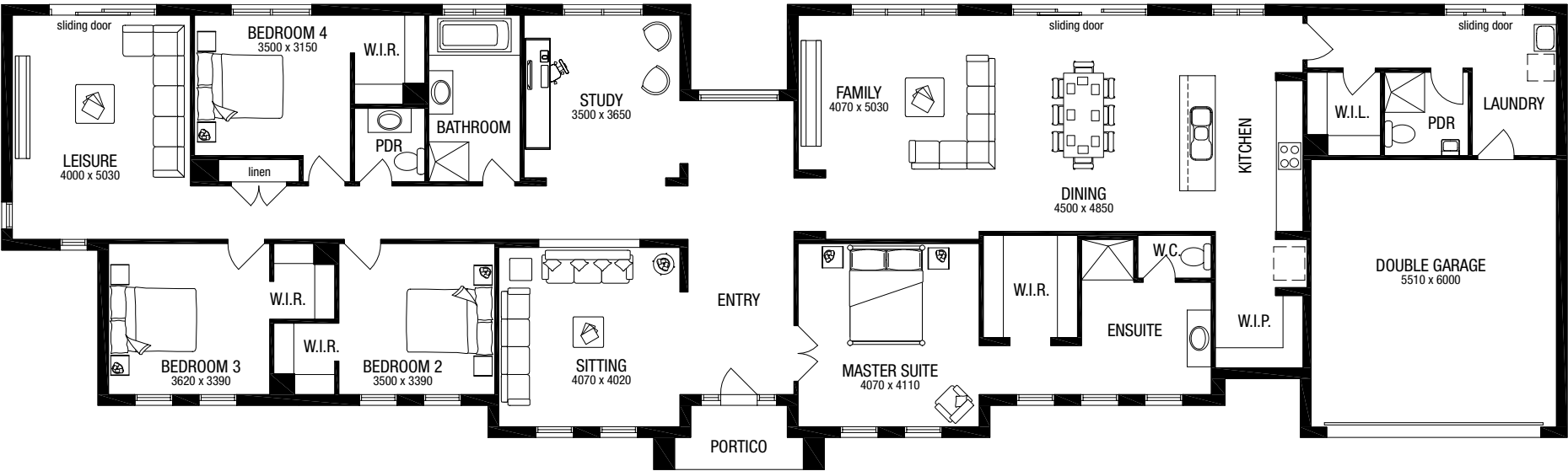
POPULAR DESIGN OPTIONS

- Add a 3-Car Garage
- Add a Grand Outdoor Room
- Create a Butler's Pantry

Talk to a New Home Advisor for available options.

Area	Squares	m²
House	29.93	278.03
Garage	3.89	36.13
Portico	0.46	4.32
Total Area	34.28	318.48
House Width	35.12m	House Length 10.43m
Min. Block Width	+16m*	Min. Block Depth +25m*

Floorplan shown based on Aspire facade. *Subject to orientation and fall of land and developer and council guidelines.



Davenport 30

4 | 2 | 3 | 2

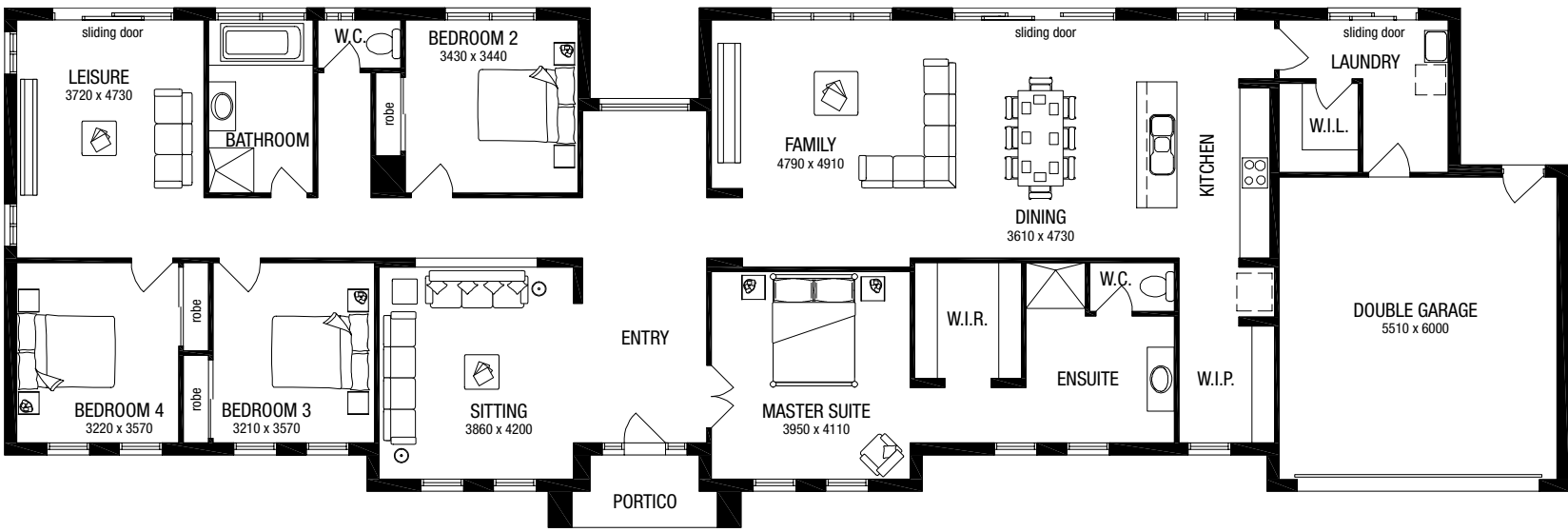
POPULAR DESIGN OPTIONS

- Add a Garage Workshop
- Add a Grand Outdoor Room
- Add a Mud Room and Powder Room to Laundry

Talk to a New Home Advisor for available options.

Area	Squares	m²
House	25.74	239.12
Garage	3.93	36.51
Portico	0.46	4.32
Total Area	30.13	279.95
House Width	31.07m	House Length 10.31m
Min. Block Width	+16m*	Min. Block Depth +25m*

Floorplan shown based on Aspire facade. *Subject to orientation and fall of land and developer and council guidelines.



Davenport facade styles

Façades shown are based on Davenport 30 and 34. Façade images pictured contain upgrade items above standard specification and will incur additional costs. These items include feature render and bricks, timber windows and garage doors, feature tiling, COLORBOND® roof, exterior lighting, brick infills above garage, front entry doors, decking and driveways.

For further details on facades please talk to a New Home Advisor.



Davenport 30 Whitehaven



Davenport 30 Colonial



Davenport 34 Georgian



Davenport 34 Harcrest



Davenport 34 Victorian



Davenport 34 Neo

Kalarney

Big entertainer

Perfect for any wide open space – a corner block, a hilltop or a wide street-front. If you’ve got the right land, this is the home for you. Come inside and discover the many ways this home delivers practical, affordable and exciting family living.



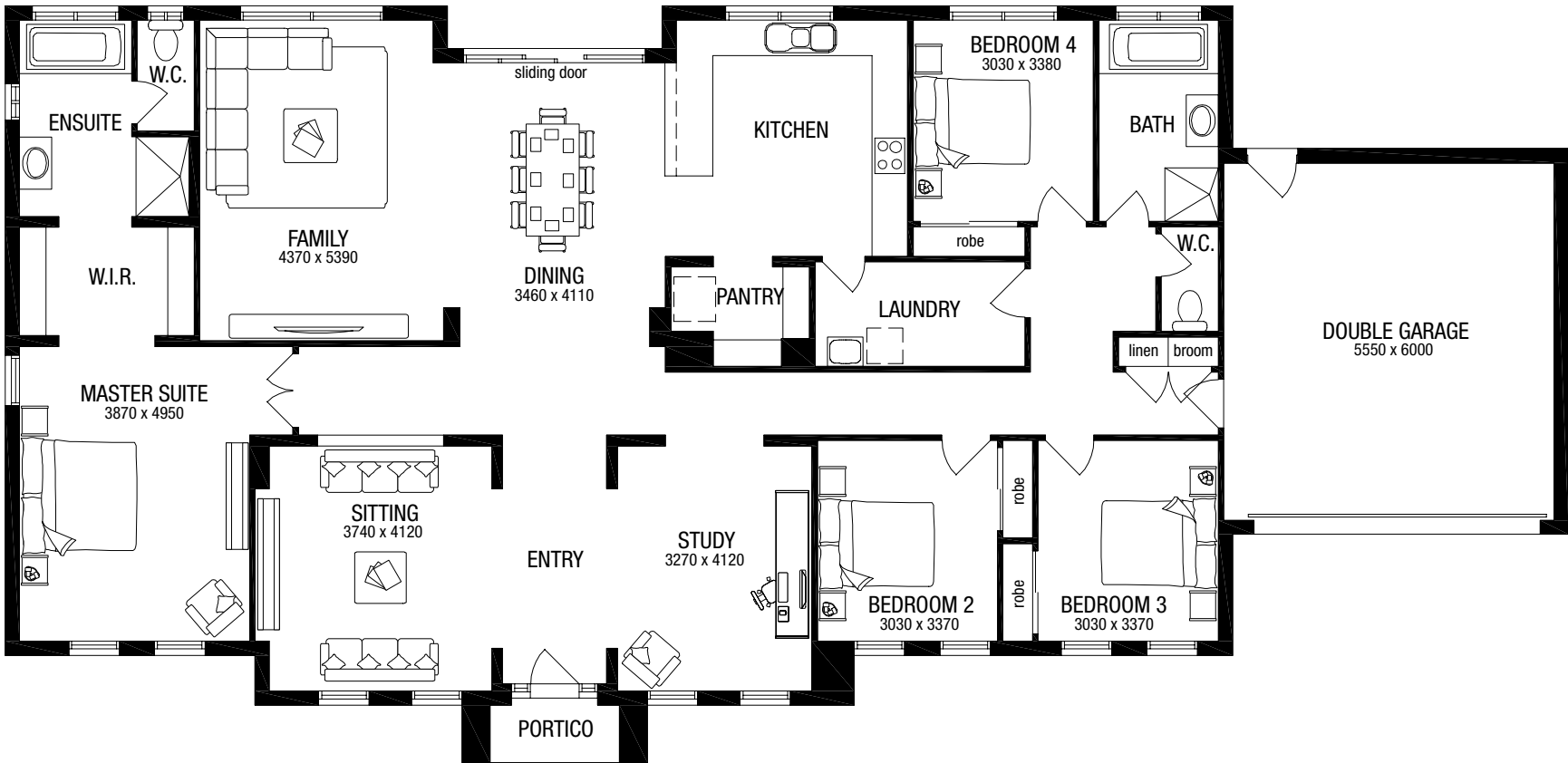
Kalarney 29A

4 | 2 | 3 | 2

POPULAR DESIGN OPTIONS
Talk to a New Home Advisor for available options.

Area		Squares	m²
House		24.73	229.78
Garage		4.03	37.46
Portico		0.34	3.16
Total Area		29.1	270.4
House Width	26.27m	House Length	12.71m
Min. Block Width	27.7m	Min. Block Depth	18.7m

Floorplan shown based on Aspire facade. *Subject to orientation and fall of land and developer and council guidelines.



Kalarney 29

4 | 2 | 3 | 2

POPULAR DESIGN OPTIONS

- Add a Butler's Pantry
- Add a Grand Outdoor Room
- Add a Garage Workshop

Talk to a New Home Advisor for available options.

Area	Squares	m²
House	24.42	226.90
Garage	4.12	38.28
Portico	0.22	2.09
Total Area	28.77	267.27
House Width	28.55m	House Length 11.27m
Min. Block Width	+16m*	Min. Block Depth +25m*

Kalarney 24

3 | 2 | 2 | 2

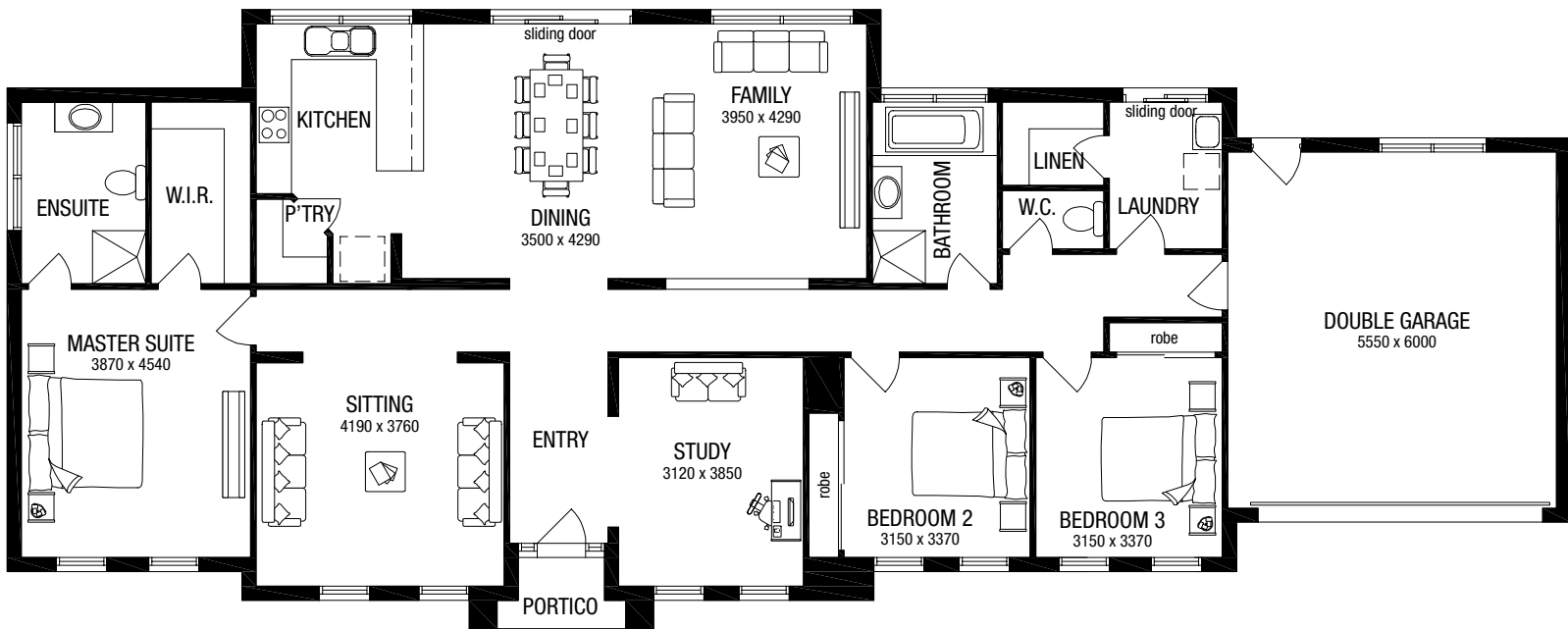
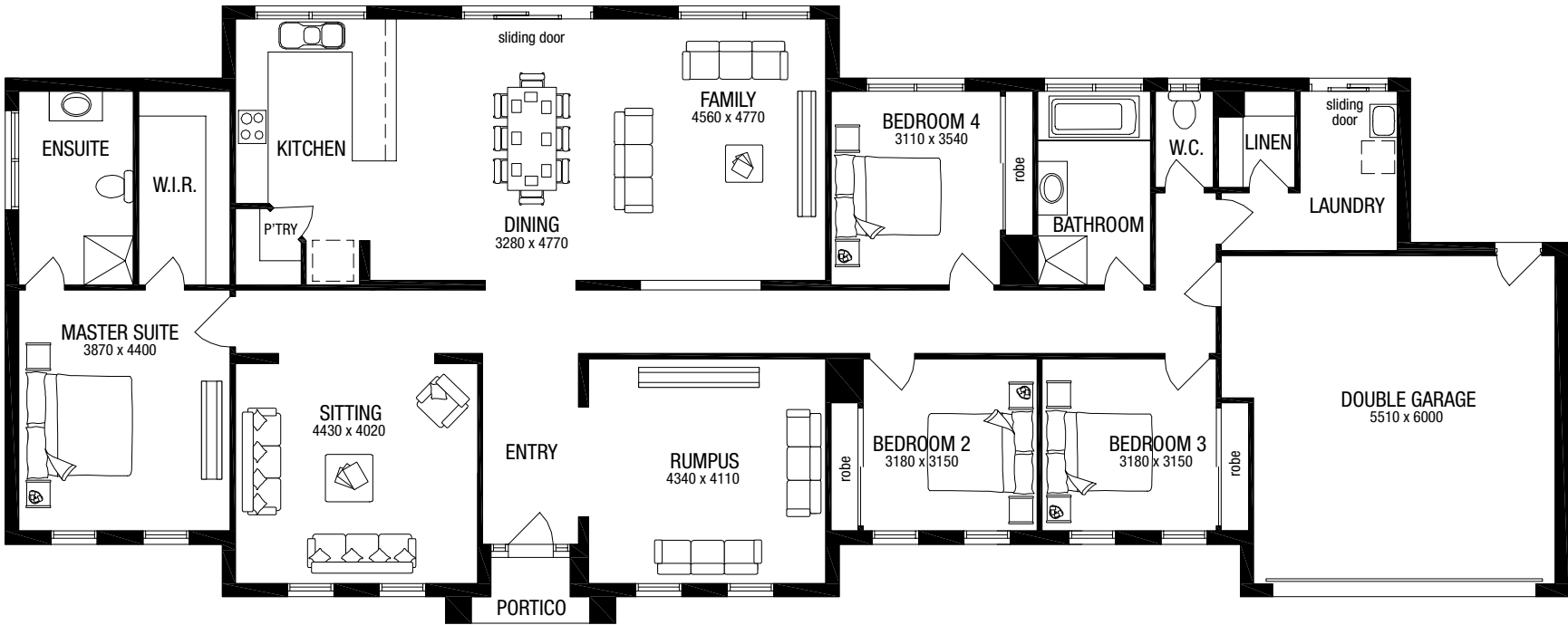
POPULAR DESIGN OPTIONS

- Add a Butler's Pantry
- Add a Grand Outdoor Room
- Add a 4th Bedroom in place of Study

Talk to a New Home Advisor for available options.

Area	Squares	m²
House	20.08	186.55
Garage	4.03	37.43
Portico	0.27	2.54
Total Area	24.38	226.52
House Width	26.39m	House Length 10.43m
Min. Block Width	+16m*	Min. Block Depth +25m*

Floorplan shown based on Aspire facade. *Subject to orientation and fall of land and developer and council guidelines.



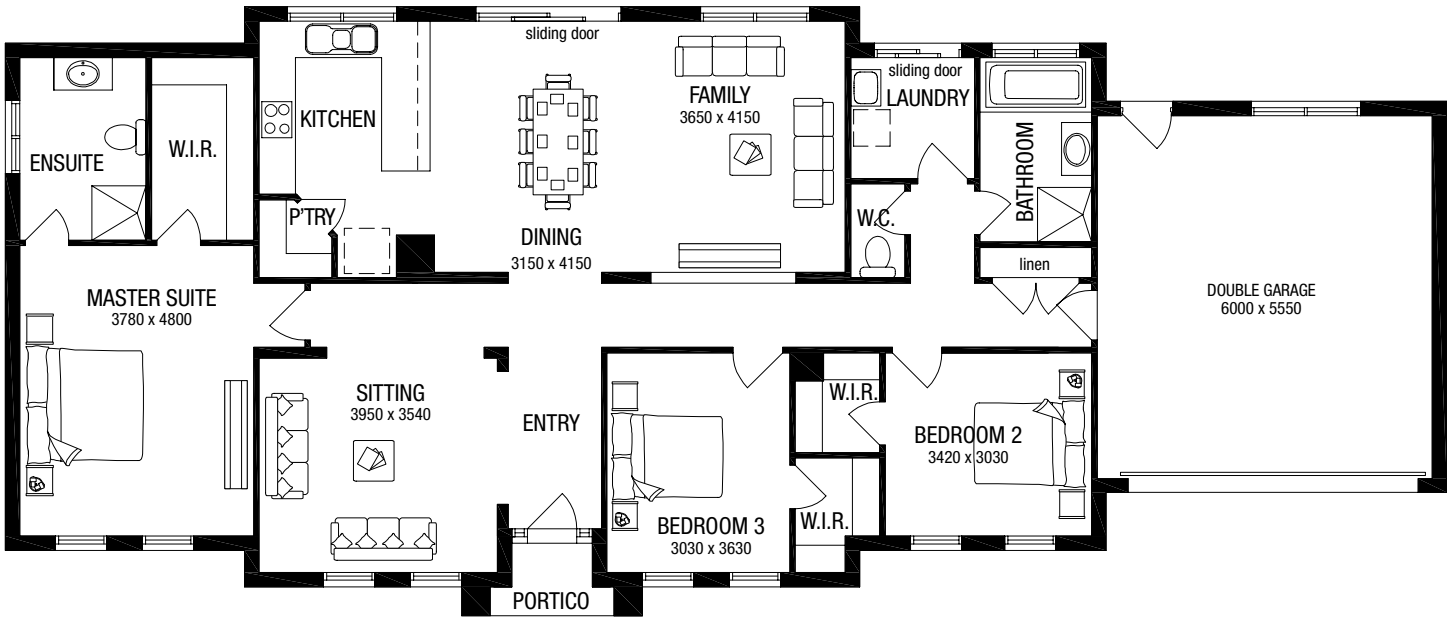
Kalarney 22

3 | 2 | 2 | 2

- POPULAR DESIGN OPTIONS
- Add a Grand Outdoor Room
 - Add a 4th Bedroom in place of Sitting
 - Add a bath to Ensuite
- Talk to a New Home Advisor for available options.

Area	Squares	m²
House	17.58	163.28
Garage	4.03	37.43
Portico	0.26	2.39
Total Area	21.86	203.10
House Width	23.87m	House Length 10.07m
Min. Block Width	+16m*	Min. Block Depth +25m*

Floorplan shown based on Aspire facade. *Subject to orientation and fall of land and developer and council guidelines.



Kalarney 19

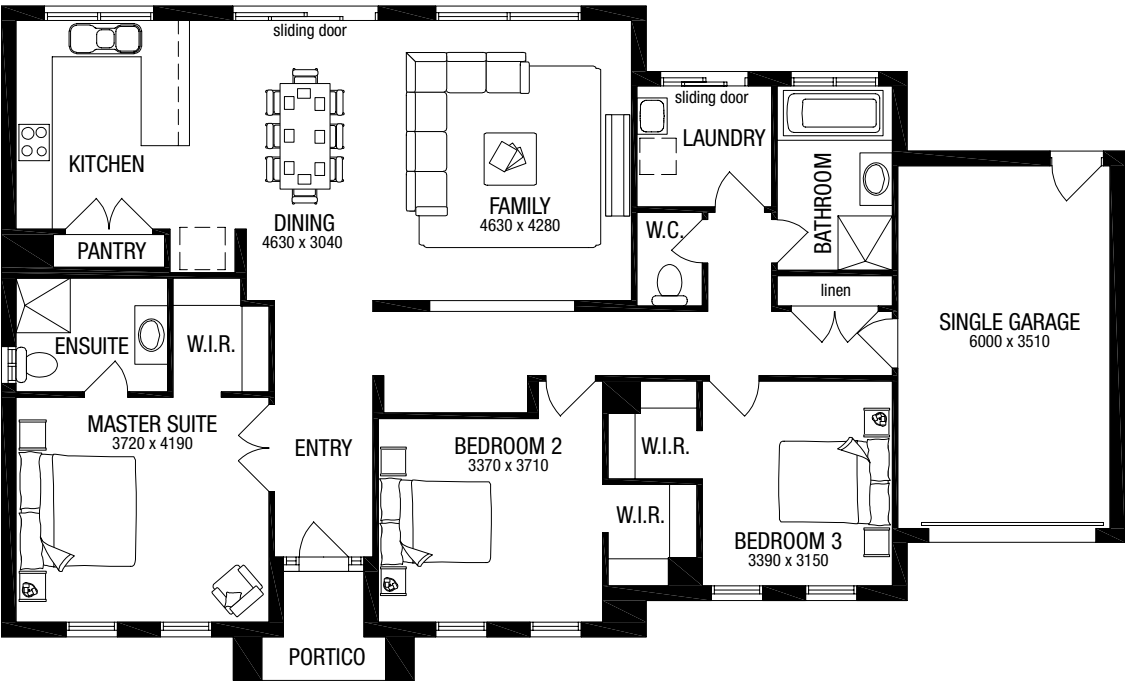
3 | 2 | 1 | 1

DESIGN OPTIONS

Talk to a New Home Advisor for available options.

Area	Squares	m²
House	15.79	146.72
Garage	2.61	24.23
Portico	0.39	3.59
Total Area	18.79	174.54
House Width	18.59m	House Length 11.15m
Min. Block Width	20m*	Min. Block Depth 18m*

Floorplan shown based on Aspire facade. *Subject to orientation and fall of land and developer and council guidelines.



Kalarney facade styles

Façades shown are based on Kalarney 29. Façade images pictured contain upgrade items above standard specification and will incur additional costs. These items include feature render and bricks, timber windows and garage doors, feature tiling, COLORBOND® roof, exterior lighting, brick infills above garage, front entry doors, decking and driveways.

For further details on facades please talk to a New Home Advisor.



Kalarney 29 Vogue



Kalarney 29 Whitehaven



Kalarney 29 Neo



Kalarney 29 Harcrest



Kalarney 29 Aspire



Kalarney 29 Colonial

Mapleton

The perfect design for wider blocks

Perfectly designed for wider blocks of land, the Mapleton home designs provide generous living for growing and established families alike. Featuring a generous master suite complete with ensuite, separate toilet and large walk-in robe, your private retreat is well placed with secondary bedrooms at the opposite end of the home. The central living space separate the sleeping quarters, defined by a large open plan living space lined with windows to bring the outside in. Additional living zones, including a study, media room and leisure, allow for privacy and specialised entertaining or relaxing.



Mapleton 36

4 | 2 | 3 | 2

POPULAR DESIGN OPTIONS

Talk to a New Home Advisor for available options.

Area		Squares	m²
House		29.79	276.71
Garage		3.91	36.31
Outdoor Room		1.58	14.69
Portico		0.86	7.99
Total Area		36.14	335.70
House Width	26.51m	House Length	16.07m
Min. Block Width	30m*	Min. Block Depth	26m*

Mapleton 30

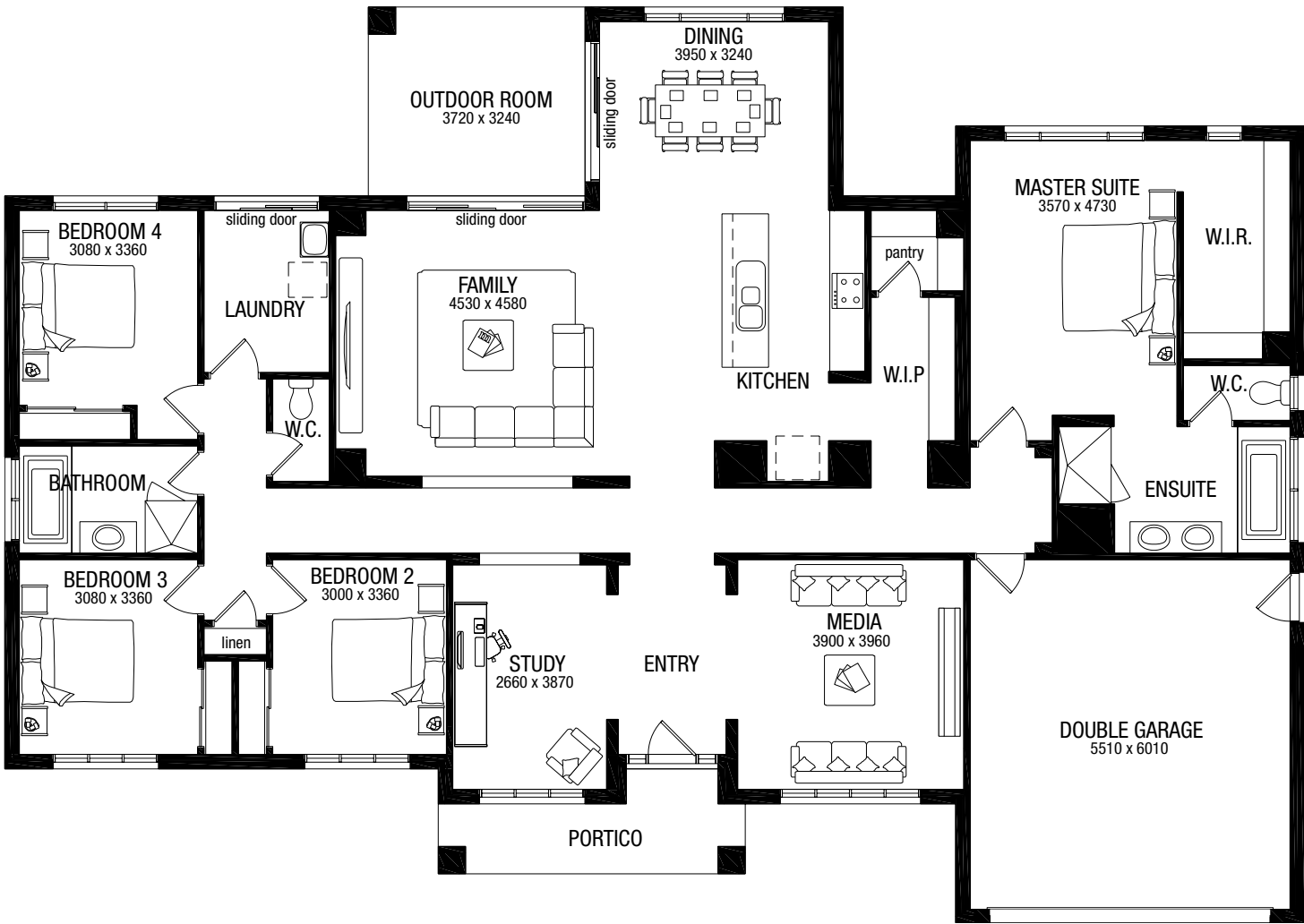
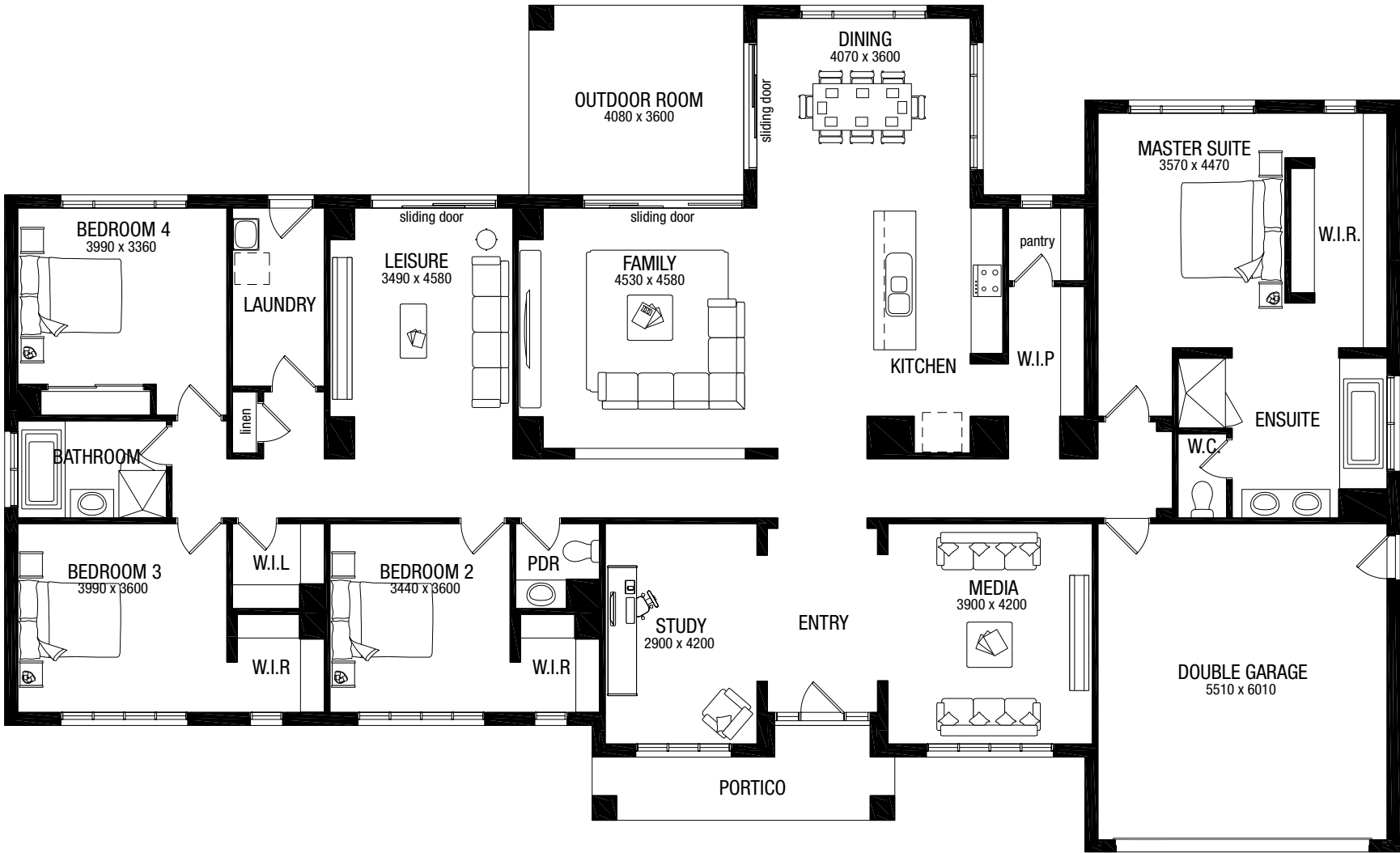
4 | 2 | 2 | 2

POPULAR DESIGN OPTIONS

Talk to a New Home Advisor for available options.

Area		Squares	m²
House		24.18	224.68
Garage		3.91	36.37
Outdoor Room		1.30	12.05
Portico		0.78	7.27
Total Area		30.18	280.37
House Width	22.31m	House Length	15.71m
Min. Block Width	25.5m*	Min. Block Depth	25.5m*

Floorplan shown based on Aspire facade. *Subject to orientation and fall of land and developer and council guidelines.



Mapleton facade styles

Façades shown are based on Mapleton 36. Façade images pictured contain upgrade items above standard specification and will incur additional costs. These items include feature render and bricks, timber windows and garage doors, feature tiling, COLORBOND® roof, exterior lighting, brick infills above garage, front entry doors, decking and driveways.

For further details on facades please talk to a New Home Advisor.



Double storey homes

Value packed with lots of space

A two storey home offers additional opportunities for design flexibility and an abundance of space. This is the life you always deserved. Live it large.



Adan

Smart living

Adan 26

4 | 2 | 1 | 2

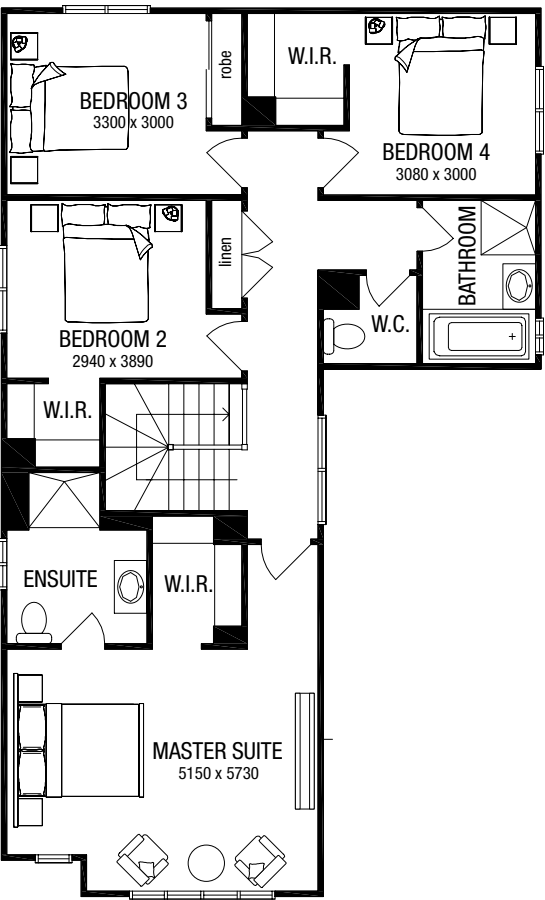
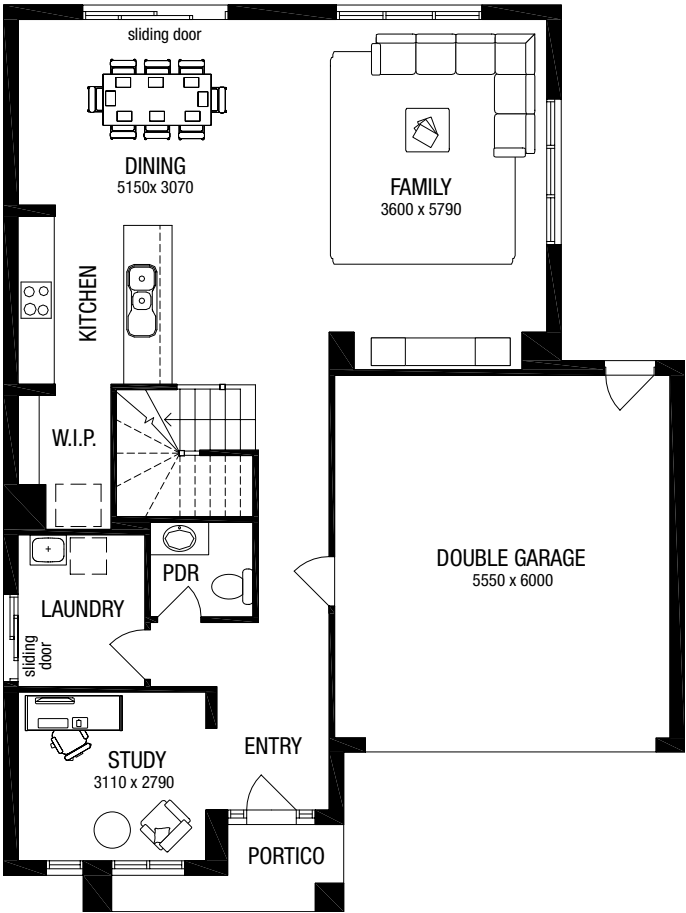
POPULAR DESIGN OPTIONS

- Build over the garage
- Add an Outdoor Room
- Create a 4th Bedroom in place of Study

Talk to a New Home Advisor for available options.

Area		Squares	m²
House		22.09	205.20
Garage		3.94	36.56
Portico		0.45	4.20
Total Area		26.48	245.96
House Width	11.27m	House Length	14.99m
Min. Block Width	14m'	Min. Block Depth	21m'

Floorplan shown based on Aspire facade. *Subject to orientation and fall of land and developer and council guidelines.



Adan facade styles

Façades shown are based on Adan 26. Façade images pictured contain upgrade items above standard specification and will incur additional costs. These items include feature render and bricks, timber windows and garage doors, feature tiling, COLORBOND® roof, exterior lighting, brick infills above garage, front entry doors, decking and driveways.

For further details on facades please talk to a New Home Advisor.



Alto

Take in the views

This unique design delivers innovative two-storey living at its finest. The substantial leisure room and two additional bedrooms, are nestled on the ground floor. The superb open plan living area, as well as the spacious master suite enjoy views from the first floor.



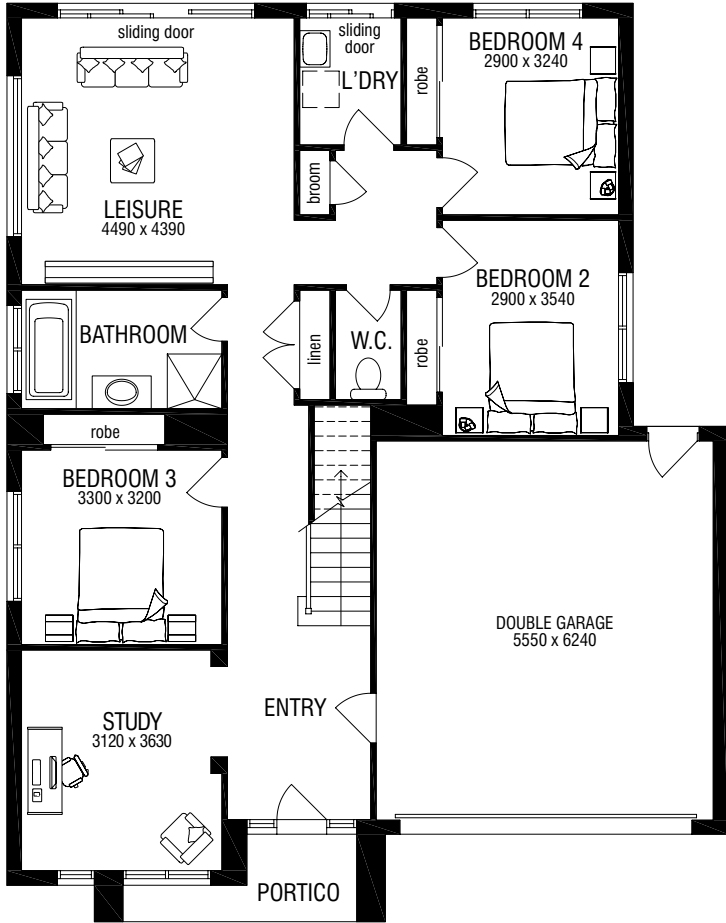
Alto 30MK2

4 | 2 | 3 | 2

POPULAR DESIGN OPTIONS

- Bedroom 5 in lieu of study
 - Powder Room
 - Create a Grand Balcony and Outdoor Room
- Talk to a New Home Advisor for available options.

Area		Squares	m²
House		25.68	238.56
Garage		4.07	37.84
Portico		0.52	4.79
Total Area		30.27	281.19
House Width		11.87m	House Length
Min. Block Width		14m	Min. Block Depth
			25m



Alto 30MK2 facade styles

Façades shown are based on Alto 30MK2. Façade images pictured contain upgrade items above standard specification and will incur additional costs. These items include feature render and bricks, timber windows and garage doors, feature tiling, COLORBOND® roof, exterior lighting, brick infills above garage, front entry doors, decking and driveways.

For further details on facades please talk to a New Home Advisor.



Alto 30MK2 facade styles

Façades shown are based on Alto 30MK2. Façade images pictured contain upgrade items above standard specification and will incur additional costs. These items include feature render and bricks, timber windows and garage doors, feature tiling, COLORBOND® roof, exterior lighting, brick infills above garage, front entry doors, decking and driveways.

For further details on facades please talk to a New Home Advisor.



Alto 30 Chateau



Alto 30 Aspire



Alto 30 Contemporary



Alto 30 Peninsula



Alto 30 Ascent



Alto 30 Alpine



Alto 30 Deakin



Alto 30 Kingston

Alto 33MK2

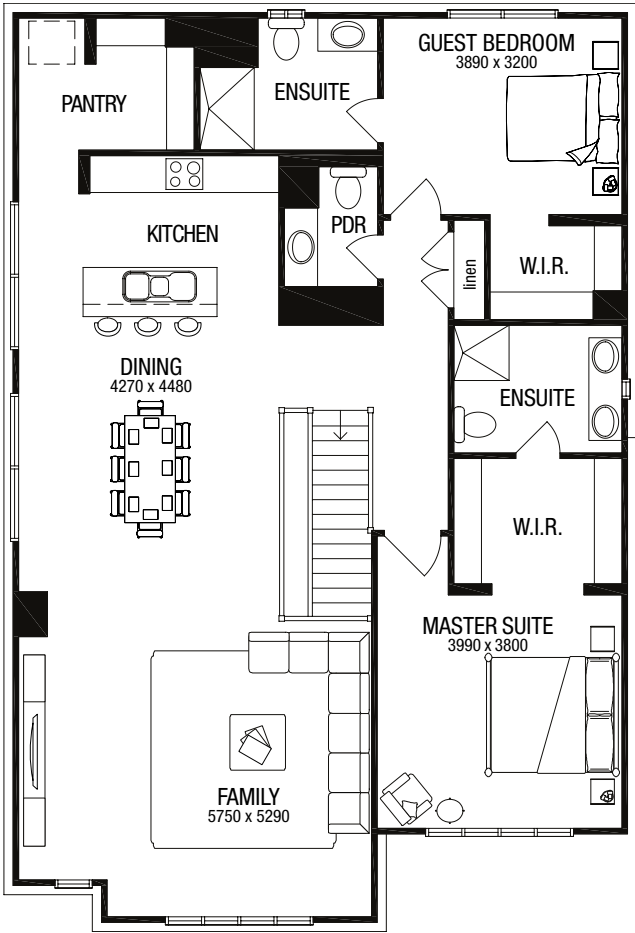
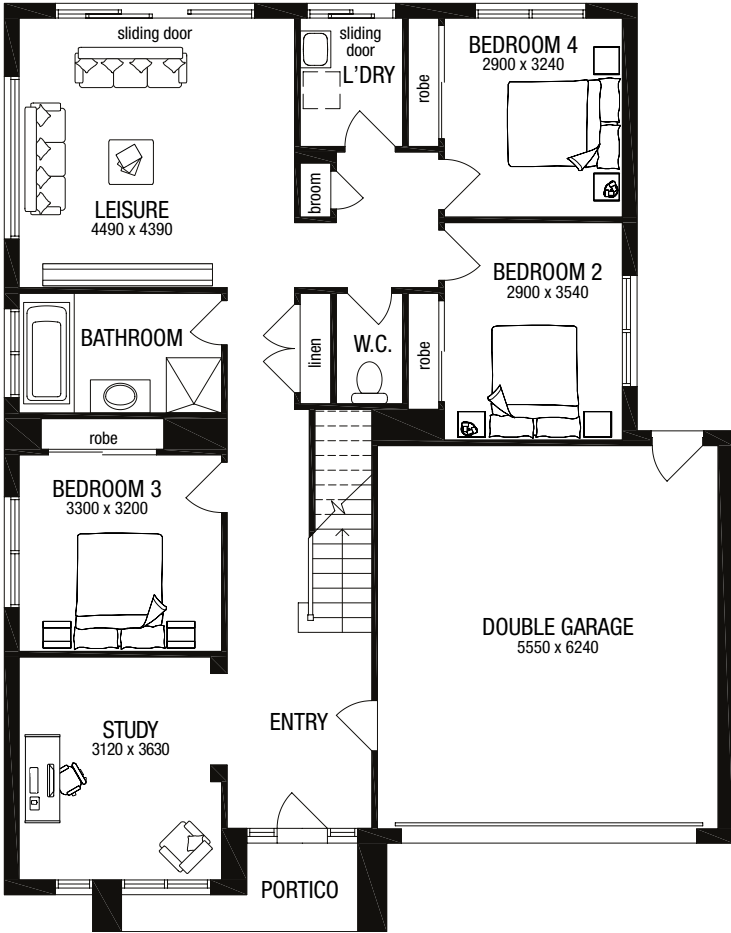
4 | 2 | 3 | 2

POPULAR DESIGN OPTIONS

- 6th Bedroom
 - Outdoor Room
 - L-Shaped Kitchen
- Talk to a New Home Advisor for available options.

Area	Squares	m²
House	28.52	264.94
Garage	4.07	37.84
Portico	0.52	4.79
Total Area	33.11	307.57
House Width	11.87m	House Length 15.11m
Min. Block Width	14m	Min. Block Depth 25m

Floorplan shown based on Aspire facade. *Subject to façade style, orientation and fall of land and developer and council guidelines.



Alto 33MK2 facade styles

Façades shown are based on Alto 33MK2. Façade images pictured contain upgrade items above standard specification and will incur additional costs. These items include feature render and bricks, timber windows and garage doors, feature tiling, COLORBOND® roof, exterior lighting, brick infills above garage, front entry doors, decking and driveways.

For further details on facades please talk to a New Home Advisor.



Alto 33 Ascent



Alto 33 Deakin



Alto 33 Yale



Alto 33 Isla



Alto 33 Chateau



Alto 33 Aspire



Alto 33 Peninsula



Alto 33 Clarion

Duxton

Ground floor master suite

The design inspiration was to create a big family home incorporating five substantial bedrooms plus a large study, with the stylish master suite privately situated on the ground floor. An impressive leisure room and sitting room are located at the front of the home, with informal living areas across the rear of the home. It is clear to see why this is a popular home.

Duxton 42

5 | 3 | 3 | 2

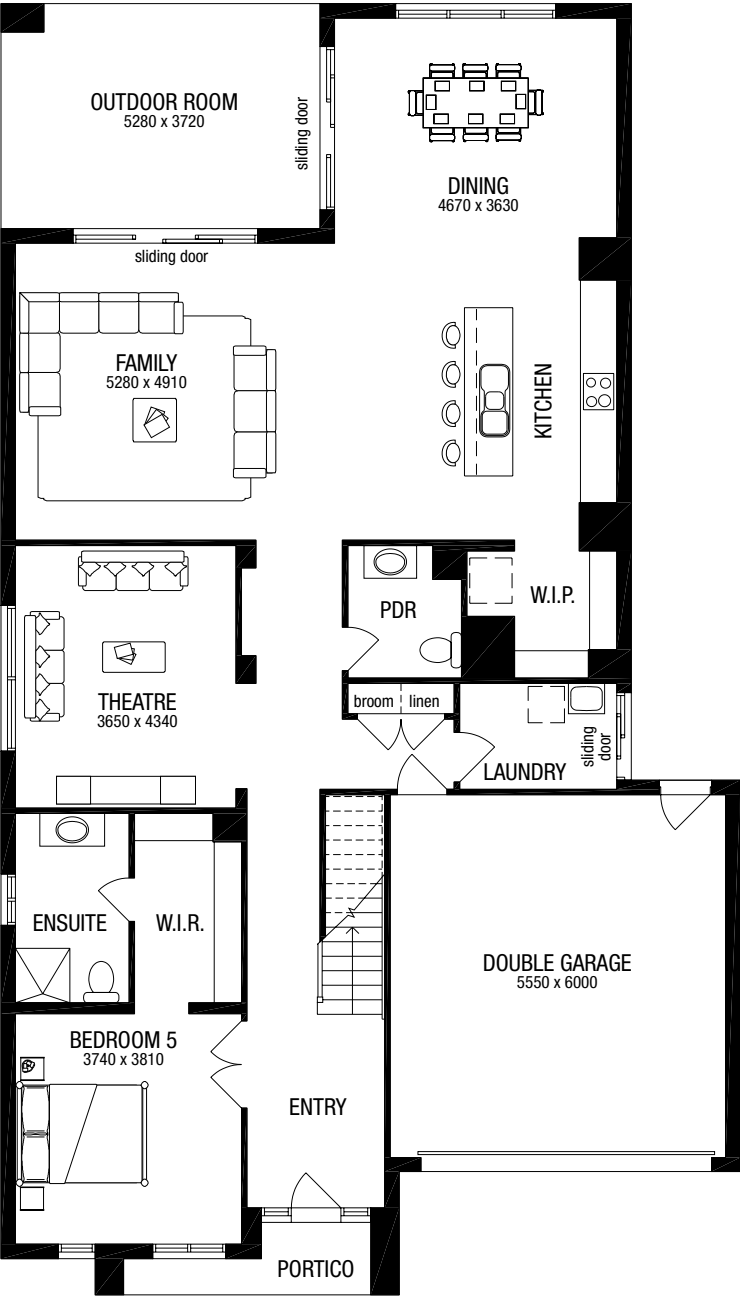
DESIGN OPTIONS

- Larger Guest Bedroom

Talk to a New Home Advisor for available options.

Area		Squares	m²
House		35.86	333.10
Garage		3.93	36.50
Outdoor Room		2.11	19.64
Portico		0.47	4.39
Total Area		42.37	393.63
House Width	12.23m	House Length	21.35m
Min. Block Width	14m	Min. Block Depth	30m

Floorplan shown based on Aspire facade. *Subject to façade style, orientation and fall of land and developer and council guidelines.



Duxton 39

5 | 2 | 3 | 2

- POPULAR DESIGN OPTIONS
- Add Ensuites to all Bedrooms
 - Move the Master Suite to the First floor
 - Walk Through Pantry
- Talk to a New Home Advisor for available options.

Area		Squares	m²
House		32.46	301.51
Garage		3.93	36.50
Outdoor Room		2.11	19.64
Portico		0.44	4.10
Total Area		38.94	361.75
House Width	12.23m	House Length	20.75m
Min. Block Width	14m	Min. Block Depth	28m

Floorplan shown based on Aspire facade. *Subject to façade style, orientation and fall of land and developer and council guidelines.

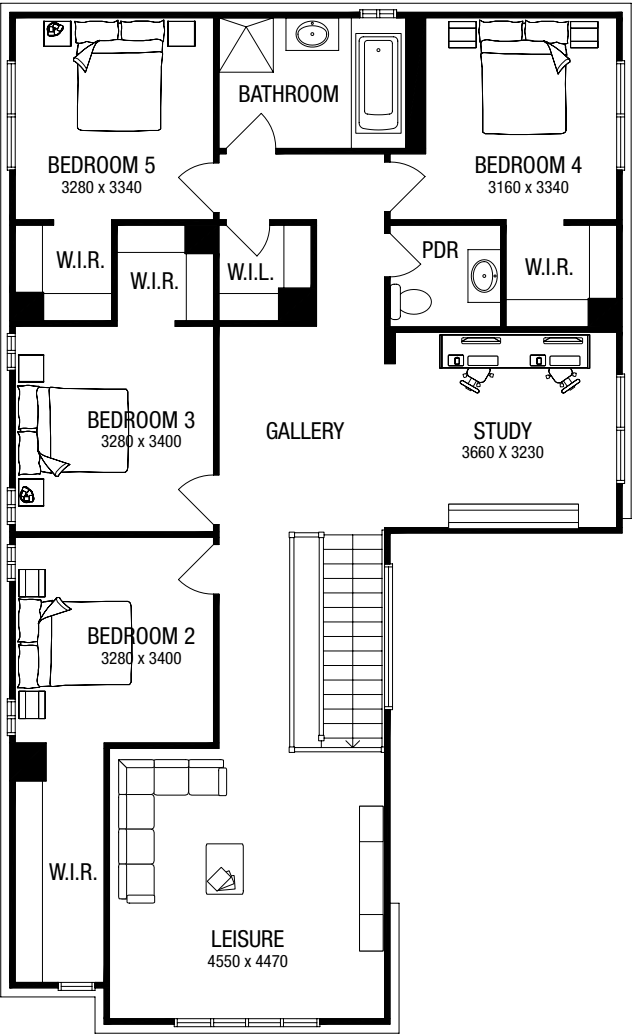
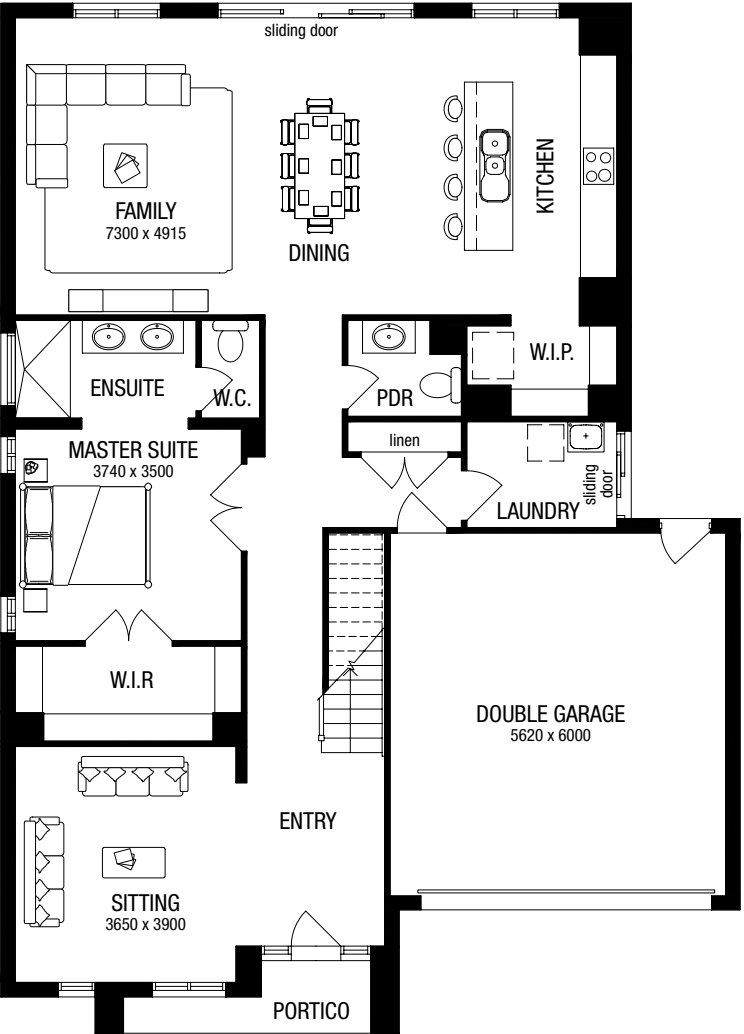
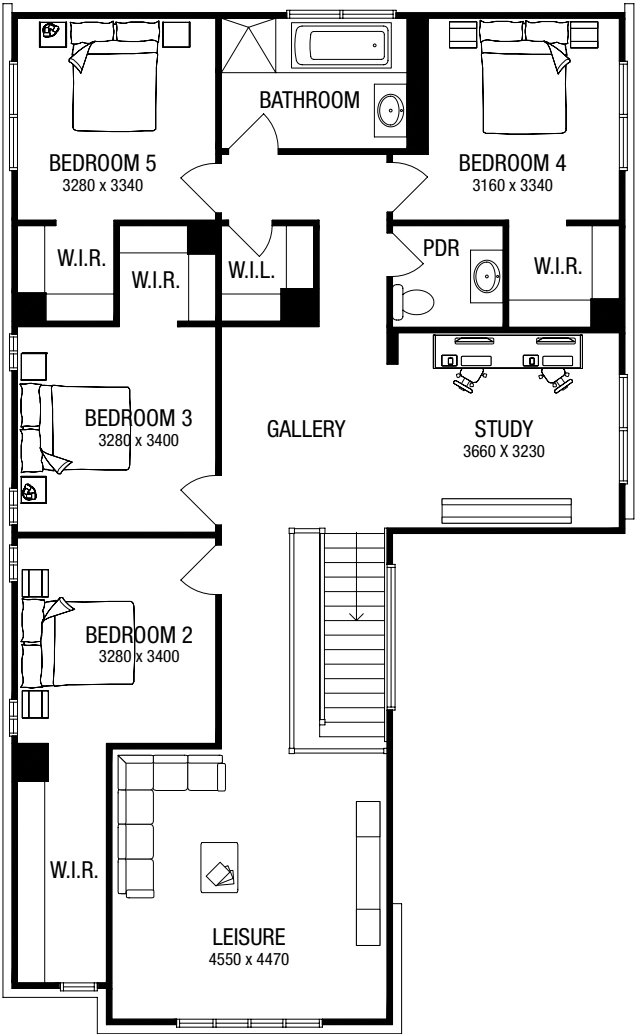
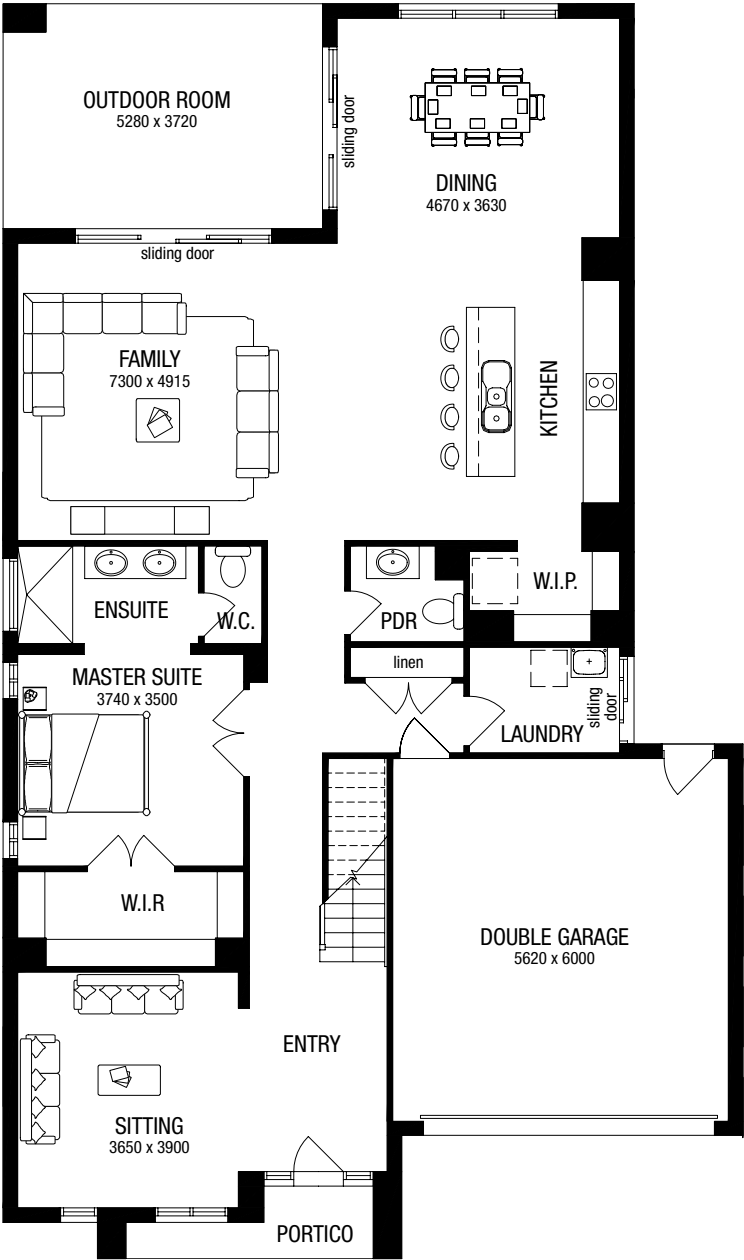
Duxton 35

5 | 2 | 3 | 2

- POPULAR DESIGN OPTIONS
- Add a Rumpus, Dining and Outdoor Room
 - Add Ensuites to all Bedrooms
 - Create a Guest Bedroom on First Floor
- Talk to a New Home Advisor for available options.

Area		Squares	m²
House		30.53	283.58
Garage		3.93	36.50
Portico		0.47	4.39
Total Area		34.93	324.47
House Width	12.23m	House Length	17.03m
Min. Block Width	14m	Min. Block Depth	25m

Floorplan shown based on Aspire facade. *Subject to façade style, orientation and fall of land and developer and council guidelines.



Duxton facade styles

Façades shown are based on Duxton 39. Façade images pictured contain upgrade items above standard specification and will incur additional costs. These items include feature render and bricks, timber windows and garage doors, feature tiling, COLORBOND® roof, exterior lighting, brick infills above garage, front entry doors, decking and driveways.

For further details on facades please talk to a New Home Advisor.



Duxton 39 Como



Duxton 39 Alpine



Duxton 39 Deakin



Duxton 39 Yale



Duxton 39 Loft



Duxton 39 Isla



Duxton 39 Aspire



Duxton 39 Peninsula

Duxton facade styles

Façades shown are based on Duxton 39. Façade images pictured contain upgrade items above standard specification and will incur additional costs. These items include feature render and bricks, timber windows and garage doors, feature tiling, COLORBOND® roof, exterior lighting, brick infills above garage, front entry doors, decking and driveways.

For further details on facades please talk to a New Home Advisor.



Duxton 39 Kingston



Duxton 39 Chateau



Duxton 42 Princeton



Duxton 39 Nordic



Duxton 39 Contemporary



Duxton 39 Clarion

Fintona

Room for the whole family

The new Fintona has been designed with everyone in mind. On the ground floor the open plan living space incorporates a gourmet kitchen with walk-in-pantry that opens to an outdoor room perfect for entertaining all year round. On the first floor the central leisure area is ideally located off the three kid zoned bedrooms while parents can retreat to the impressive master suite with ensuite, walk-in-robe and sitting area.



Fintona 40

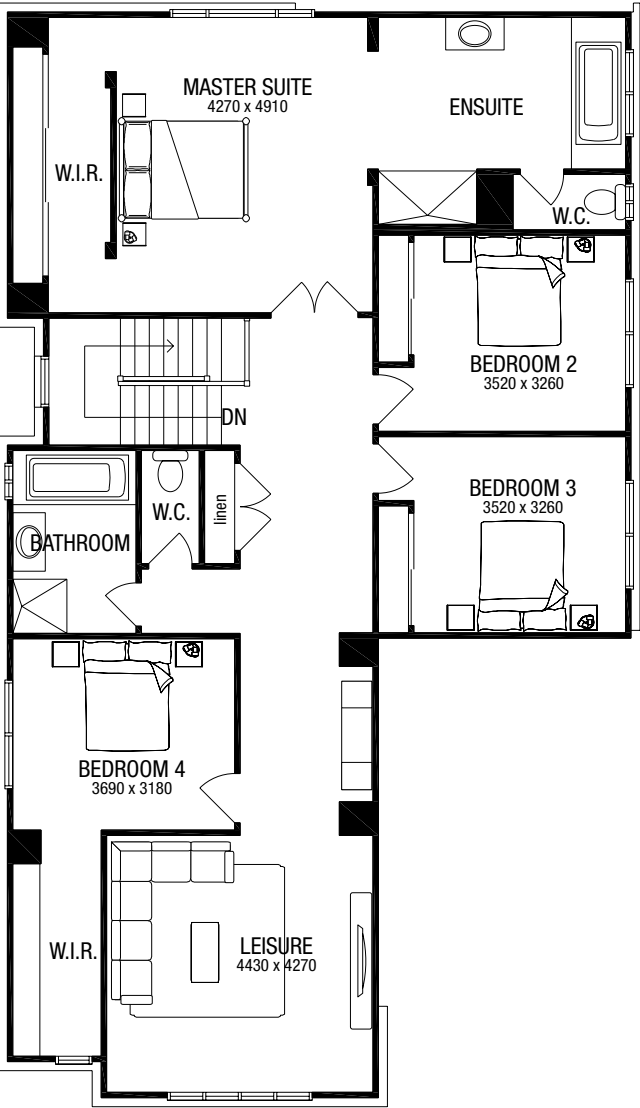
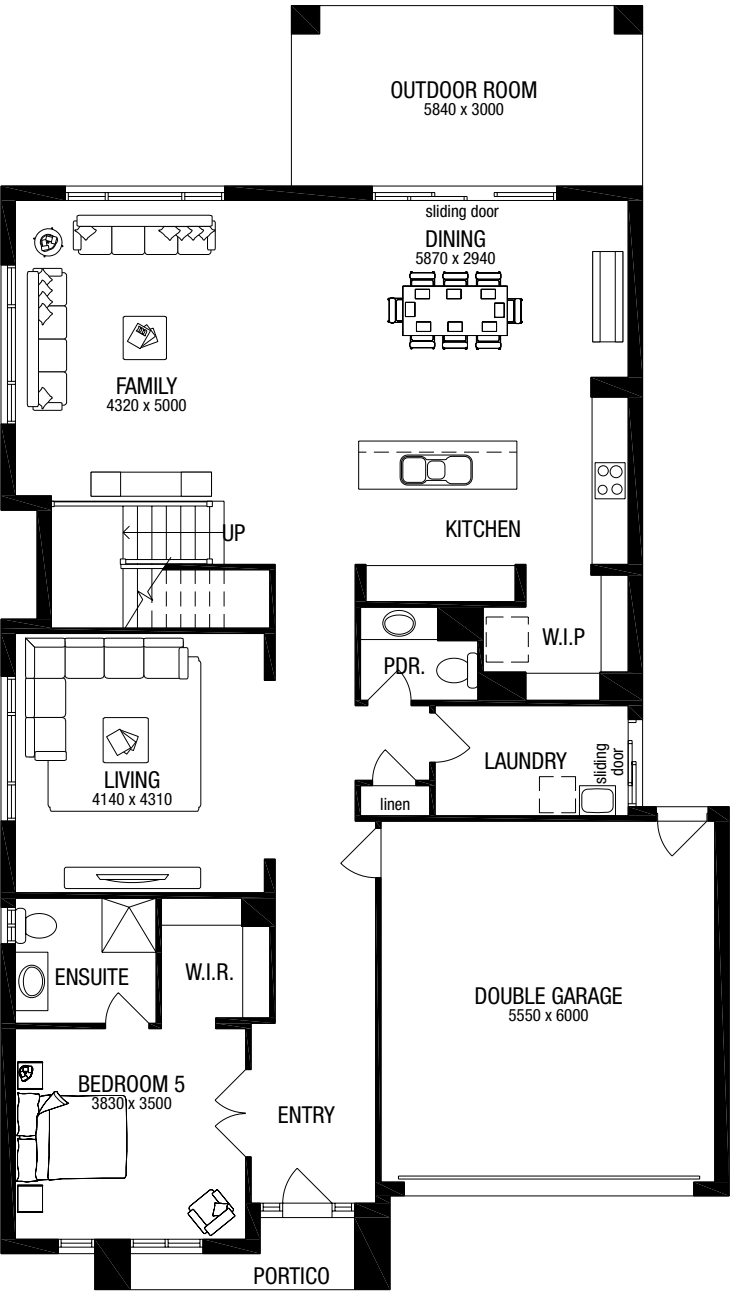
5 | 2 | 3 | 2

DESIGN OPTIONS

Talk to a New Home Advisor for available options.

Area	Squares	m²
House	33.92	315.15
Garage	3.92	36.42
Outdoor Room	0.46	4.24
Portico	1.89	17.52
Total Area	40.19	373.33
House Width	12.11m	House Length 21.35m
Min. Block Width	14m*	Min. Block Depth 28m*

Floorplan shown based on Aspire facade. *Subject to façade style, orientation and fall of land and developer and council guidelines.



Fintona 38

4 bedrooms | 2 bathrooms | 4 carports | 2 garages

DESIGN OPTIONS
Talk to a New Home Advisor for available options.

Area		Squares	m²
House		31.71	294.56
Garage		3.92	36.42
Outdoor Room		1.43	13.32
Portico		0.46	4.24
Total Area		37.52	348.54
House Width	12.11m	House Length	17.99m
Min. Block Width	14m	Min. Block Depth	25m

Floorplan shown based on Aspire facade. *Subject to façade style, orientation and fall of land and developer and council guidelines.

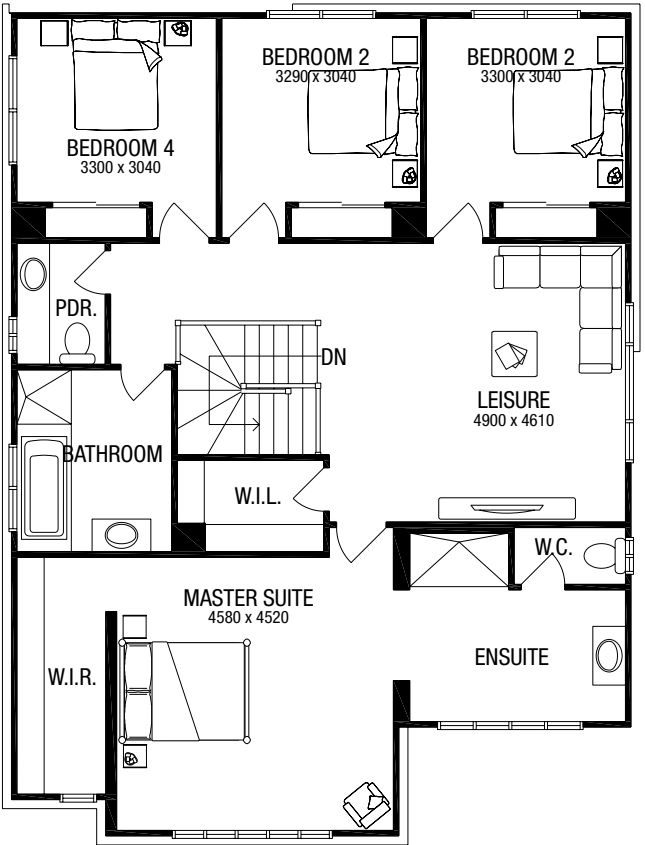
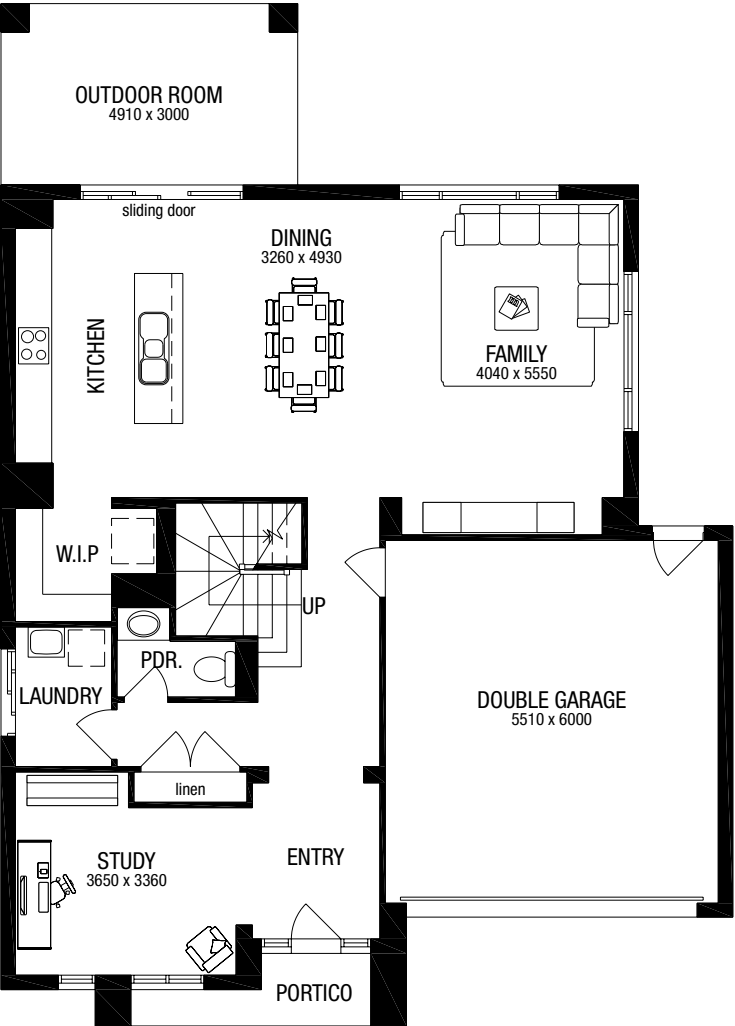
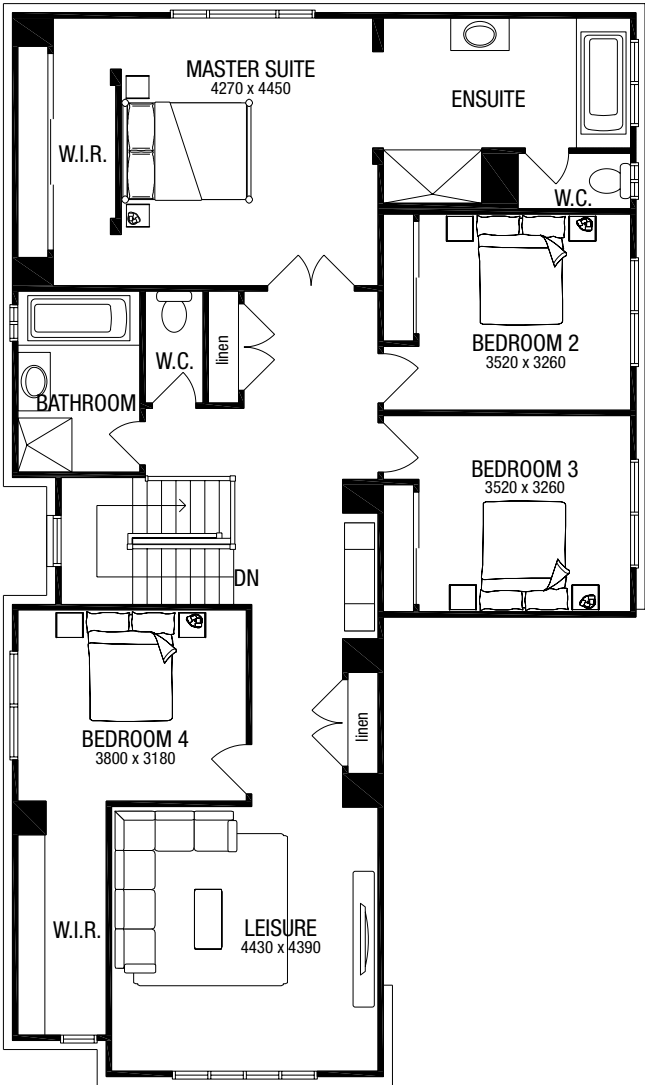
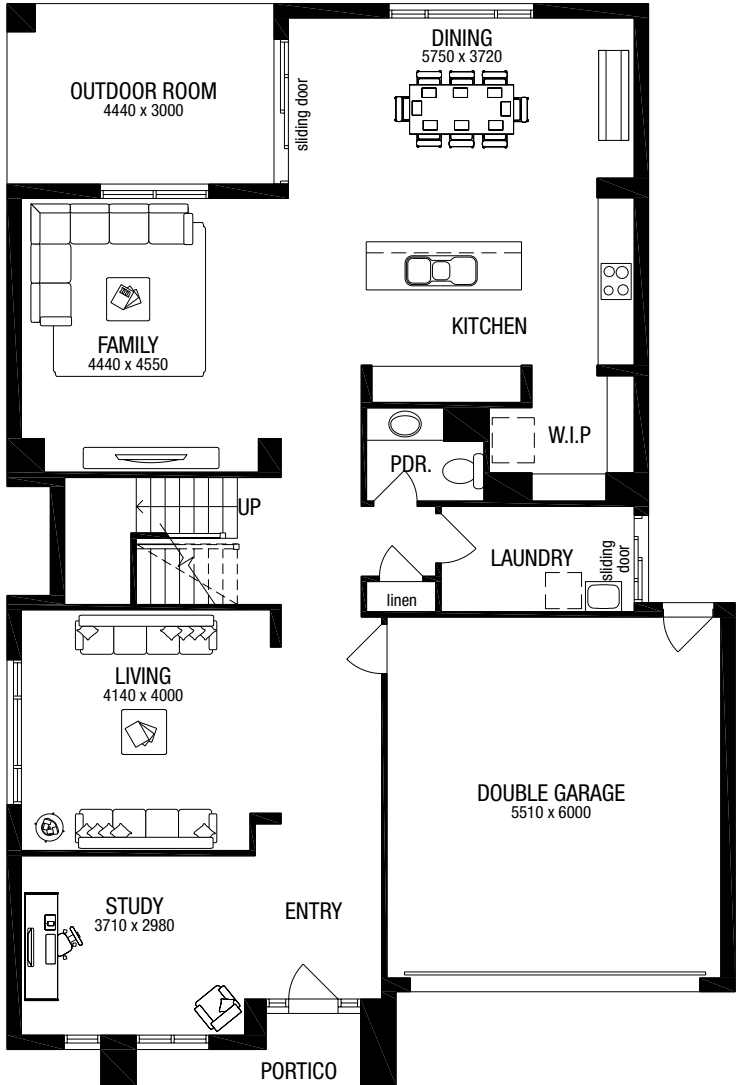
Fintona 32V

4 bedrooms | 2 bathrooms | 3 carports | 2 garages

DESIGN OPTIONS
Talk to a New Home Advisor for available options.

Area		Squares	m²
House		26.43	245.52
Garage		3.9	36.2
Outdoor Room		1.58	14.73
Portico		0.49	4.53
Total Area		32.4	300.98
House Width	12.11m	House Length	16.91m
Min. Block Width	14m	Min. Block Depth	25m

Floorplan shown based on Aspire facade. *Subject to façade style, orientation and fall of land and developer and council guidelines.



Fintona facade styles

Façades shown are based on Fintona 32. Façade images pictured contain upgrade items above standard specification and will incur additional costs. These items include feature render and bricks, timber windows and garage doors, feature tiling, COLORBOND® roof, exterior lighting, brick infills above garage, front entry doors, decking and driveways.

For further details on facades please talk to a New Home Advisor.



Fintona 32 Como



Fintona 32 Alpine



Fintona 32 Deakin



Fintona 32 Yale



Fintona 32 Loft



Fintona 32 Isla



Fintona 32 Aspire



Fintona 32 Peninsula

Glendale

A much loved favourite

Designed with your family's needs and aspirations firmly in mind, the Glendale provides an amazing modern design with spacious living areas downstairs and fabulous comfort upstairs. There are plenty of open and private living areas, including the front sitting room, separate study and large rumpus room. The addition of an outdoor room means even more space for entertaining family and friends. You'll be the envy of your neighbours.



Glendale 50

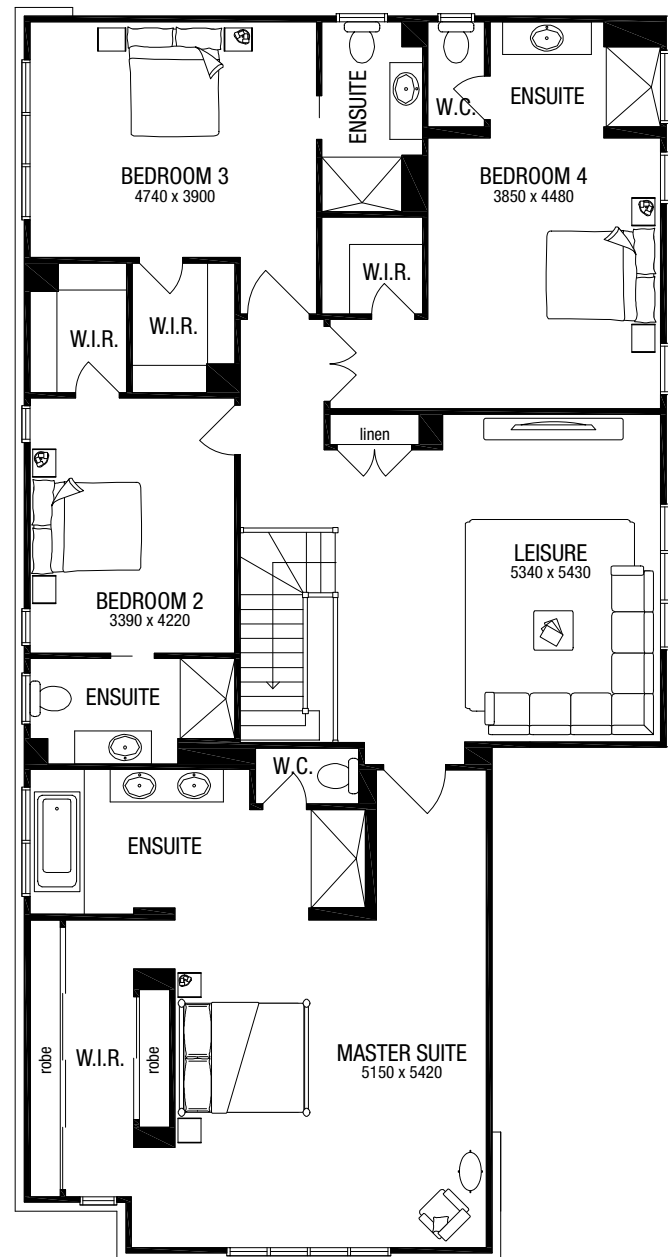
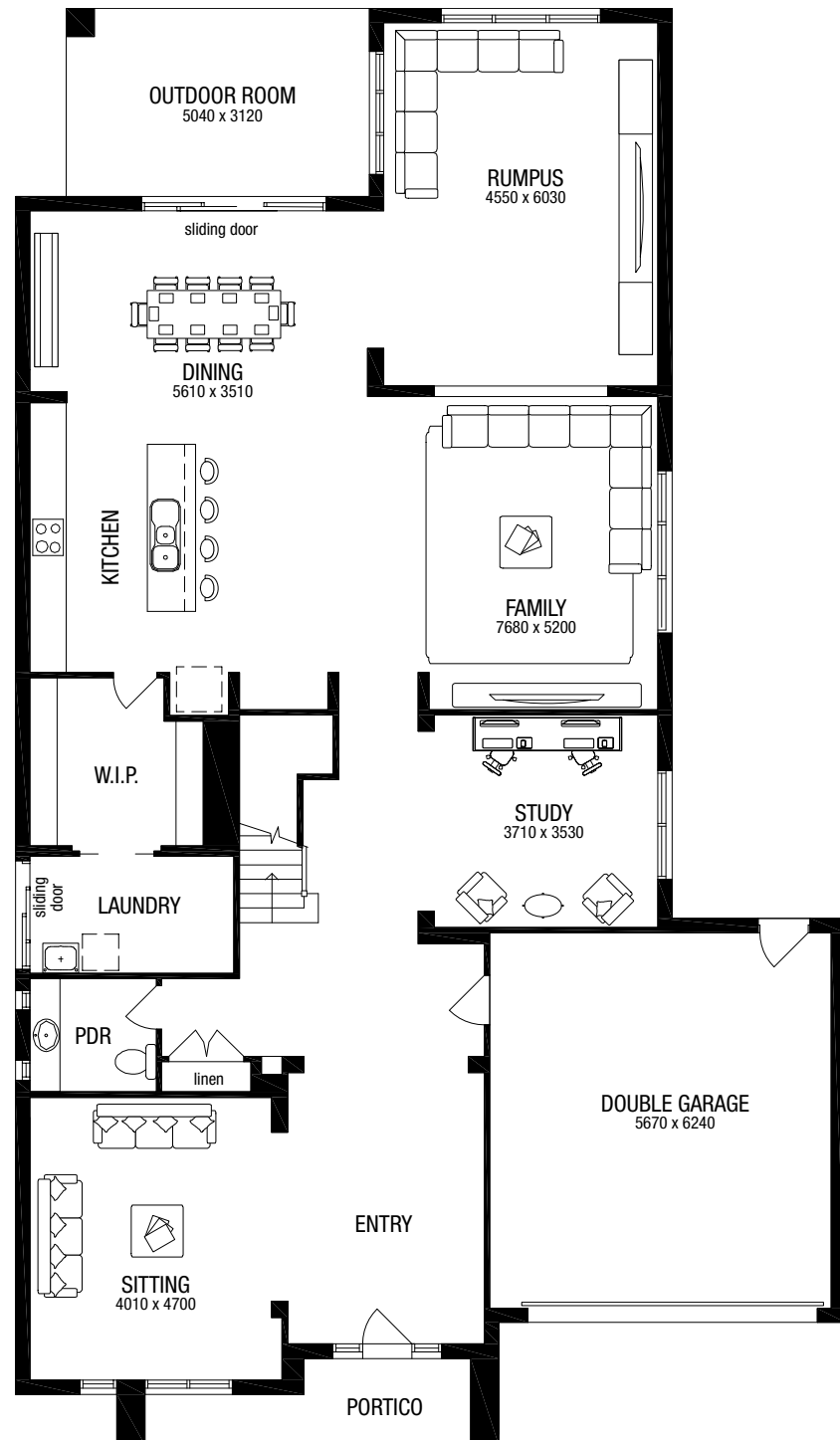
🛏️ 4 | 🚿 4 | 🛋️ 4 | 🚗 2

POPULAR DESIGN OPTIONS

- Add a family bathroom in place of Ensuites
 - Add a 5th Bedroom to First Floor with no Ensuites
 - Create a Guest Bedroom to Ground Floor
- Talk to a New Home Advisor for available options.

Area	Squares		m ²
House		43.69	405.91
Garage		4.19	38.93
Outdoor Room		1.69	15.72
Portico		0.78	7.28
Total Area		50.36	467.84
House Width	13.79m	House Length	23.87m
Min. Block Width	16m	Min. Block Depth	32m

Floorplan shown based on Aspire facade. *Subject to façade style, orientation and fall of land and developer and council guidelines



Glendale 45A

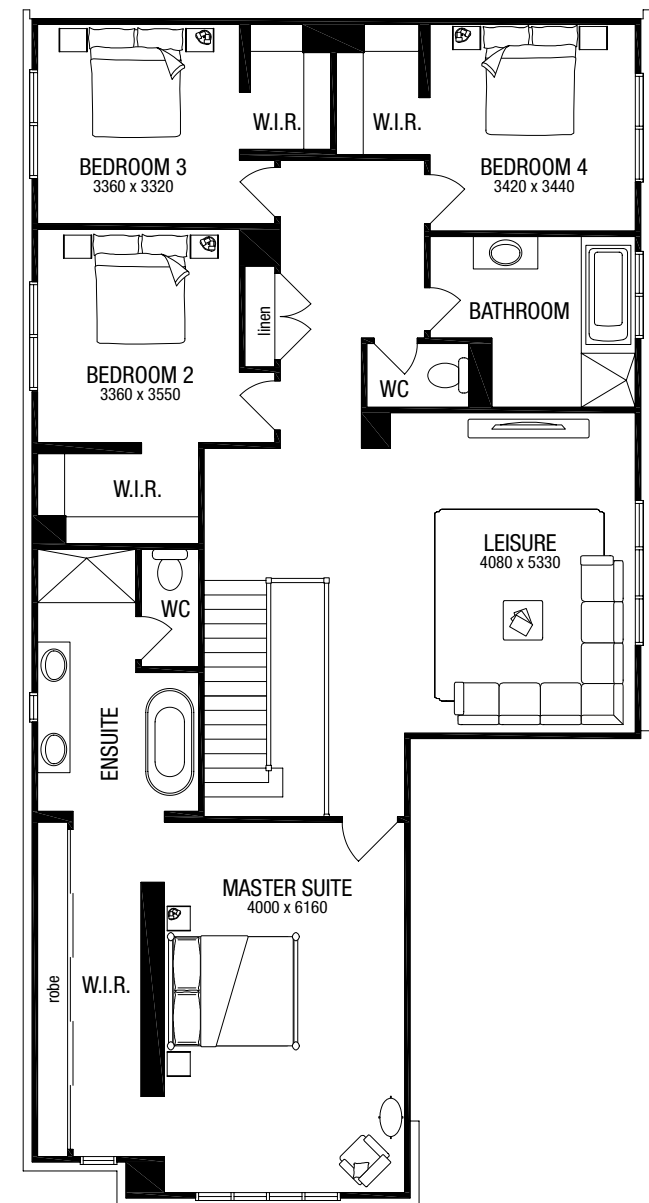
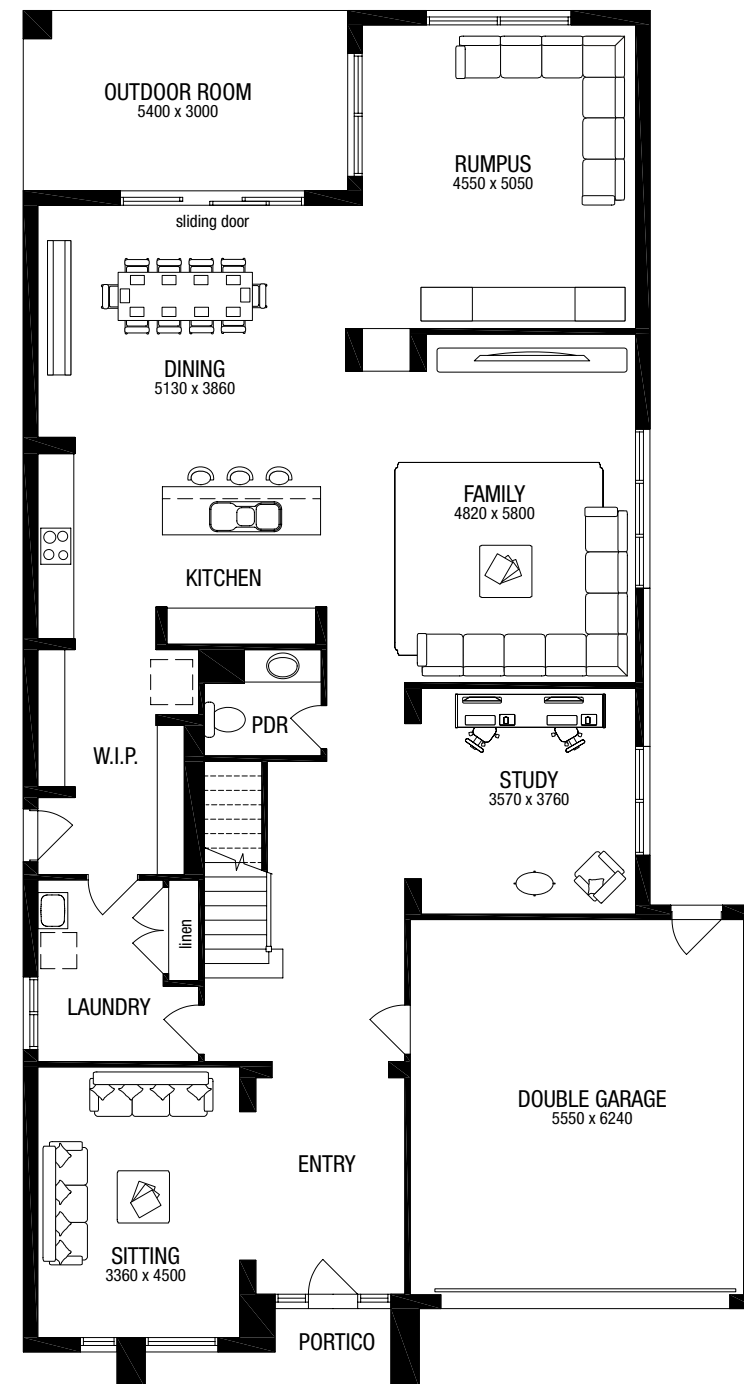
🛏️ 4 | 🚿 2 | 🪑 4 | 🚗 2

POPULAR DESIGN OPTIONS

- Create a Guest Bedroom to First Floor
- Talk to a New Home Advisor for available options.

Area	Squares		m ²
House		38.81	360.50
Garage		4.08	37.89
Outdoor Room		1.74	16.20
Portico		0.51	4.75
Total Area		45.14	419.34
House Width	12.23m	House Length	22.91m
Min. Block Width	14m'	Min. Block Depth	30m'

Floorplan shown based on Aspire facade. *Subject to façade style, orientation and fall of land and developer and council guidelines.



Glendale 45

5 | 2 | 4 | 2

- POPULAR DESIGN OPTIONS
- Create a Master Suite to Ground Floor
 - Add a 6th Bedroom in place of Leisure
 - Add Ensuites to all Bedrooms
- Talk to a New Home Advisor for available options.

Area		Squares	m²
House		38.65	359.05
Garage		4.16	38.67
Outdoor Room		1.74	16.20
Portico		0.50	4.59
Total Area		45.05	418.51
House Width	12.23m	House Length	22.91m
Min. Block Width	14m	Min. Block Depth	30m

Floorplan shown based on Aspire facade. *Subject to façade style, orientation and fall of land and developer and council guidelines.

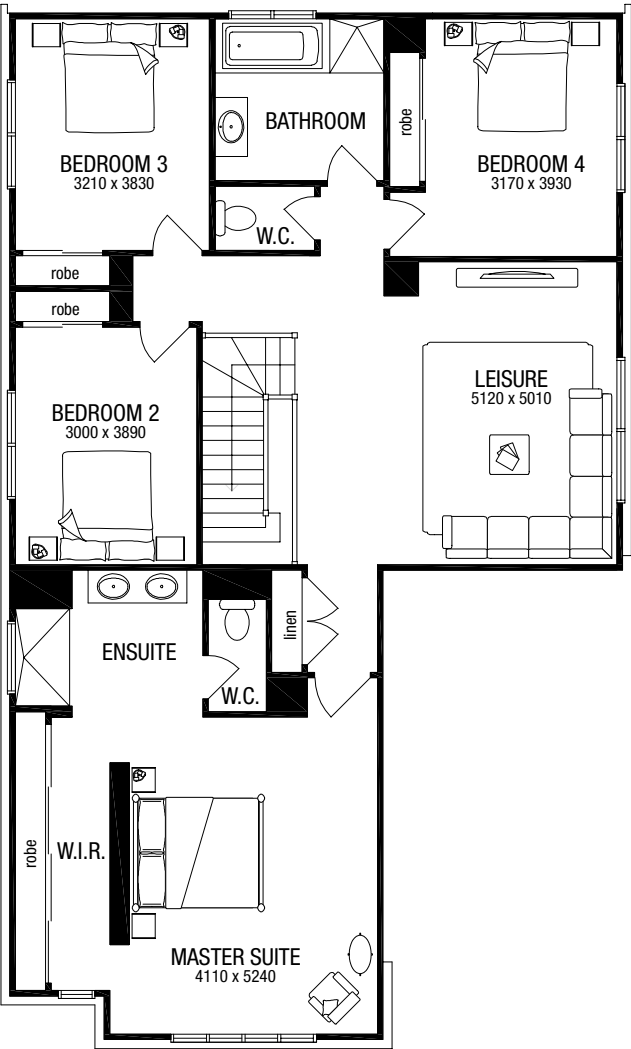
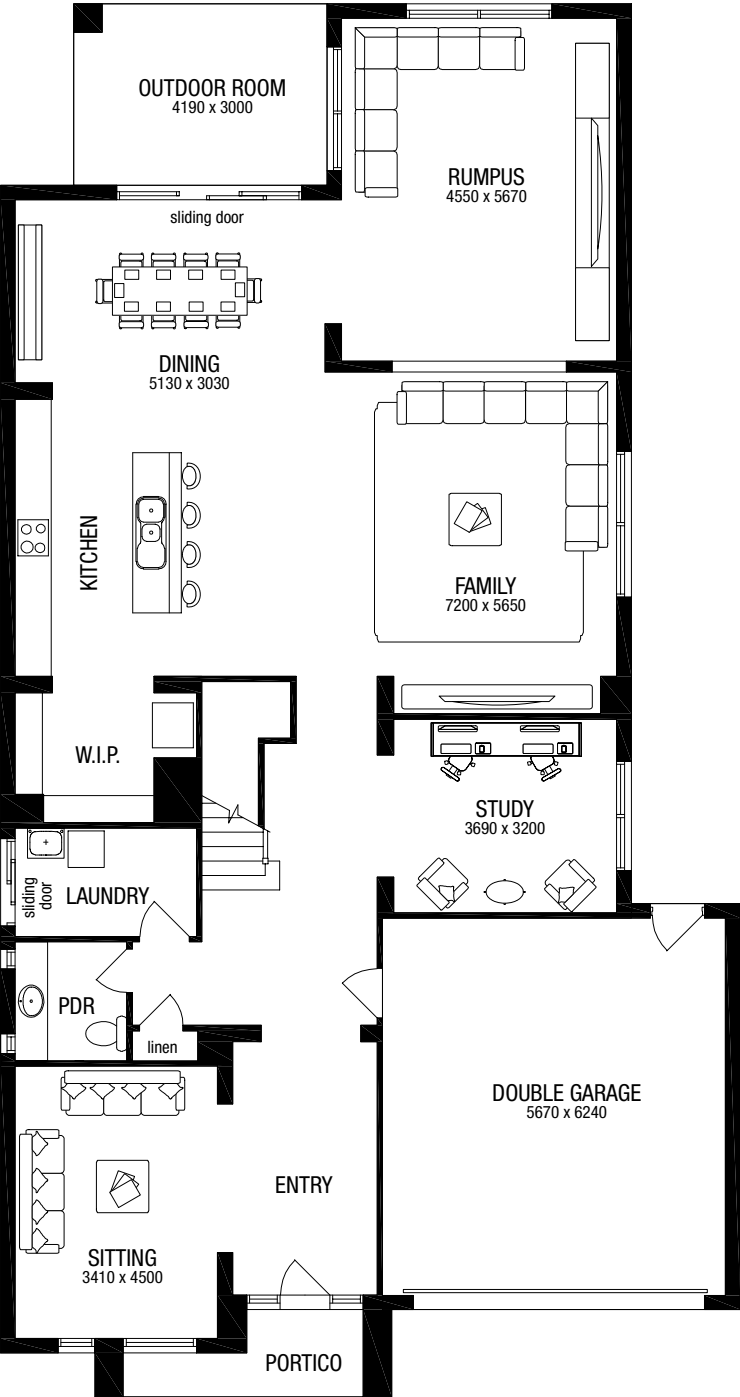
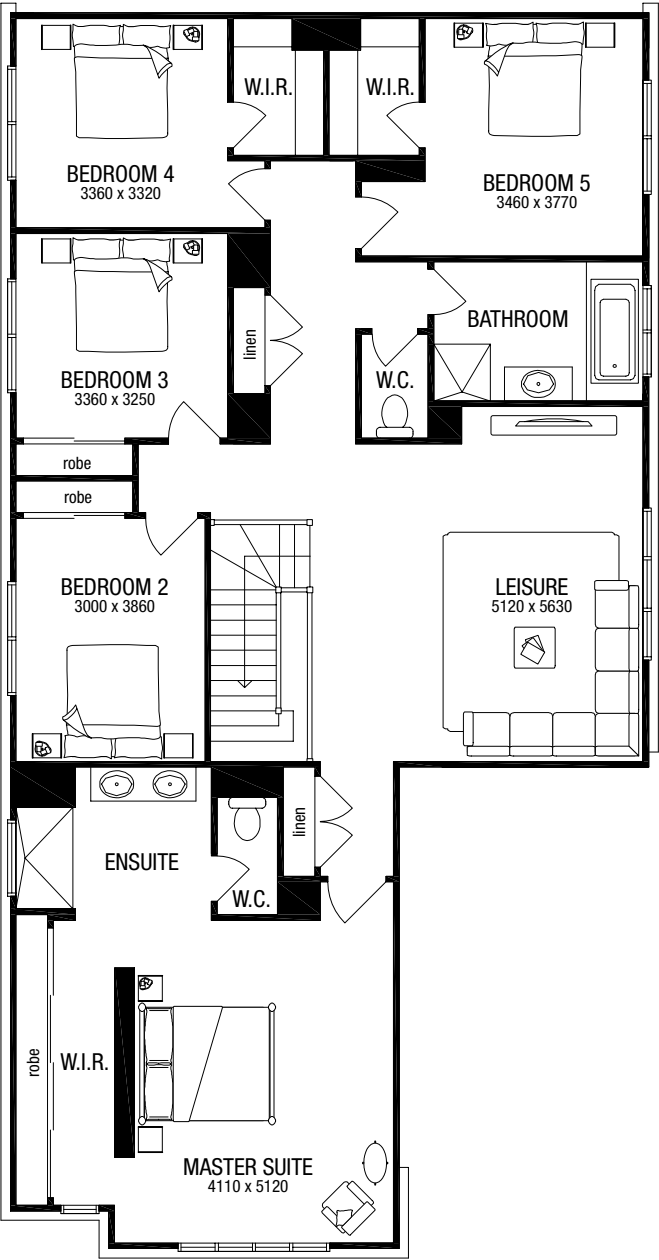
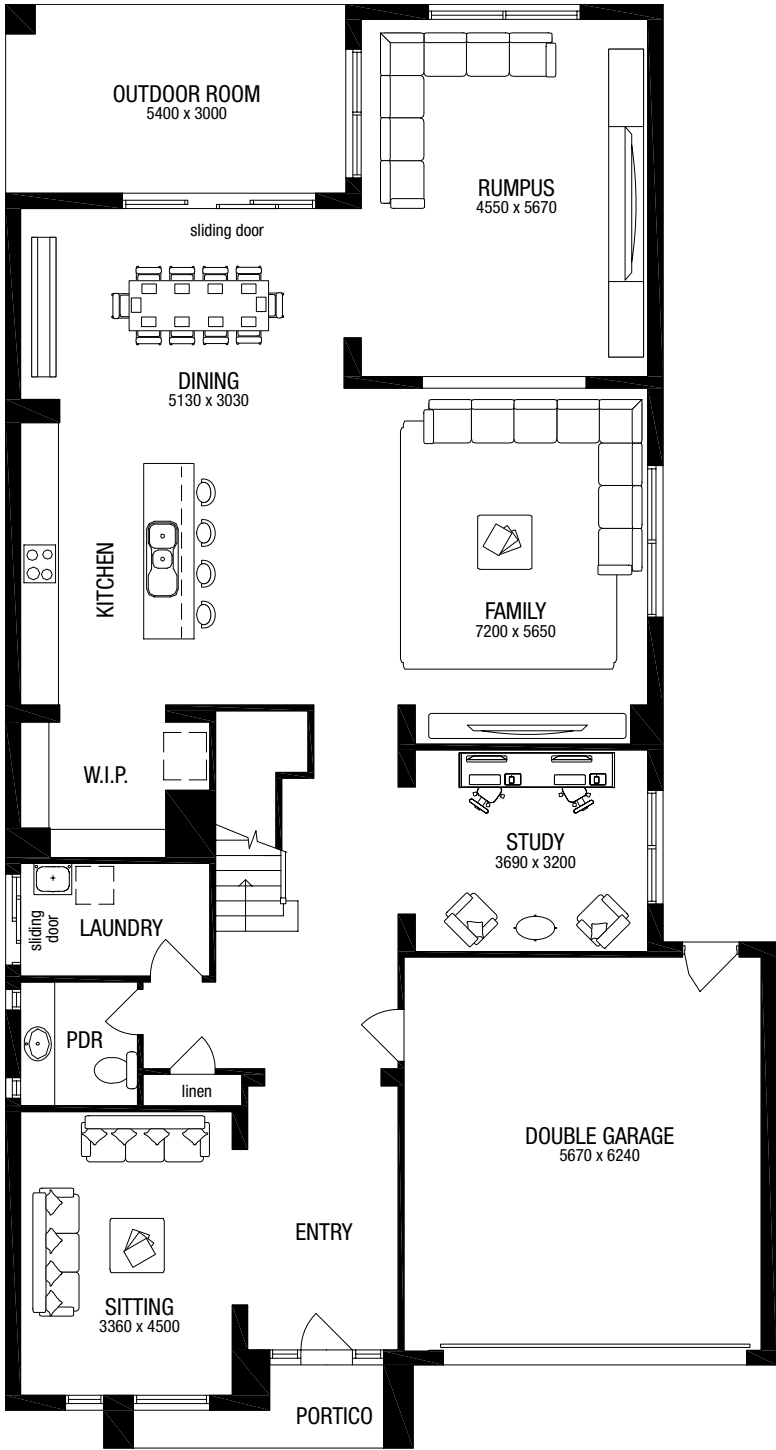
Glendale 42

4 | 2 | 4 | 2

- POPULAR DESIGN OPTIONS
- Add Ensuites to all Bedrooms
 - Add a 5th Bedroom in place of Leisure
 - Create a Guest Bedroom to Ground Floor
- Talk to a New Home Advisor for available options.

Area		Squares		m²	
House		35.58		330.51	
Garage		4.16		38.67	
Outdoor Room		1.35		12.57	
Portico		0.57		5.26	
Total Area		41.66		387.01	
House Width		12.23m	House Length		23.03m
Min. Block Width		14m	Min. Block Depth		32m

Floorplan shown based on Aspire facade. *Subject to façade style, orientation and fall of land and developer and council guidelines.



Glendale 39

4 bedrooms | 2 bathrooms | 3 porticos | 2 carports

- POPULAR DESIGN OPTIONS
- Add a Rumpus and Grand Outdoor Room
 - Create a Guest Bedroom to Ground Floor
 - Add a 5th Bedroom over Garage
- Talk to a New Home Advisor for available options.

Area		Squares	m²
House		31.91	296.44
Garage		4.16	38.67
Outdoor Room		2.11	19.64
Portico		0.53	4.96
Total Area		38.72	359.71
House Width	12.23m	House Length	20.51m
Min. Block Width	14m	Min. Block Depth	28m

Floorplan shown based on Aspire facade. *Subject to façade style, orientation and fall of land and developer and council guidelines.

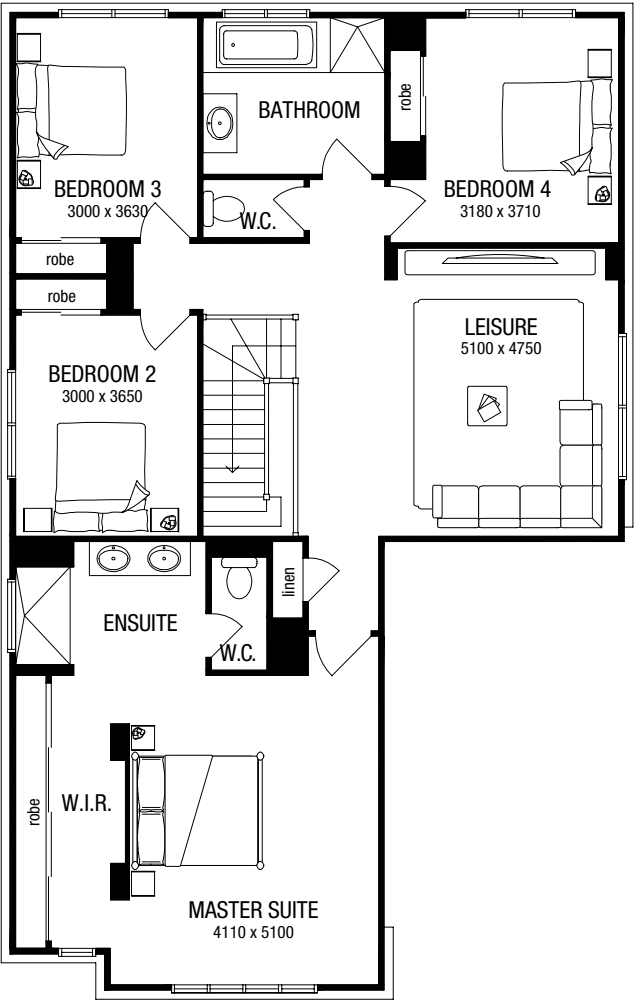
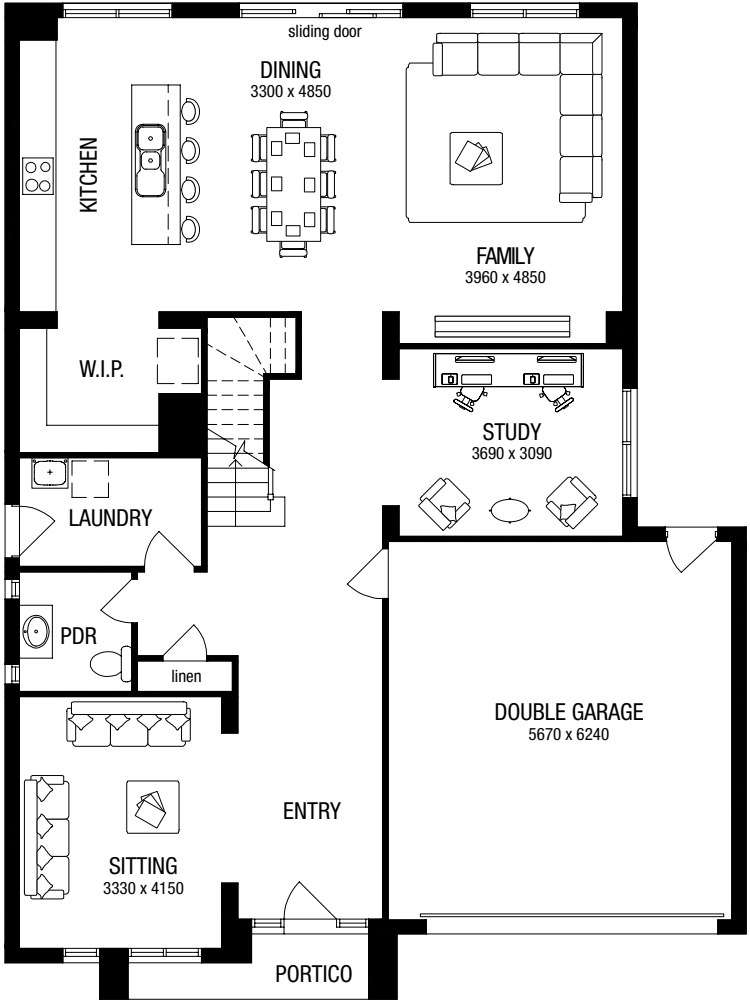
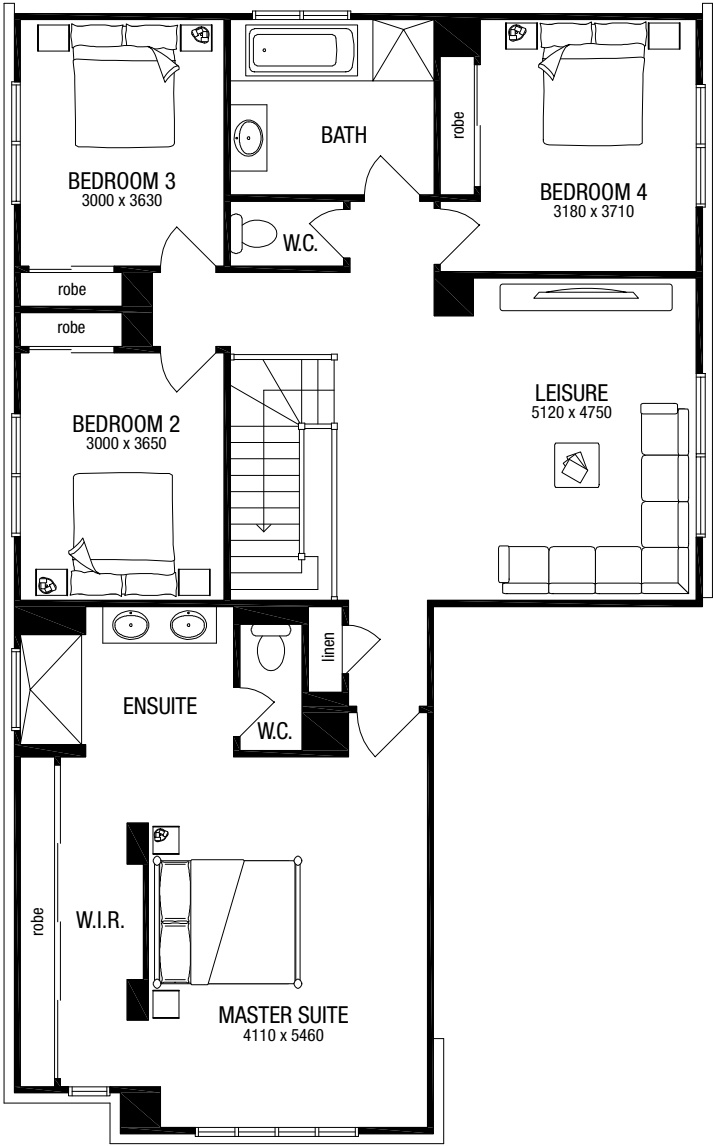
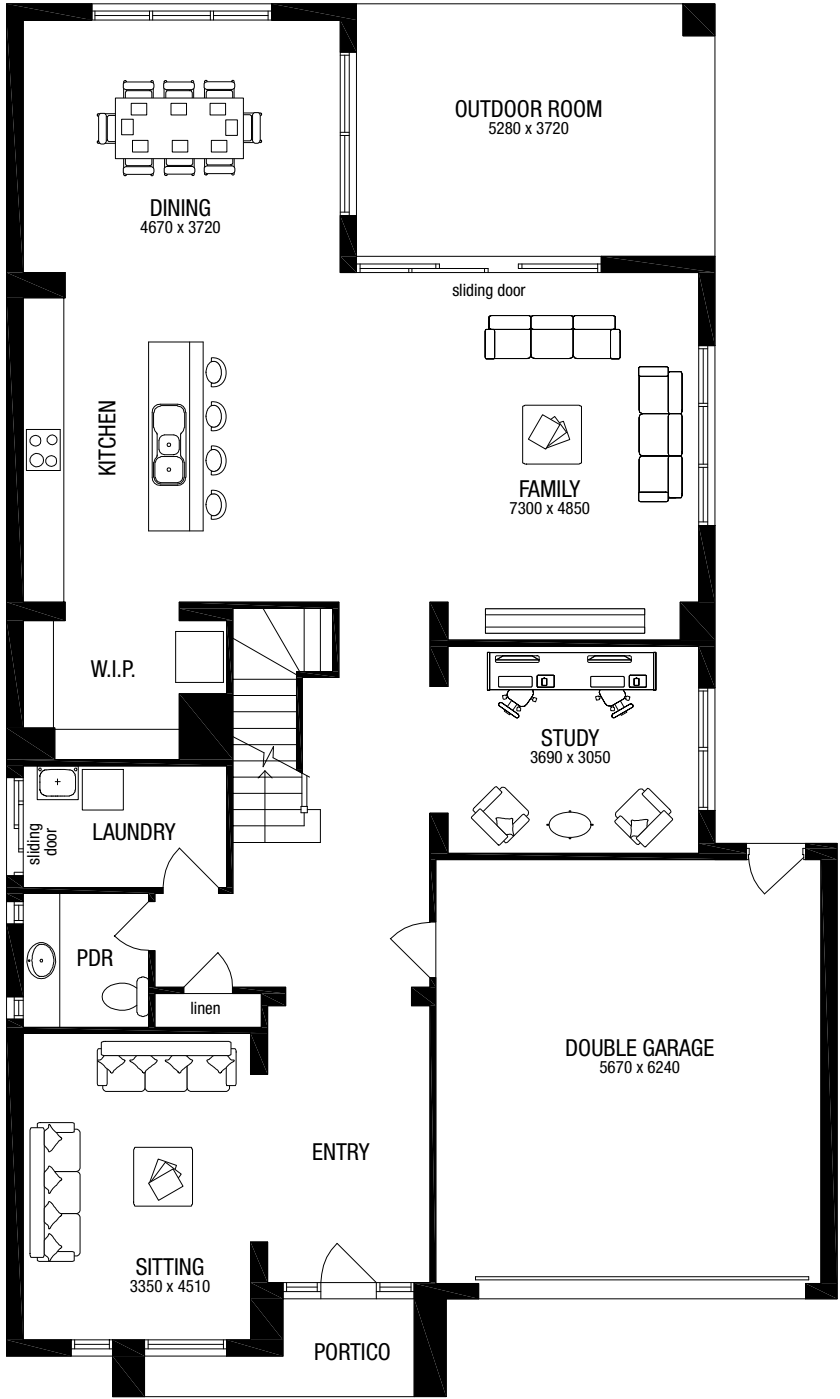
Glendale 34MK2

4 bedrooms | 2 bathrooms | 3 porticos | 2 carports

- POPULAR DESIGN OPTIONS
- Add a Rumpus and Grand Outdoor Room
 - Create a Guest Bedroom to Ground Floor
 - Add a 5th Bedroom over Garage
- Talk to a New Home Advisor for available options.

Area		Squares	m²
House		29.60	275.00
Garage		4.16	38.67
Portico		0.44	4.10
Total Area		34.21	317.77
House Width	12.23m	House Length	16.43m
Min. Block Width	14m	Min. Block Depth	25m

Floorplan shown based on Aspire facade. *Subject to façade style, orientation and fall of land and developer and council guidelines.



Glendale facade styles

Façades shown are based on Glendale 39, 42 & 45. Façade images pictured contain upgrade items above standard specification and will incur additional costs. These items include feature render and bricks, timber windows and garage doors, feature tiling, COLORBOND® roof, exterior lighting, brick infills above garage, front entry doors, decking and driveways.

For further details on facades please talk to a New Home Advisor.



Glendale 42 Princeton



Glendale 45 Yale



Glendale 45 Como



Glendale 39 Peninsula



Glendale 45 Contemporary



Glendale 45 Deakin



Glendale 45 Aspire



Glendale 45 Clarion

Glendale facade styles

Façades shown are based on Glendale 45. Façade images pictured contain upgrade items above standard specification and will incur additional costs. These items include feature render and bricks, timber windows and garage doors, feature tiling, COLORBOND® roof, exterior lighting, brick infills above garage, front entry doors, decking and driveways.

For further details on facades please talk to a New Home Advisor.



Glendale 45 Loft



Glendale 45 Isla



Glendale 45 Chateau



Glendale 45 Alpine



Hansen 23

3 | 2 | 1 | 2

DESIGN OPTIONS

Talk to a New Home Advisor for available options.

Area		Squares	m²
House		18.60	172.83
Garage		3.86	35.82
Portico		0.46	4.26
Total Area		22.92	212.91
House Width	9.11m	House Length	16.31m
Min. Block Width	10.5m	Min. Block Depth	21m

Floorplan shown based on Aspire facade. *Subject to façade style, orientation and fall of land and developer and council guidelines.

Hansen 23MK2

4 | 2 | 2 | 2

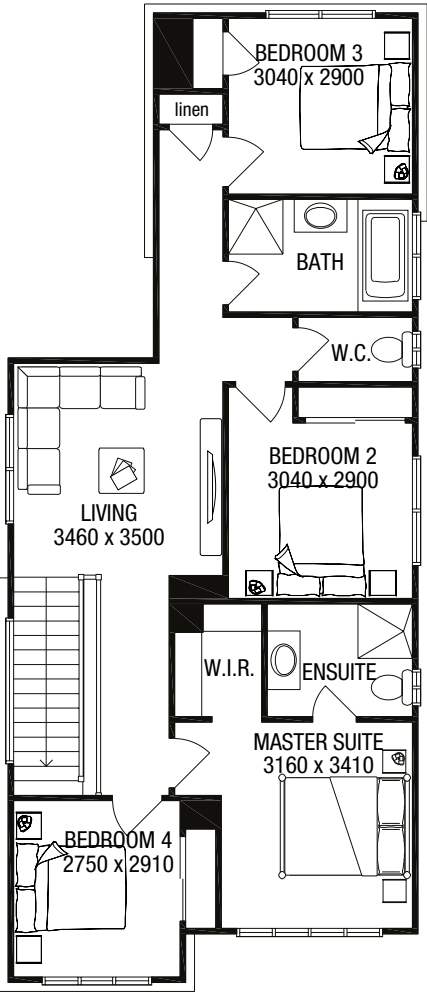
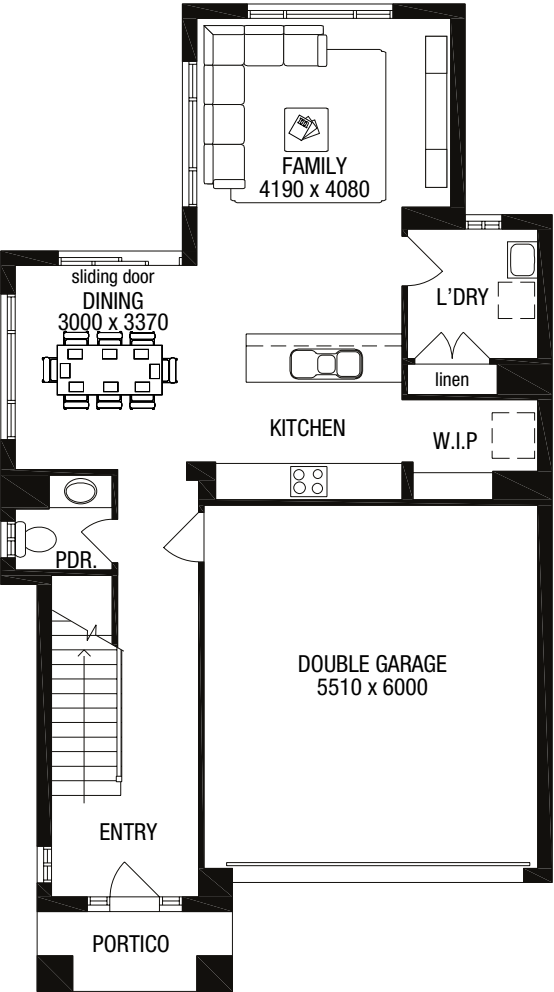
POPULAR DESIGN OPTIONS

- Add a 4th Bedroom

Talk to a New Home Advisor for available options.

Area		Squares	m²
House		18.6	172.77
Garage		3.86	35.82
Portico		0.45	4.26
Total Area		22.91	212.85
House Width	9.11m	House Length	16.31m
Min. Block Width	10.5m	Min. Block Depth	21m

Floorplan shown based on Aspire facade. *Subject to façade style, orientation and fall of land and developer and council guidelines.



Hansen facade styles

Façades shown are based on Hansen 23. Façade images pictured contain upgrade items above standard specification and will incur additional costs. These items include feature render and bricks, timber windows and garage doors, feature tiling, COLORBOND® roof, exterior lighting, brick infills above garage, front entry doors, decking and driveways.

For further details on facades please talk to a New Home Advisor.



Hansen 23 Nordic



Hansen 23 Yale



Hansen 23 Cube



Hansen 23 Metro



Hansen 23 Clarion



Hansen 23 Deakin



Hansen 23 Aspire



Hansen 23 Loft

Flexible family living

This all-new design truly is a home that delivers space, space, space. From the impressive portico entrance that opens to a luxurious sitting room/study, to the upstairs leisure area, spacious bedrooms and a Master suite with a huge walk-in robe and resort style ensuite, this is a true family home that celebrates life. Just choose the size that suits you and your block.

🛏️ 4 | 🌧️ 2 | 🛋️ 3 | 🚗 2

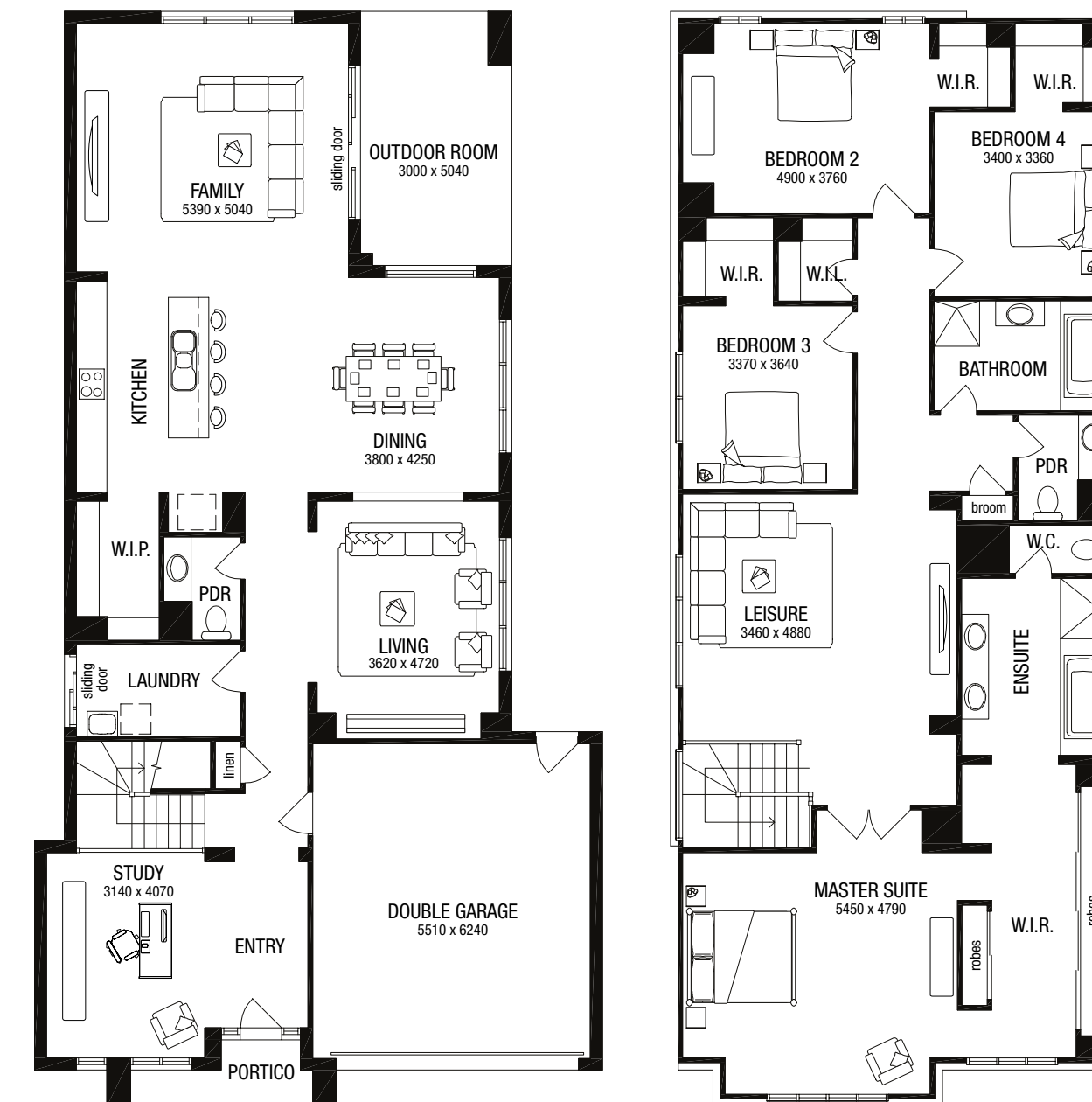
Area		Squares	m²
House		35.93	333.83
Garage		4.07	37.78
Outdoor Room		1.62	15.06
Portico		0.45	4.22
Total Area		42.08	390.89
House Width	11.27m	House Length	21.71m
Min. Block Width	12.5m	Min. Block Depth	30m

POPULAR DESIGN OPTIONS

- Add a Shower to Powder Room
- Add a 5th Bedroom
- Add Ensuite to all Bedrooms

Talk to a New Home Advisor for available options.

Floorplan shown based on Aspire facade. *Subject to façade style, orientation and fall of land and developer and council guidelines.



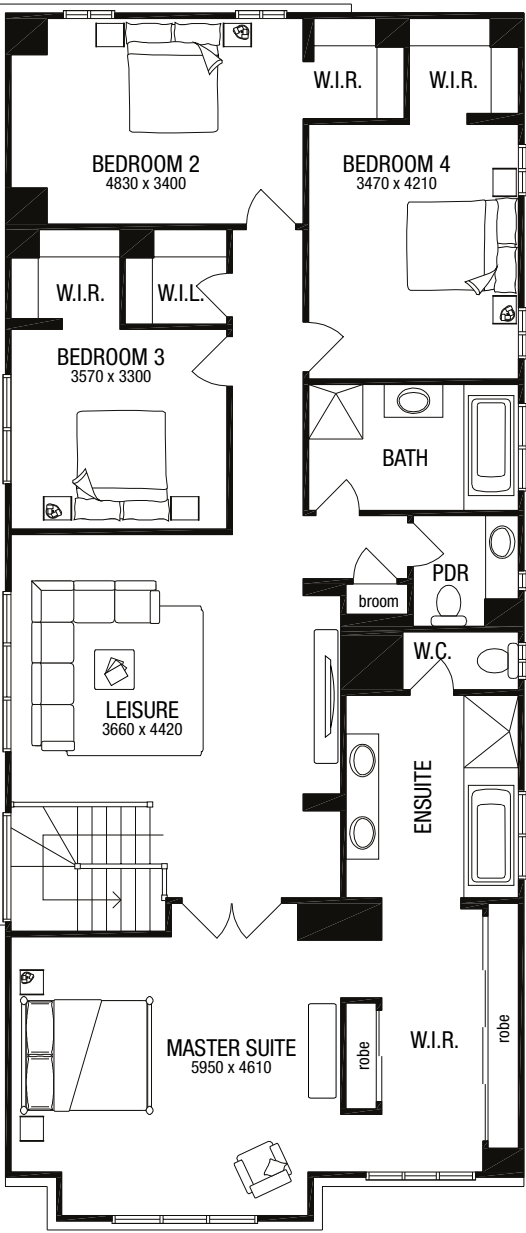
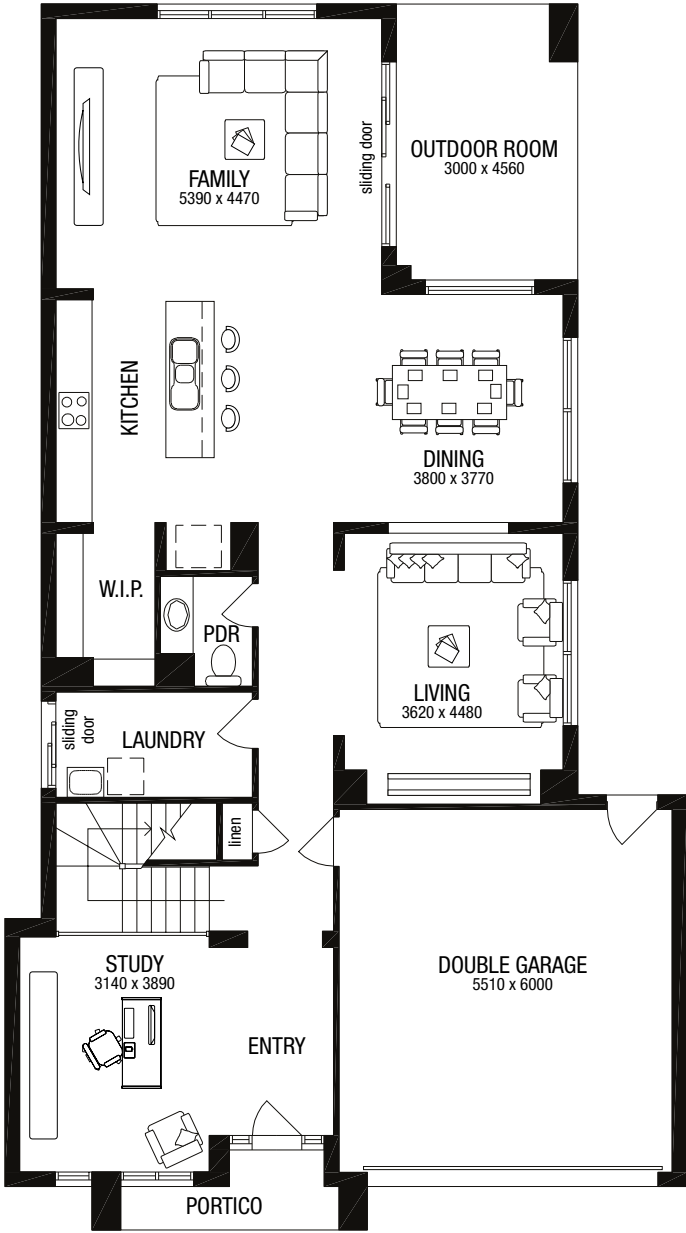
Marion 39

4 | 2 | 3 | 2

- POPULAR DESIGN OPTIONS
- Add a Rumpus Room
 - Reverse the First Floor and Front of home
 - Add 5th Bedroom
- Talk to a New Home Advisor for available options.

Area		Squares	m²
House		33.38	310.12
Garage		3.92	36.40
Outdoor Room		1.47	13.62
Portico		0.45	4.22
Total Area		39.22	364.36
House Width	11.27m	House Length	20.27m
Min. Block Width	12.5m*	Min. Block Depth	28m*

Floorplan shown based on Aspire facade. *Subject to façade style, orientation and fall of land and developer and council guidelines.



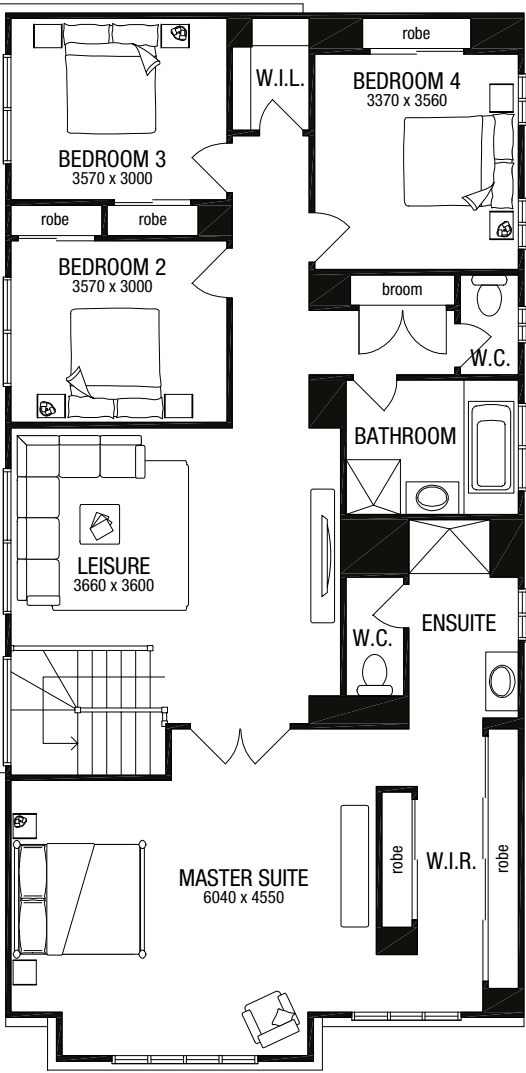
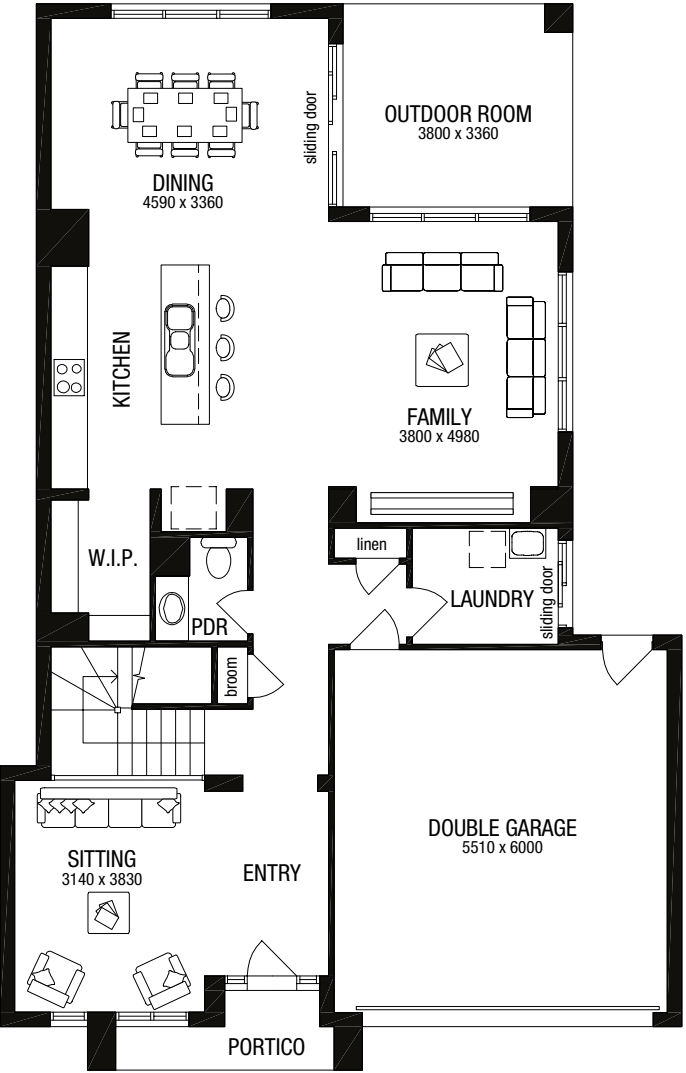
Marion 34

4 | 2 | 3 | 2

- POPULAR DESIGN OPTIONS
- Move Master Suite to Rear & Leisure to Front
 - Add a Rumpus Room
 - Reverse the First Floor and Front of home
- Talk to a New Home Advisor for available options.

Area		Squares	m²
House		28.50	264.75
Garage		3.92	36.40
Outdoor Room		1.38	12.77
Portico		0.45	4.22
Total Area		34.25	318.14
House Width	11.27m	House Length	17.63m
Min. Block Width	12.5m*	Min. Block Depth	25m*

Floorplan shown based on Aspire facade. *Subject to façade style, orientation and fall of land and developer and council guidelines.



Marion facade styles

Façades shown are based on Marion 42. Façade images pictured contain upgrade items above standard specification and will incur additional costs. These items include feature render and bricks, timber windows and garage doors, feature tiling, COLORBOND® roof, exterior lighting, brick infills above garage, front entry doors, decking and driveways.

For further details on facades please talk to a New Home Advisor.



Mason

Stylish and well appointed

The Mason answers your family’s needs and your heart’s desires, perfectly. The Mason’s stunning design will suit even the fussiest of tastes, created to maximise space and provide the utmost quality whilst remaining astonishingly affordable. Boasting four bedrooms plus study, with delightful flourishes everywhere you look, yet only requires a 12.5m frontage. Amazing!

Mason 31

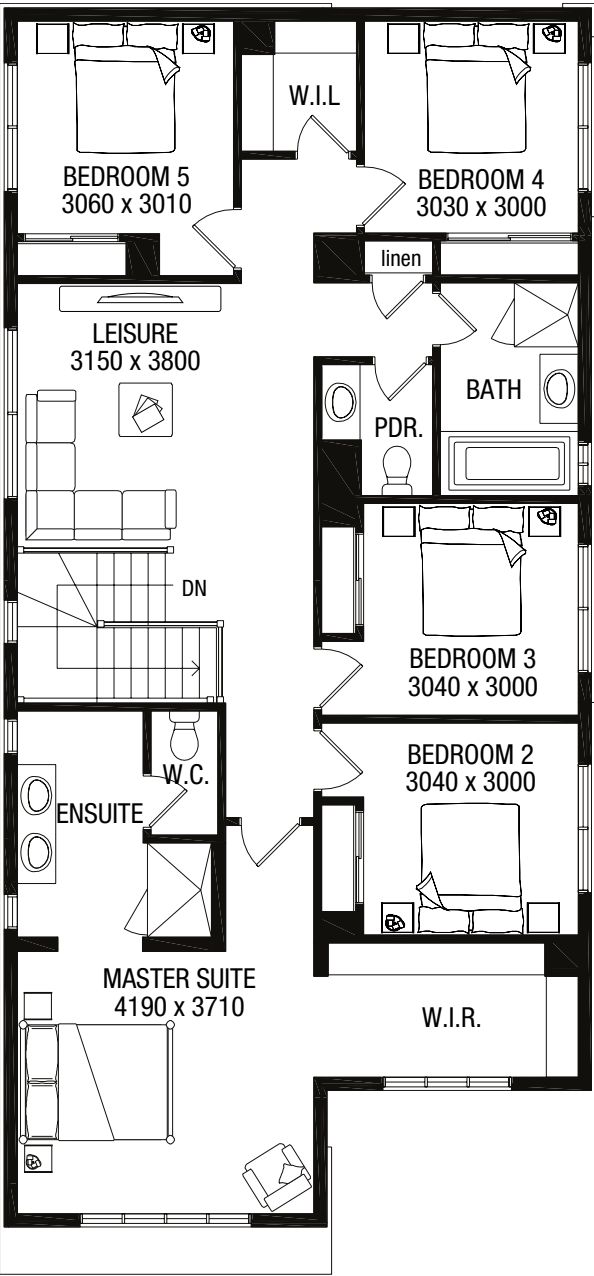
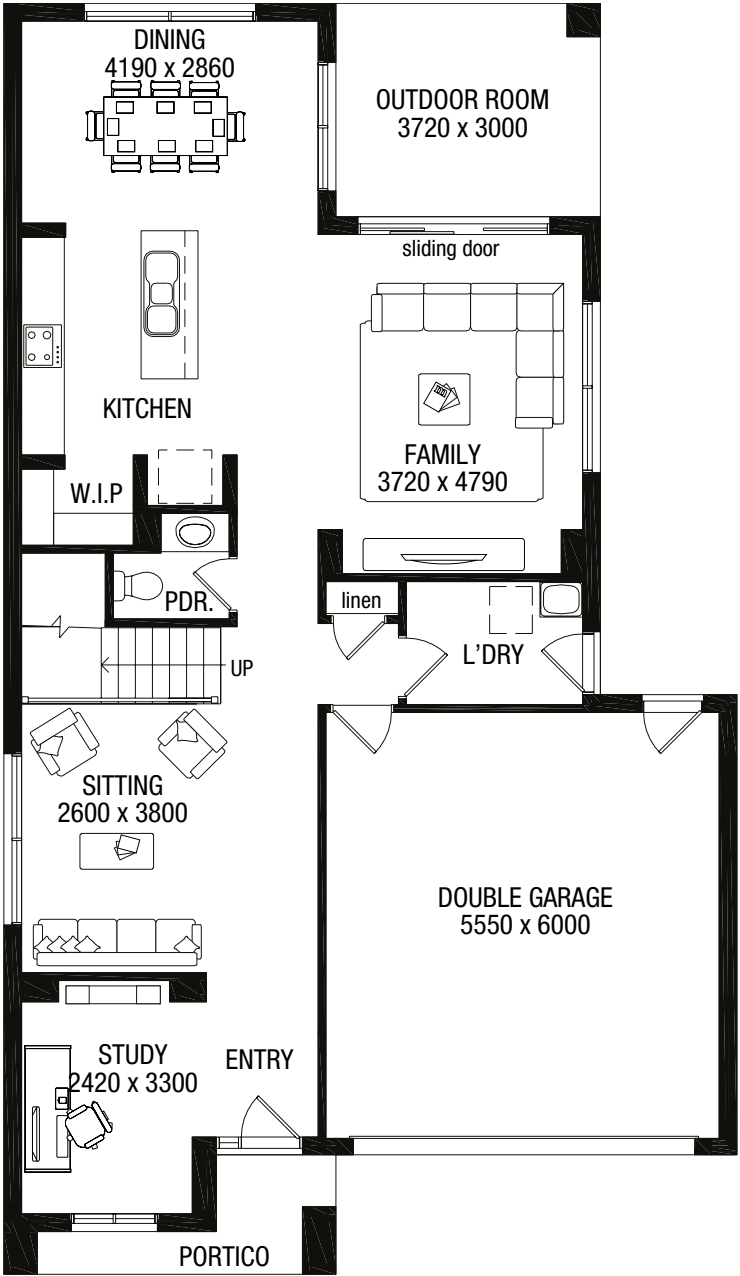
5 | 2 | 3 | 2

POPULAR DESIGN OPTIONS

Talk to a New Home Advisor for available options.

Area		Squares	m²
House		25.67	238.48
Garage		3.93	36.53
Outdoor Room		1.20	11.16
Portico		0.50	4.62
Total Area		31.30	290.79
House Width	10.31m	House Length	17.87m
Min. Block Width	12.5m	Min. Block Depth	25m

Floorplan shown based on Aspire facade. *Subject to façade style, orientation and fall of land and developer and council guidelines.



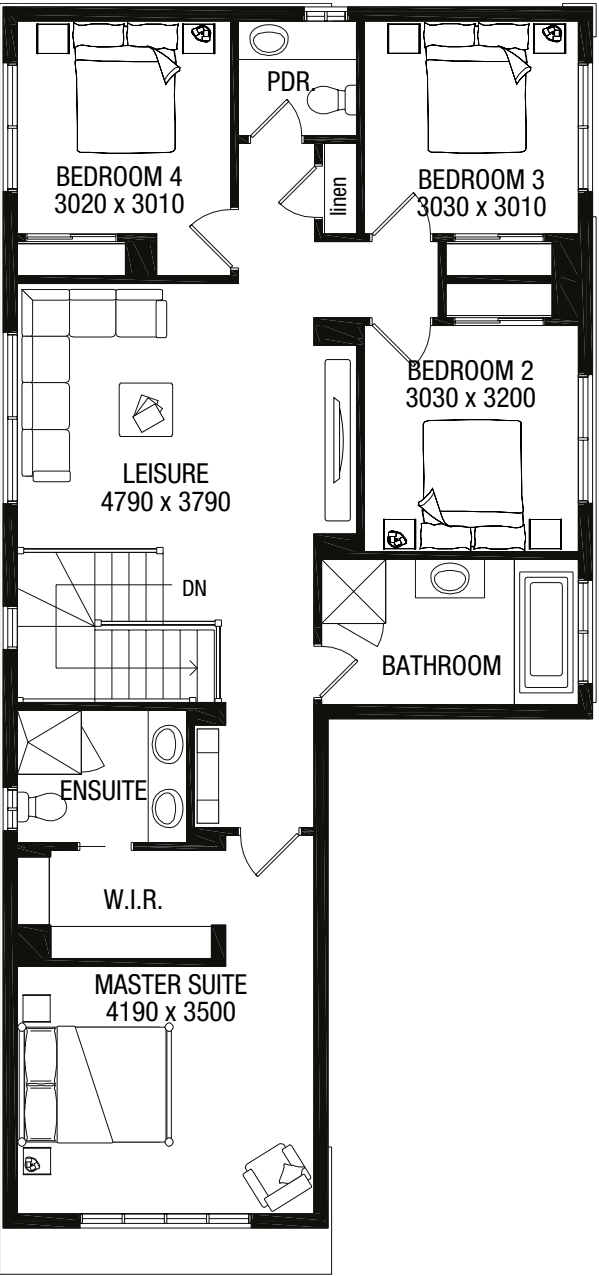
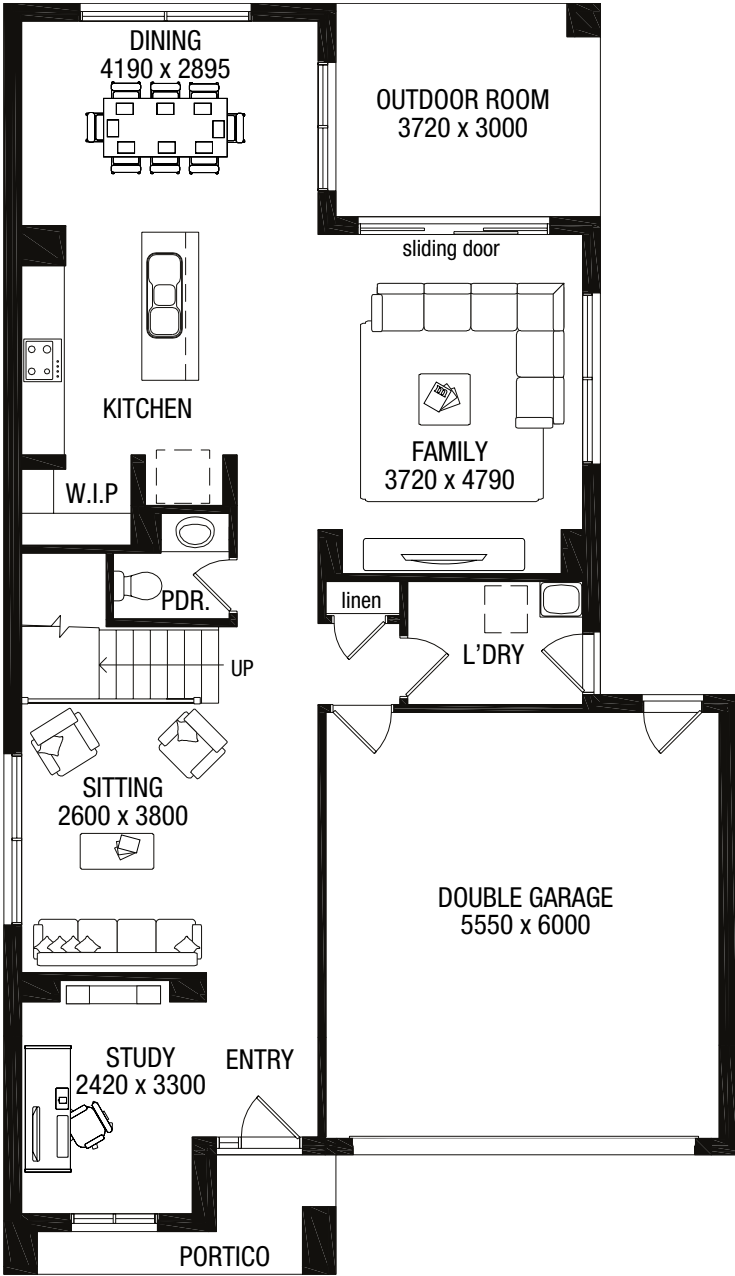
Mason 29MK2

4 | 2 | 3 | 2

POPULAR DESIGN OPTIONS
Talk to a New Home Advisor for available options.

Area		Squares	m²
House		23.58	219.08
Garage		3.93	36.53
Outdoor Room		1.19	11.07
Portico		0.50	4.62
Total Area		29.20	271.30
House Width	10.31m	House Length	17.87m
Min. Block Width	12.5m	Min. Block Depth	25m

Floorplan shown based on Aspire facade. *Subject to façade style, orientation and fall of land and developer and council guidelines.



Mason facade styles

Façades shown are based on Mason 31. Façade images pictured contain upgrade items above standard specification and will incur additional costs. These items include feature render and bricks, timber windows and garage doors, feature tiling, COLORBOND® roof, exterior lighting, brick infills above garage, front entry doors, decking and driveways.

For further details on facades please talk to a New Home Advisor.



Merricks

Thoughtful design elements

This lovely family home is packed with thoughtful design elements. Four substantial bedrooms and ample entertaining areas are complemented by the luxury of a private study at the front of the home, a large sitting room and huge upstairs leisure room. With a walk-in pantry and walk-in linen closet, this is truly a home with everything.

Merricks 43

4 | 2 | 3 | 2

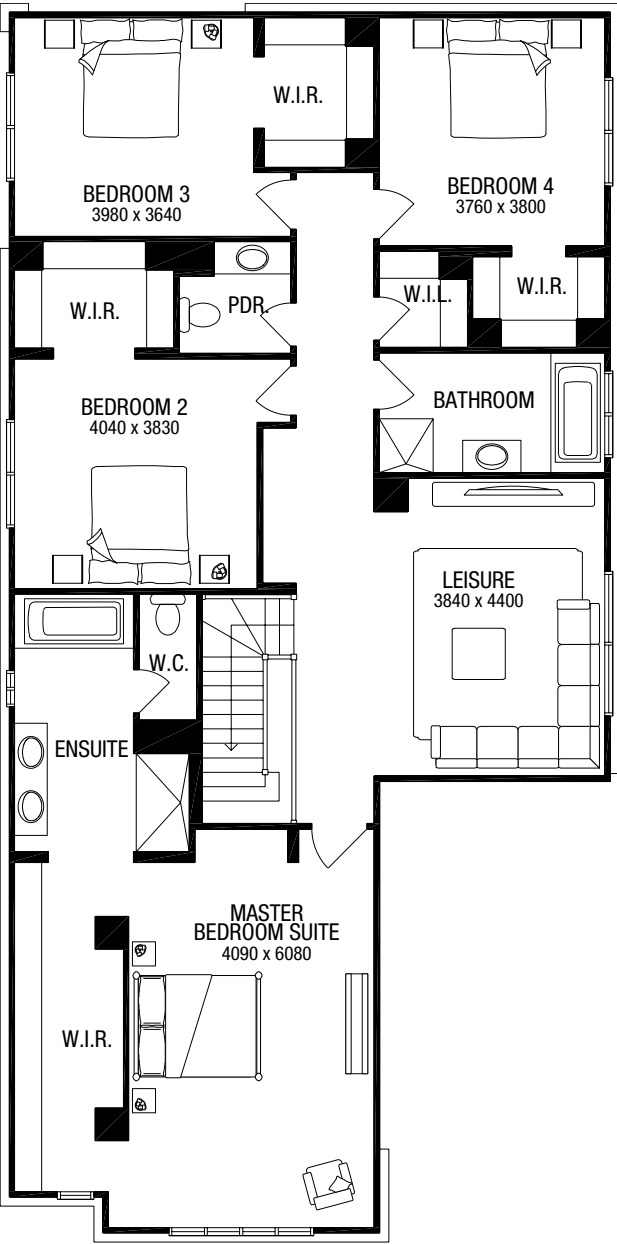
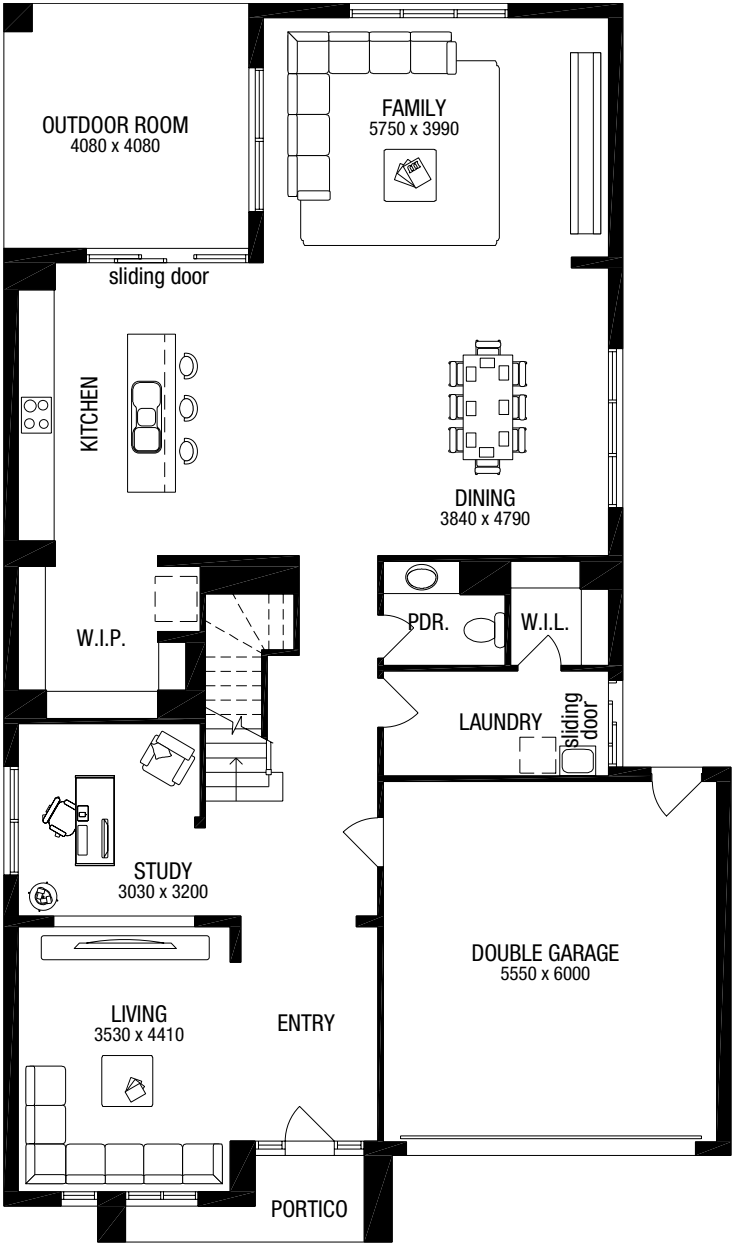
POPULAR DESIGN OPTIONS

- Add a Grand Master Suite over garage
- Add Guest Bedroom to ground floor
- Reverse direction of stairs

Talk to a New Home Advisor for available options.

Area		Squares	m²
House		36.61	340.15
Garage		3.93	36.50
Outdoor Room		1.79	16.65
Portico		0.52	4.86
Total Area		42.86	398.16
House Width	12.11m	House Length	20.63m
Min. Block Width	14m	Min. Block Depth	28m

Floorplan shown based on Aspire facade. *Subject to façade style, orientation and fall of land and developer and council guidelines.



Merricks 42

4 bedrooms | 2 bathrooms | 3 porticos | 2 carports

- POPULAR DESIGN OPTIONS
- Add Ensuites to all Bedrooms
 - Move the Master Suite to Rear with Balcony
 - Create a Guest Bedroom to Ground Floor
- Talk to a New Home Advisor for available options.

Area		Squares	m²
House		35.58	330.56
Garage		3.93	36.50
Outdoor Room		1.95	18.14
Portico		0.49	4.59
Total Area		41.96	389.79
House Width	12.11m	House Length	20.63m
Min. Block Width	14m*	Min. Block Depth	28m*

Floorplan shown based on Aspire facade. *Subject to façade style, orientation and fall of land and developer and council guidelines.

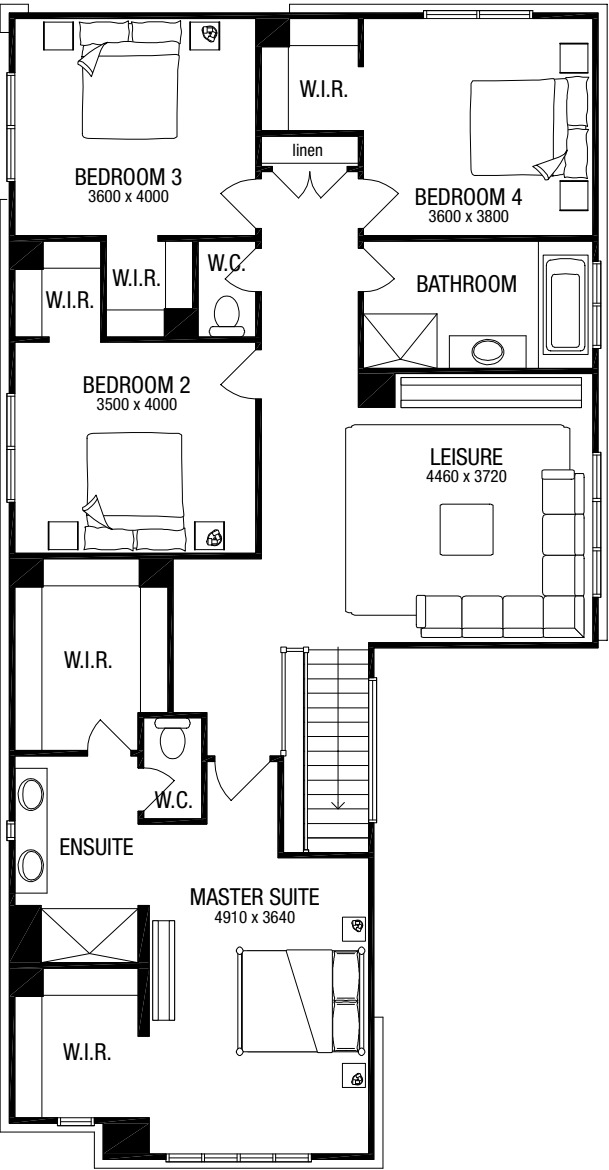
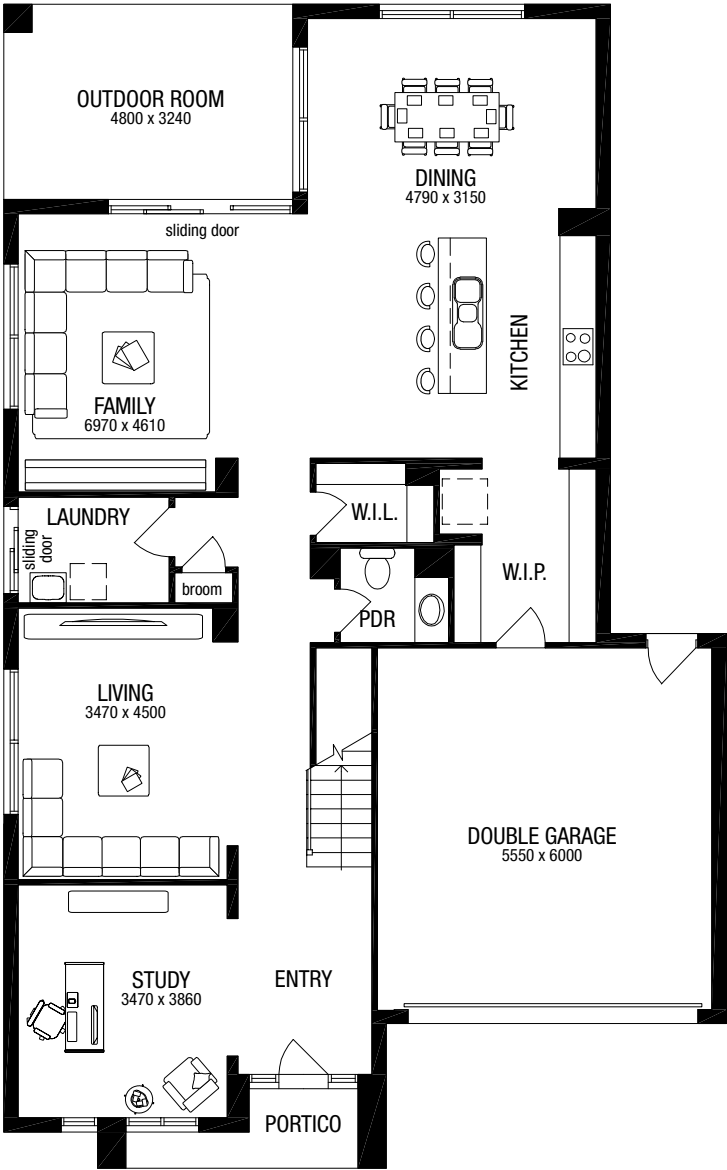
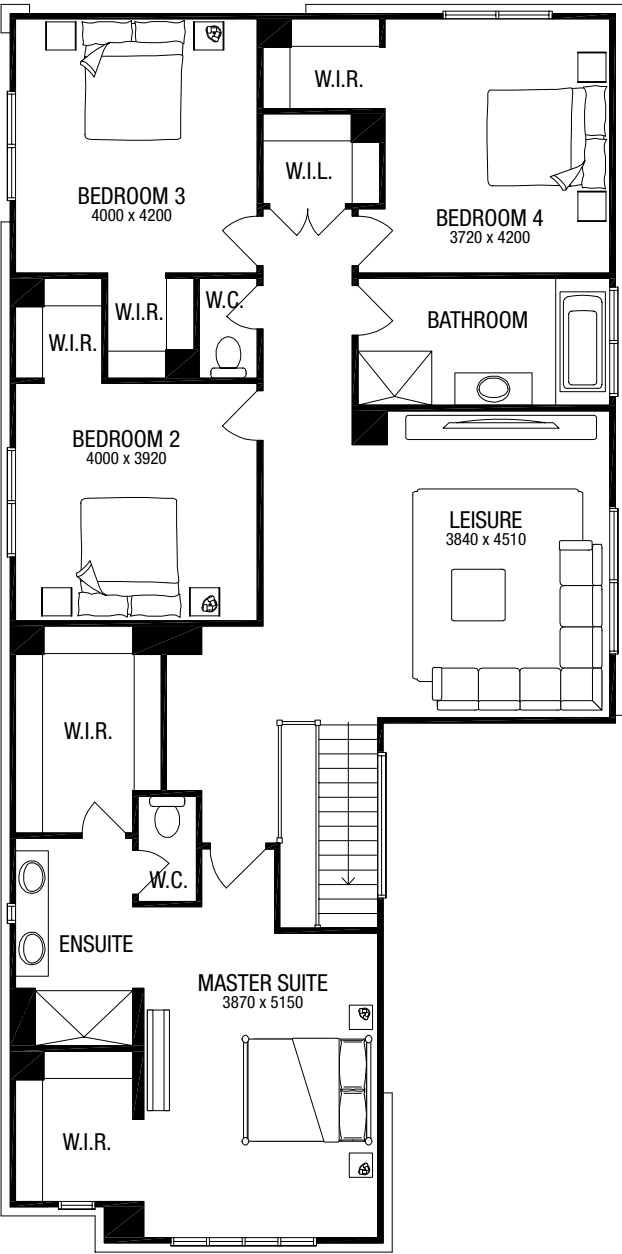
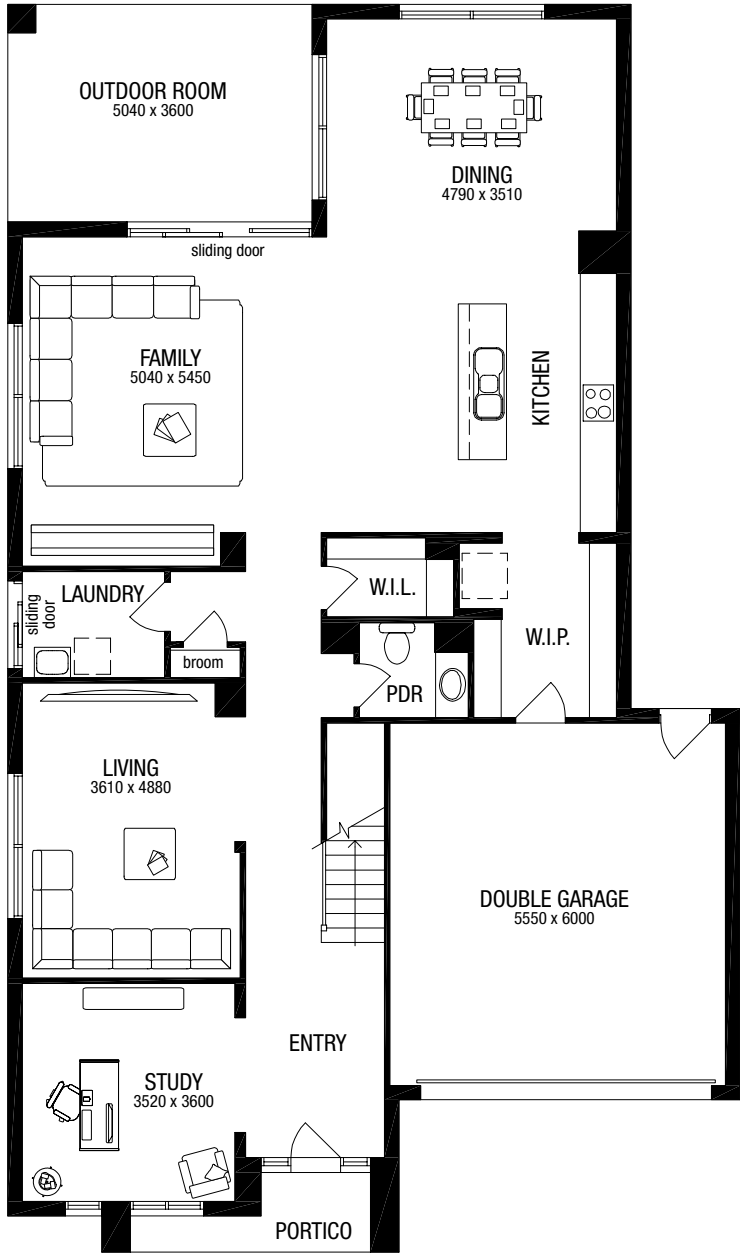
Merricks 38MK2

4 bedrooms | 2 bathrooms | 3 porticos | 2 carports

- POPULAR DESIGN OPTIONS
- Reverse the First Floor and Front of home
 - Add a 5th Bedroom in place of Leisure
 - Add Ensuites to all Bedrooms
- Talk to a New Home Advisor for available options.

Area		Squares	m²
House		32.27	299.82
Garage		3.93	36.53
Outdoor Room		1.67	15.55
Portico		0.49	4.52
Total Area		38.37	356.42
House Width	11.99m	House Length	19.31m
Min. Block Width	14m*	Min. Block Depth	28m*

Floorplan shown based on Aspire facade. *Subject to façade style, orientation and fall of land and developer and council guidelines.



Merricks 37

4 bedrooms | 2 bathrooms | 3 carports | 2 garages

- POPULAR DESIGN OPTIONS
- Reverse the First Floor and Front of home
 - Add a 5th Bedroom in place of Leisure
 - Add a Grand Outdoor Room
- Talk to a New Home Advisor for available options.

Area		Squares	m²
House		30.72	285.38
Garage		3.93	36.53
Outdoor Room		1.67	15.55
Portico		0.49	4.52
Total Area		36.81	341.98
House Width	11.99m	House Length	18.95m
Min. Block Width	14m*	Min. Block Depth	28m*

Floorplan shown based on Aspire facade. *Subject to façade style, orientation and fall of land and developer and council guidelines.

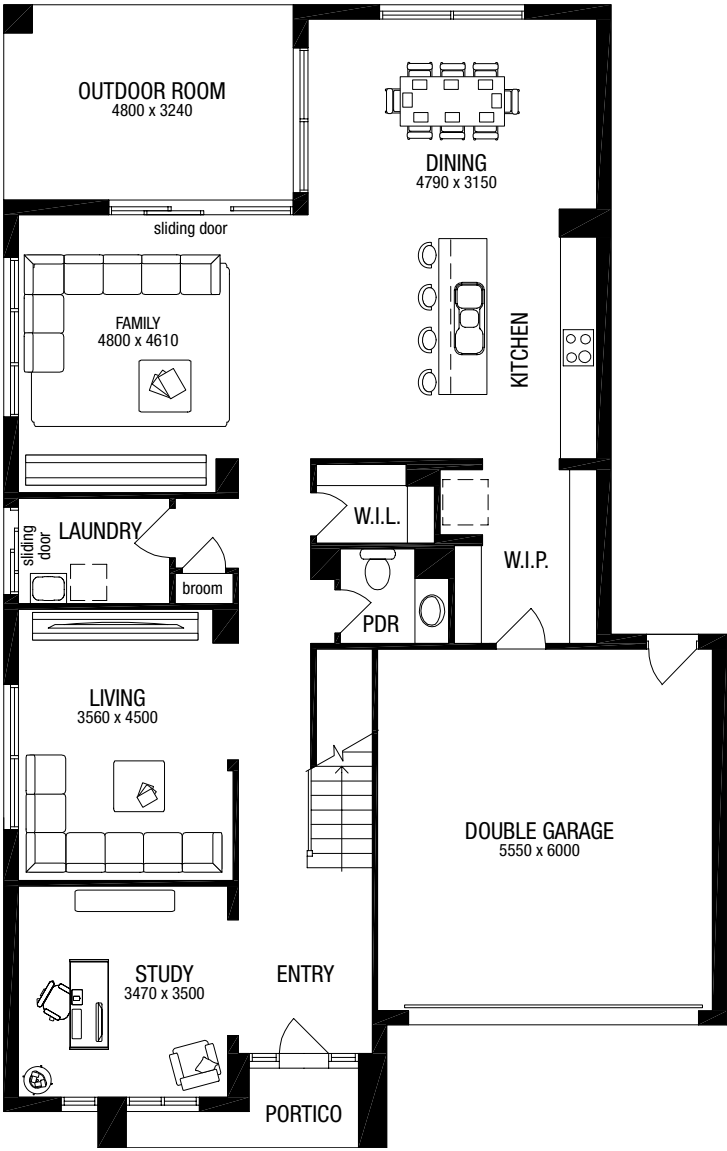
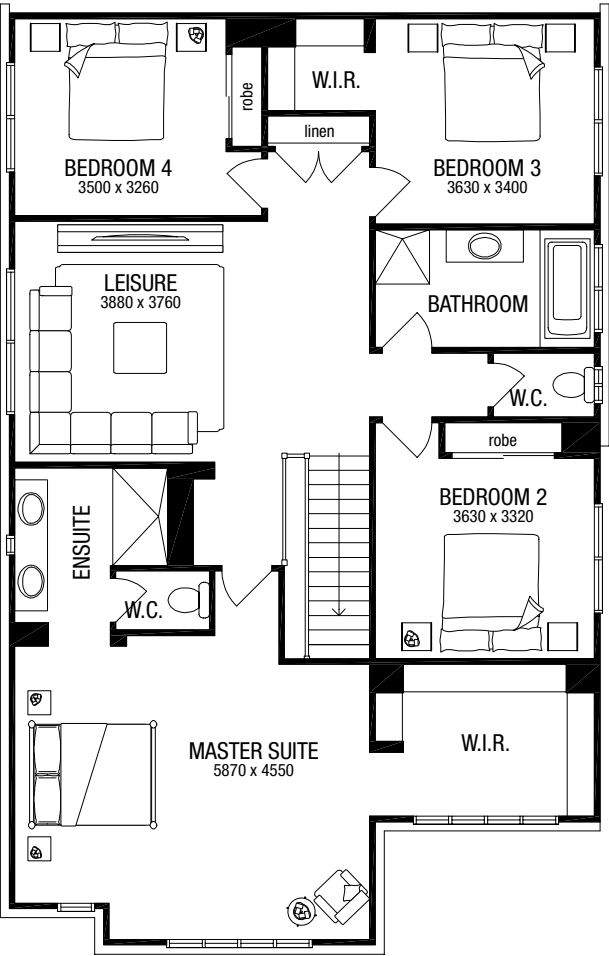
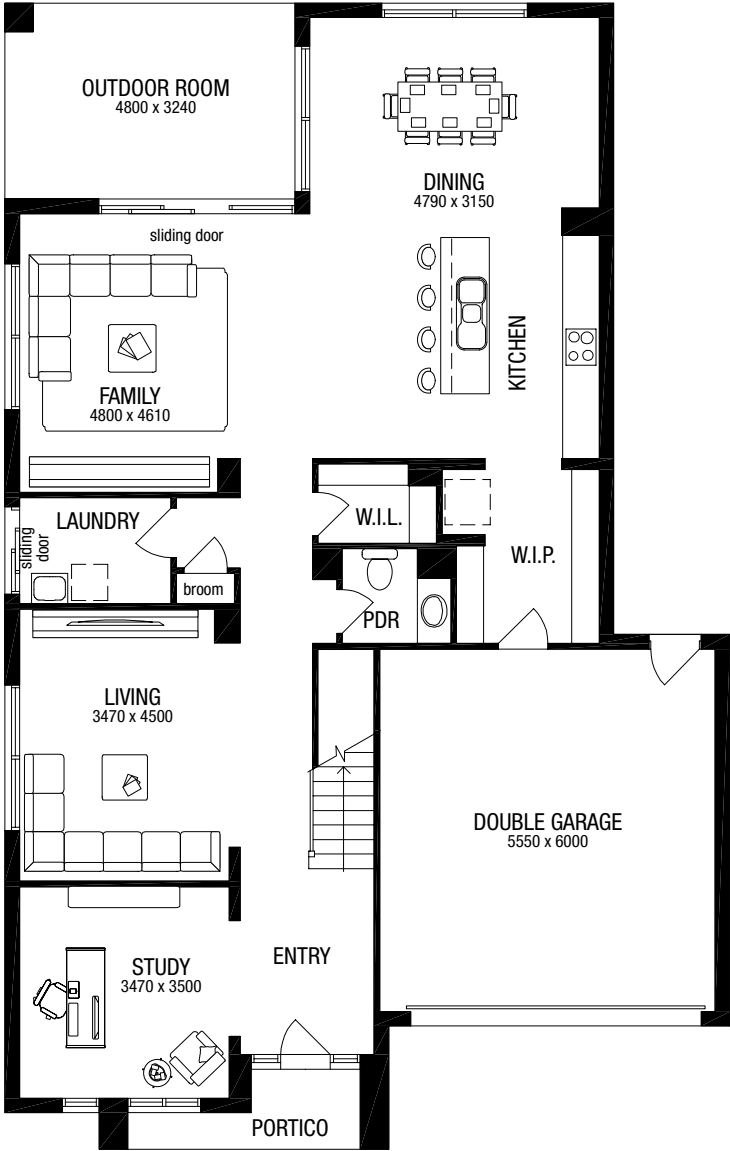
Merricks 34

4 bedrooms | 2 bathrooms | 3 carports | 2 garages

- POPULAR DESIGN OPTIONS
- Reverse the First Floor and Front of home
 - Add a 5th Bedroom in place of Leisure
 - Add a Grand Outdoor Room
- Talk to a New Home Advisor for available options.

Area		Squares	m²
House		28.23	262.22
Garage		3.93	36.53
Outdoor Room		1.67	15.55
Portico		0.49	4.52
Total Area		34.32	318.82
House Width	11.99m	House Length	18.95m
Min. Block Width	14m*	Min. Block Depth	28m*

Floorplan shown based on Aspire facade. *Subject to façade style, orientation and fall of land and developer and council guidelines.



Merricks facade styles

Façades shown are based on Merricks 42. Façade images pictured contain upgrade items above standard specification and will incur additional costs. These items include feature render and bricks, timber windows and garage doors, feature tiling, COLORBOND® roof, exterior lighting, brick infills above garage, front entry doors, decking and driveways.

For further details on facades please talk to a New Home Advisor.



Merricks 42 Deakin



Merricks 42 Isla



Merricks 42 Loft



Merricks 42 Yale



Merricks 42 Peninsula



Merricks 42 Clarion



Merricks 42 Aspire



Merricks 42 Nordic

Merricks facade styles

Façades shown are based on Merricks 42. Façade images pictured contain upgrade items above standard specification and will incur additional costs. These items include feature render and bricks, timber windows and garage doors, feature tiling, COLORBOND® roof, exterior lighting, brick infills above garage, front entry doors, decking and driveways.

For further details on facades please talk to a New Home Advisor.



Merricks 42 Alpine



Merricks 42 Contemporary



Merricks 42 Chateau



Merricks 42 Kingston



Nero

Imperious style

Nero 32

🏠 4 | 🚿 2 | 🍳 3 | 🚗 2

POPULAR DESIGN OPTIONS

Talk to a New Home Advisor for available options.

Area		Squares	m²
House		27.07	251.47
Garage		3.92	36.42
Outdoor Room		0.7	6.48
Portico		0.52	4.82
Total Area		32.21	299.19
House Width	8.63m	House Length	21.83m
Min. Block Width	10.5m	Min. Block Depth	28m

Floorplan shown based on Aspire facade. *Subject to façade style, orientation and fall of land and developer and council guidelines.

Nero 28

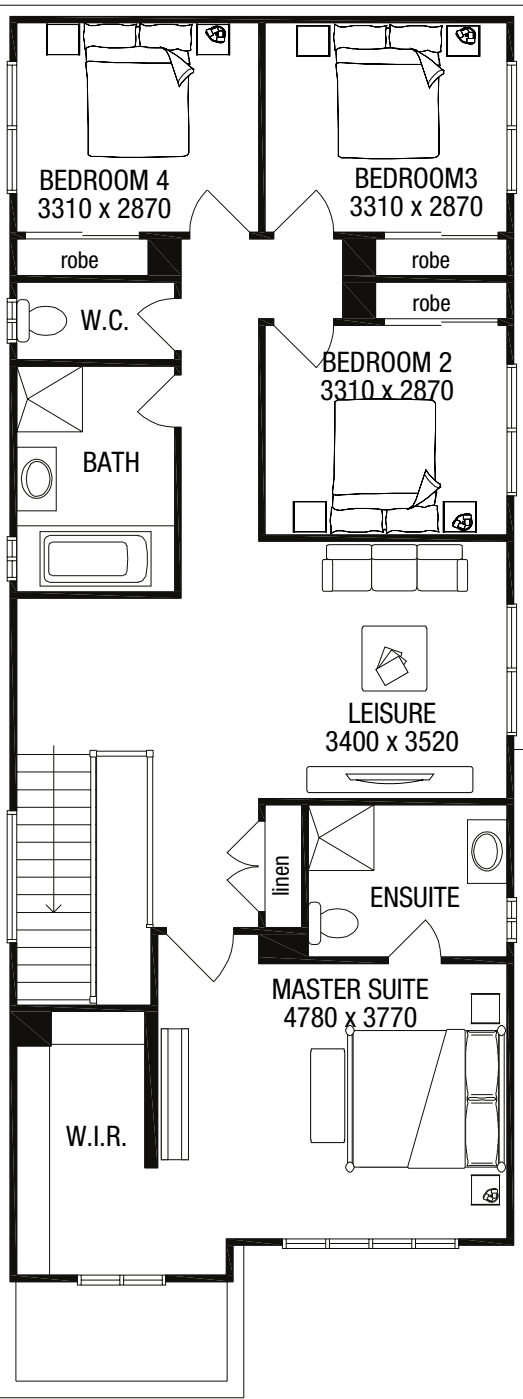
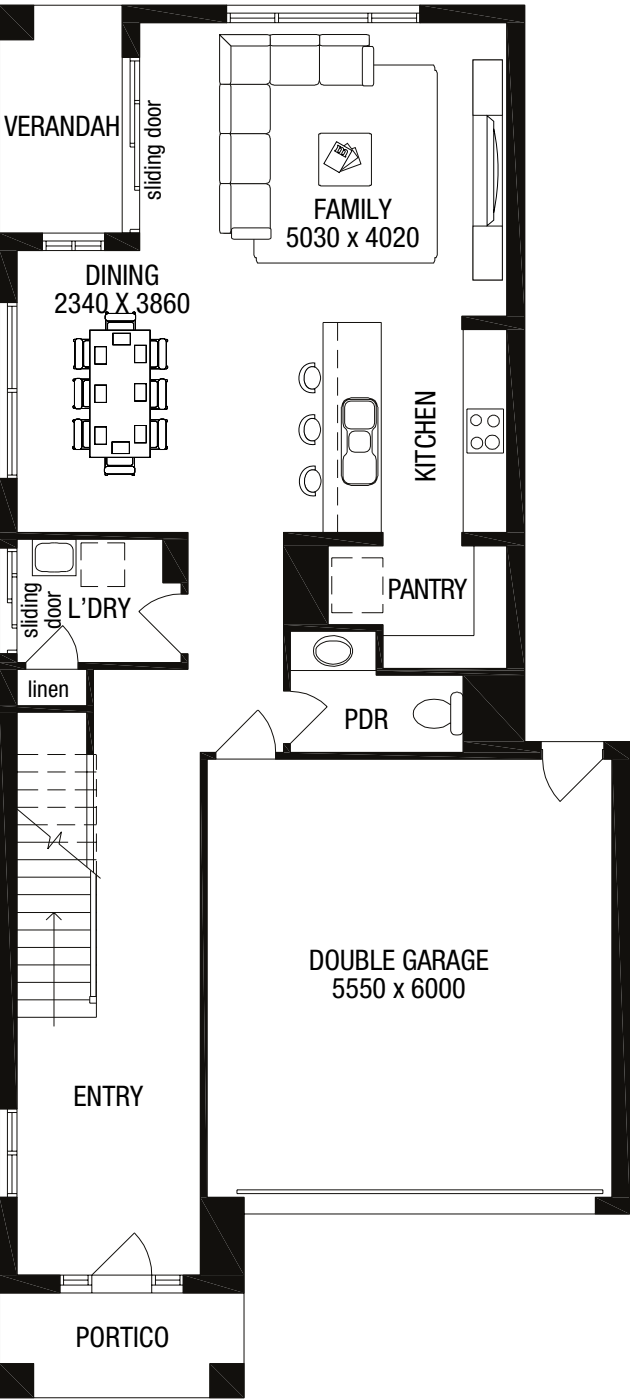
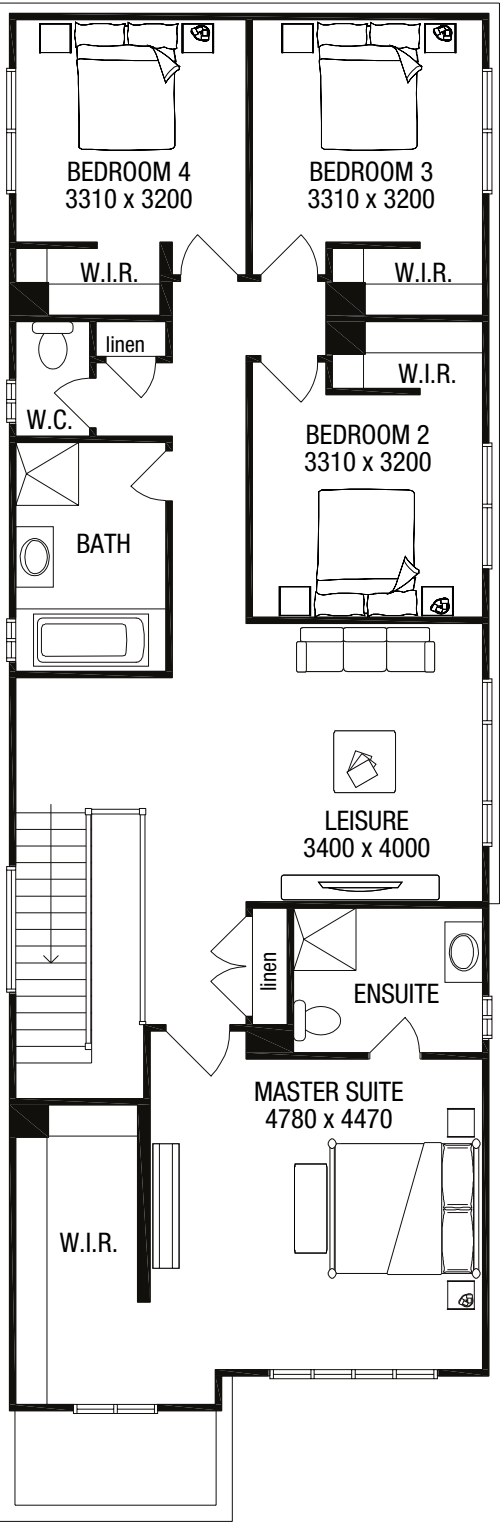
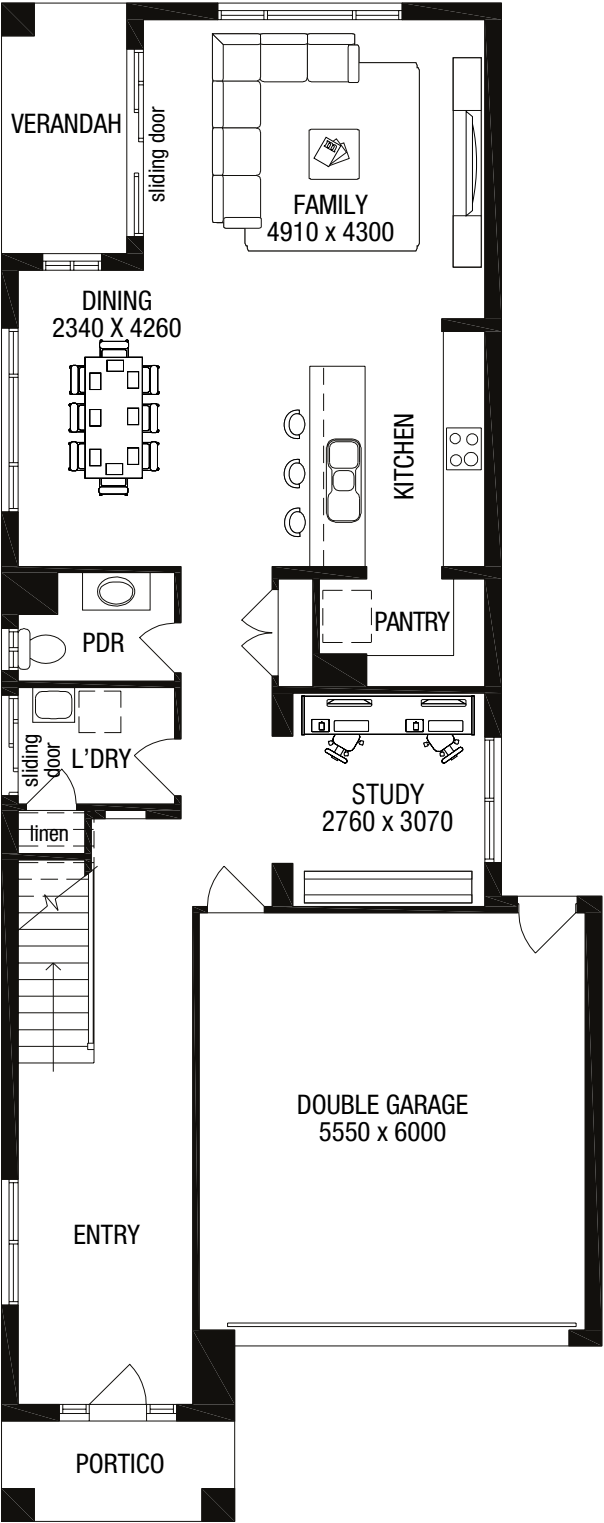
🏠 4 | 🚿 2 | 🍳 2 | 🚗 2

POPULAR DESIGN OPTIONS

Talk to a New Home Advisor for available options.

Area		Squares	m ²
House		22.93	213.01
Garage		3.92	36.42
Outdoor Room		0.56	5.24
Portico		0.52	4.82
Total Area		27.93	259.49
House Width	8.63m	House Length	19.07m
Min. Block Width	10.5m	Min. Block Depth	25m

Floorplan shown based on Aspire facade. *Subject to façade style, orientation and fall of land and developer and council guidelines.



Nero facade styles

Façades shown are based on Nero 32. Façade images pictured contain upgrade items above standard specification and will incur additional costs. These items include feature render and bricks, timber windows and garage doors, feature tiling, COLORBOND® roof, exterior lighting, brick infills above garage, front entry doors, decking and driveways.

For further details on facades please talk to a New Home Advisor.



Nero 32 Deakin



Nero 32 Metro



Nero 32 Loft



Nero 32 Yale



Nero 32 Metro



Nero 32 Clarion



Nero 32 Aspire



Nero 32 Nordic

Pippen

Pippen 24

4 | 2 | 2 | 2

POPULAR DESIGN OPTIONS

Talk to a New Home Advisor for available options.

Area	Squares	m²
House	20.14	187.13
Garage	3.90	36.23
Portico	0.37	3.44
Total Area	24.41	226.80
House Width	8.87m	House Length 18.47m
Min. Block Width	10.5m	Min. Block Depth 25m

Floorplan shown based on Aspire facade. *Subject to orientation and fall of land and developer and council guidelines.



Pippen facade styles

Façades shown are based on Pippen 24. Façade images pictured contain upgrade items above standard specification and will incur additional costs. These items include feature render and bricks, timber windows and garage doors, feature tiling, COLORBOND® roof, exterior lighting, brick infills above garage, front entry doors, decking and driveways.

For further details on facades please talk to a New Home Advisor.



Salamanca

Sleek and spacious

The Salamanca offers you four large living areas including a delightful, light-filled leisure room on the first floor. In fact, there's plenty of space wherever you look, with four large bedrooms including a 'to die for' master suite at the front of the house. The covered outdoor room, accessed from either the family or rumpus rooms, maximises your entertaining options, which are all made easier by the walk-in-pantry. Very thoughtful, very impressive.

Salamanca 37

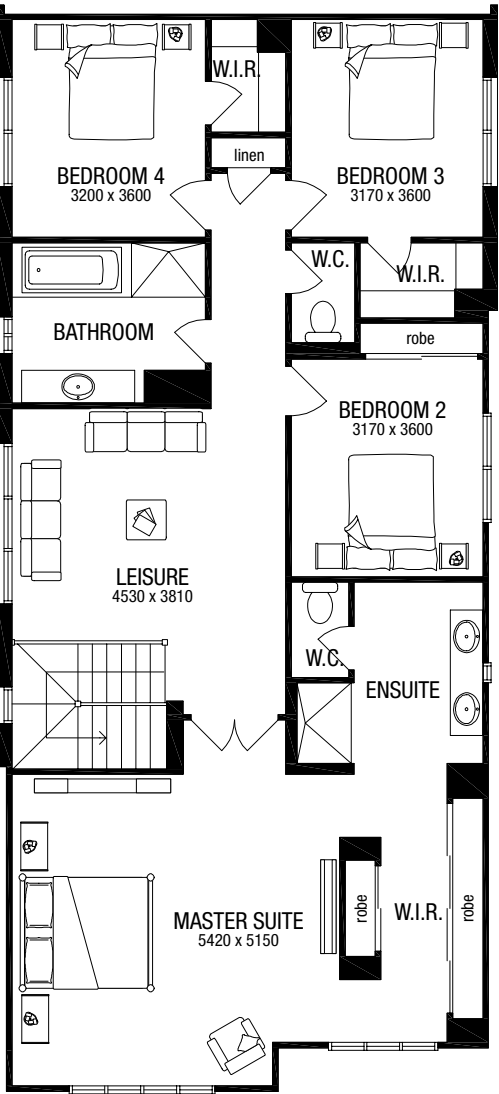
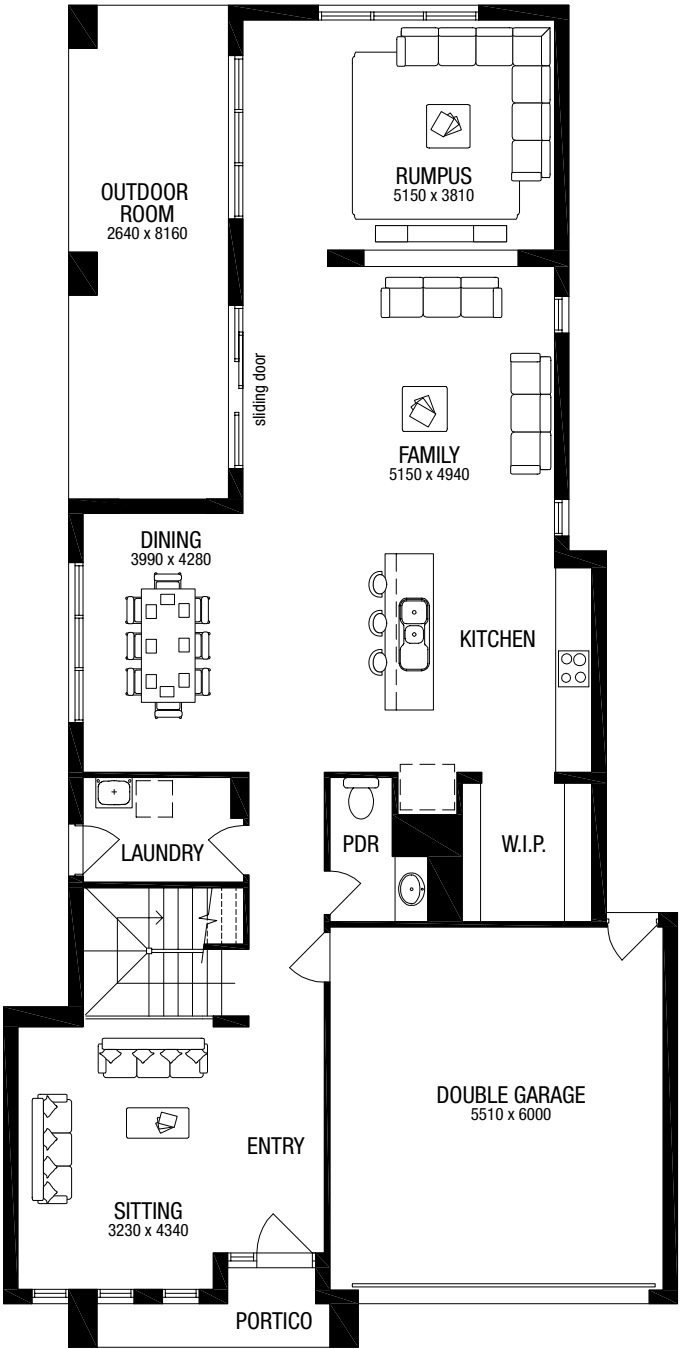
4 | 2 | 4 | 2

POPULAR DESIGN OPTIONS

- Move the Master Suite to Rear with Balcony
 - Add a Grand Outdoor Room
 - Create a Guest Bedroom to Ground Floor
- Talk to a New Home Advisor for available options.

Area	Squares	m²
House	30.41	282.55
Garage	3.90	36.25
Outdoor Room	2.32	21.54
Portico	0.47	4.32
Total Area	37.10	344.66
House Width	11.15m	House Length 22.19m
Min. Block Width	12.5m	Min. Block Depth 30m

Floorplan shown based on Aspire facade. *Subject to façade style, orientation and fall of land and developer and council guidelines.



Salamanca 34

4 | 2 | 3 | 2

- POPULAR DESIGN OPTIONS
- Move the Master Suite to Rear with Balcony
 - Add a Grand Outdoor Room
 - Under stair storage
- Talk to a New Home Advisor for available options.

Area		Squares	m²
House		28.07	260.80
Garage		3.90	36.25
Outdoor Room		1.16	10.77
Portico		0.47	4.32
Total Area		33.60	312.14
House Width	11.15m	House Length	18.11m
Min. Block Width	12.5m*	Min. Block Depth	28m*

Floorplan shown based on Aspire facade. *Subject to façade style, orientation and fall of land and developer and council guidelines.

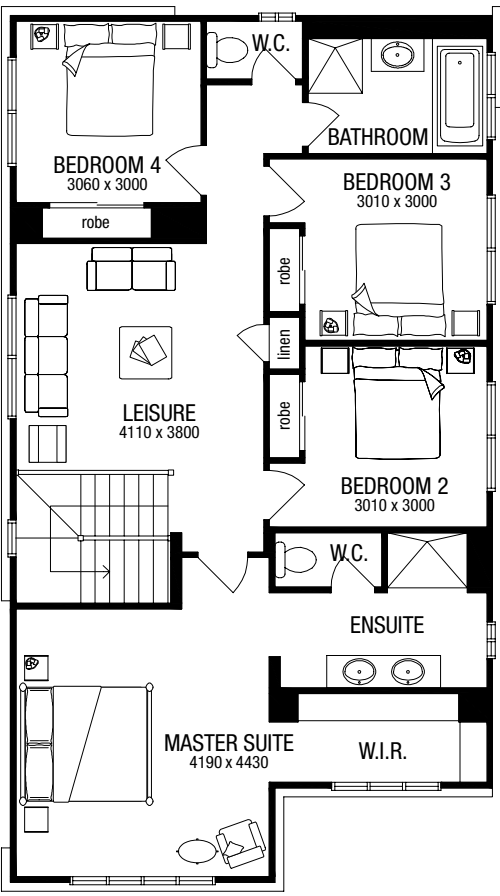
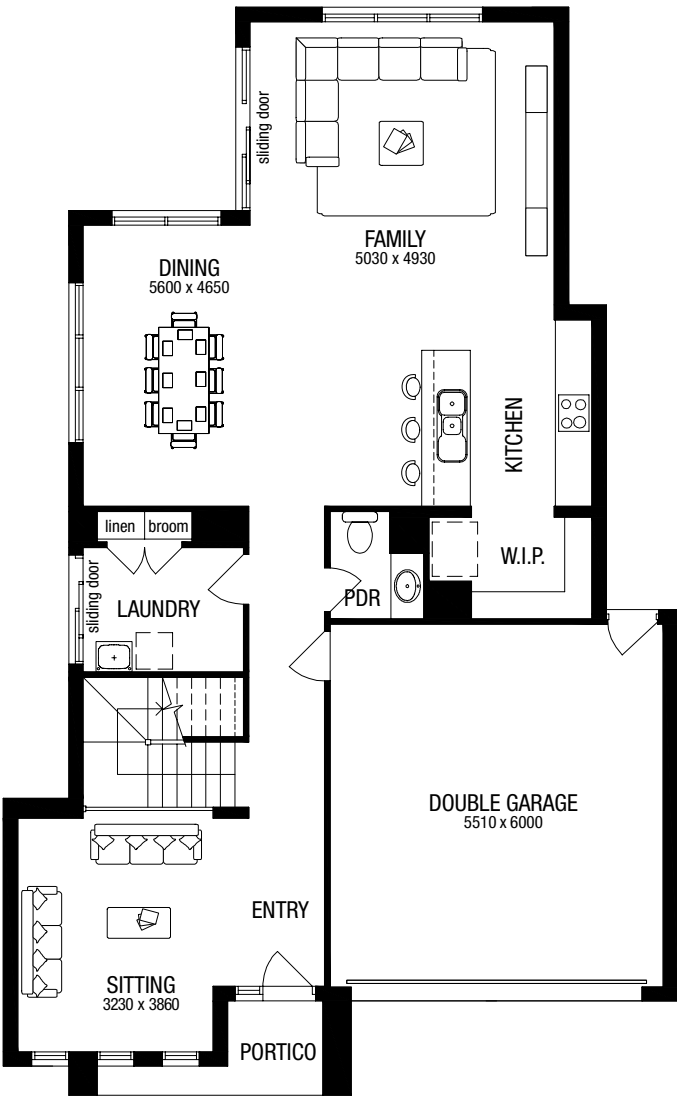
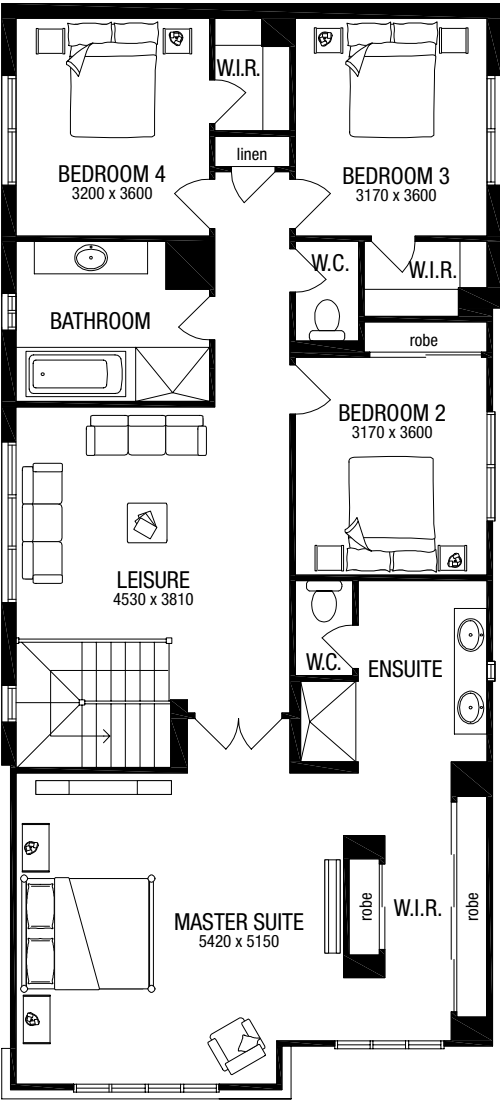
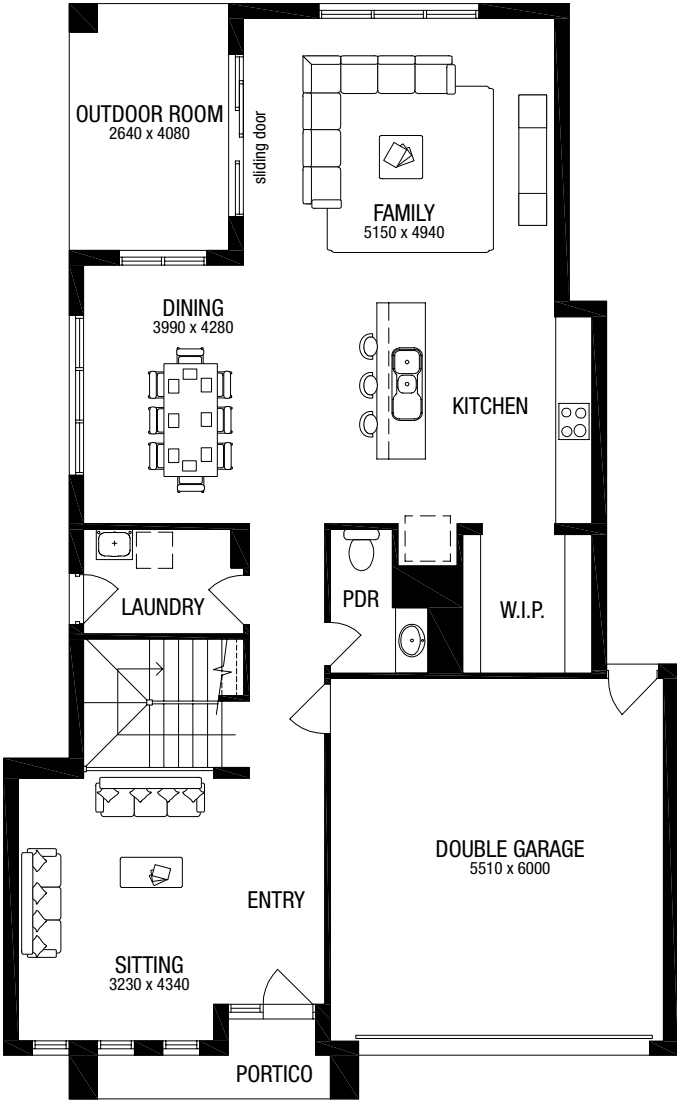
Salamanca 29

4 | 2 | 3 | 2

- POPULAR DESIGN OPTIONS
- Add a 5th Bedroom in place of Leisure
 - Add a Rumpus and Grand Outdoor Room
 - Add an Outdoor Room to back of home
- Talk to a New Home Advisor for available options.

Area		Squares	m²
House		24.23	225.14
Garage		3.89	36.11
Portico		0.48	4.44
Total Area		28.60	265.69
House Width	11.15m	House Length	17.99m
Min. Block Width	12.5m*	Min. Block Depth	25m*

Floorplan shown based on Aspire facade. *Subject to façade style, orientation and fall of land and developer and council guidelines.



Salamanca facade styles

Façades shown are based on Salamanca 37. Façade images pictured contain upgrade items above standard specification and will incur additional costs. These items include feature render and bricks, timber windows and garage doors, feature tiling, COLORBOND® roof, exterior lighting, brick infills above garage, front entry doors, decking and driveways.

For further details on facades please talk to a New Home Advisor.



Salamanca 37 Alpine



Salamanca 37 Aspire



Salamanca 37 Clarion



Salamanca 37 Yale



Salamanca 37 Chateau



Salamanca 37 Kingston



Salamanca 37 Peninsula



Salamanca 37 Deakin

Salamanca facade styles

Façades shown are based on Salamanca 37. Façade images pictured contain upgrade items above standard specification and will incur additional costs. These items include feature render and bricks, timber windows and garage doors, feature tiling, COLORBOND® roof, exterior lighting, brick infills above garage, front entry doors, decking and driveways.

For further details on facades please talk to a New Home Advisor.



Santana

Small block stunner

Offering you two attractive floorplans, the all-new Santana will be music to your ears if you're looking at making the most of a super-skinny homesite. Fitting on a narrow block on just 8.5 metres wide, this is smart, spacious and modern two-storey living to suit the smaller household. With two spare bedrooms and a beautiful Master suite with ensuite, this is a genuine family home, enhanced by an impressive portico entrance to create street impact and a balcony to the Master suite. The view to the rear from the front door is enhanced by the stylish staircase. With a sliding door to the rear, this is a home that celebrates great design.



Santana 22

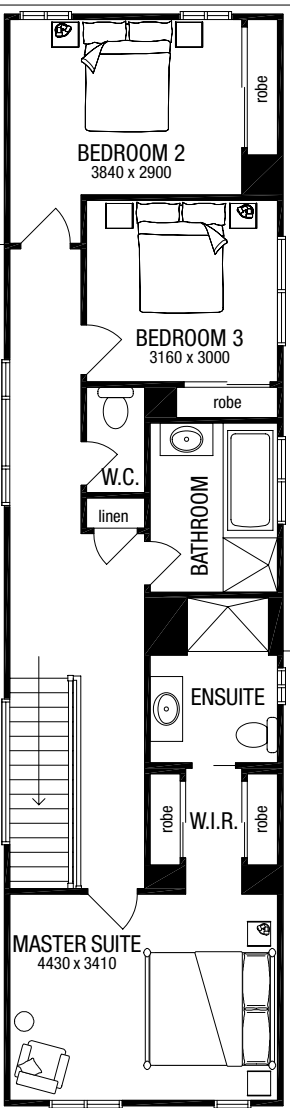
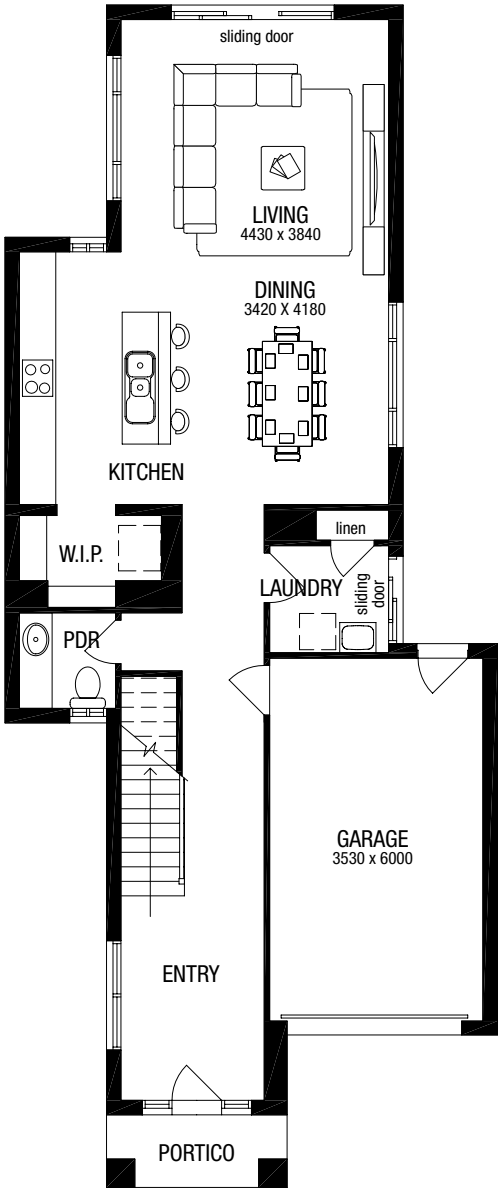
3 | 2 | 1 | 1

DESIGN OPTIONS

Talk to a New Home Advisor for available options.

Area		Squares	m²
House		18.75	174.15
Garage		2.57	23.86
Portico		0.39	3.59
Total Area		21.70	201.60
House Width	8.15m	House Length	19.55m
Min. Block Width	8.5m	Min. Block Depth	25m

Floorplan shown based on Aspire facade. *Subject to orientation and fall of land and developer and council guidelines.



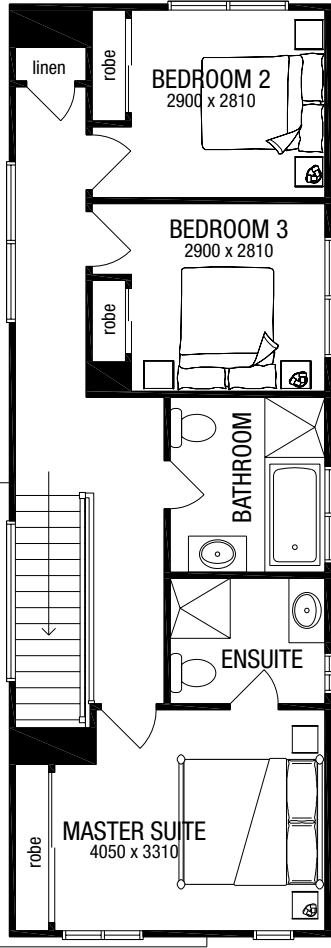
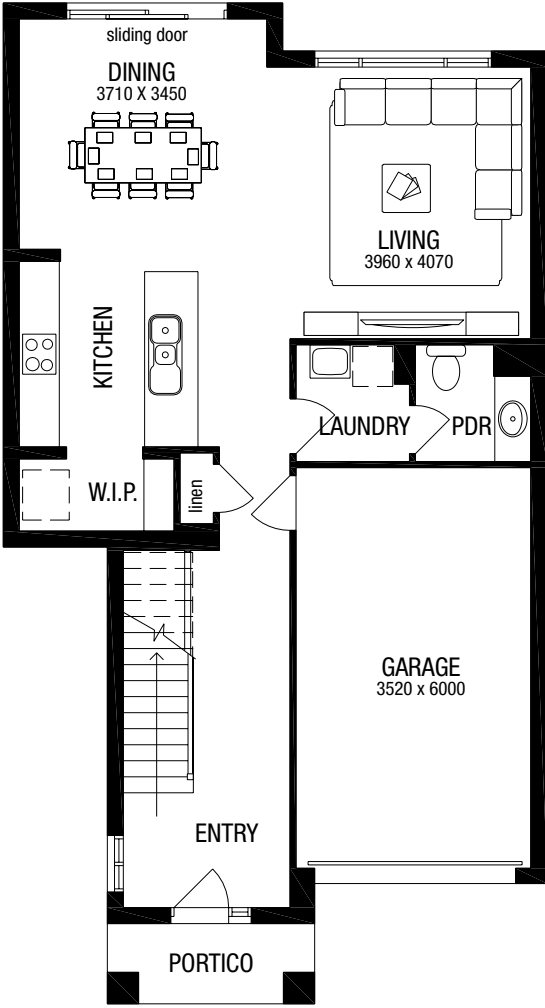
Santana 18

3 | 2 | 1 | 1

DESIGN OPTIONS
Talk to a New Home Advisor for available options.

Area	Squares	m²
House	15.55	144.42
Garage	2.52	23.42
Portico	0.40	3.73
Total Area	18.47	171.57
House Width	8.15m	House Length 14.99m
Min. Block Width	8.5m*	Min. Block Depth 21m*

Floorplan shown based on Aspire facade. *Subject to orientation and fall of land and developer and council guidelines.



Santana facade styles

Façades shown are based on Santana 22. Façade images pictured contain upgrade items above standard specification and will incur additional costs. These items include feature render and bricks, timber windows and garage doors, feature tiling, COLORBOND® roof, exterior lighting, brick infills above garage, front entry doors, decking and driveways.

For further details on facades please talk to a New Home Advisor.



Santana 22 Aspire



Santana 22 Clarion



Santana 18 Cube



Santana 22 Loft



Santana 22 Cube



Santana 22 Deakin



Santana 22 Yale



Santana 22 Metro

Savannah

Embrace the X-factor

With three living areas on the ground floor alone, this home has space for everyone all at once. Watch a movie in your own home theatre room, prepare a family feast in the spacious kitchen, send the kids to their own breakout zone and retreat to the private study for some time alone, or chill out upstairs in the luxurious master suite. If you're looking for the X-factor this home definitely has it all.



Savannah 41RF

4 | 2 | 4 | 2

- POPULAR DESIGN OPTIONS
- Move the Master Suite to Rear with Balcony
 - Add Ensuites to all Bedrooms
 - Create a Guest Bedroom to Ground Floor
- Talk to a New Home Advisor for available options.

Area		Squares	m²
House		34.79	323.17
Garage		3.93	36.53
Outdoor Room		1.42	13.22
Portico		0.52	4.83
Total Area		40.66	377.75
House Width	12.11m	House Length	21.47m
Min. Block Width	14m	Min. Block Depth	30m

Floorplan shown based on Aspire facade. *Subject to façade style, orientation and fall of land and developer and council guidelines.

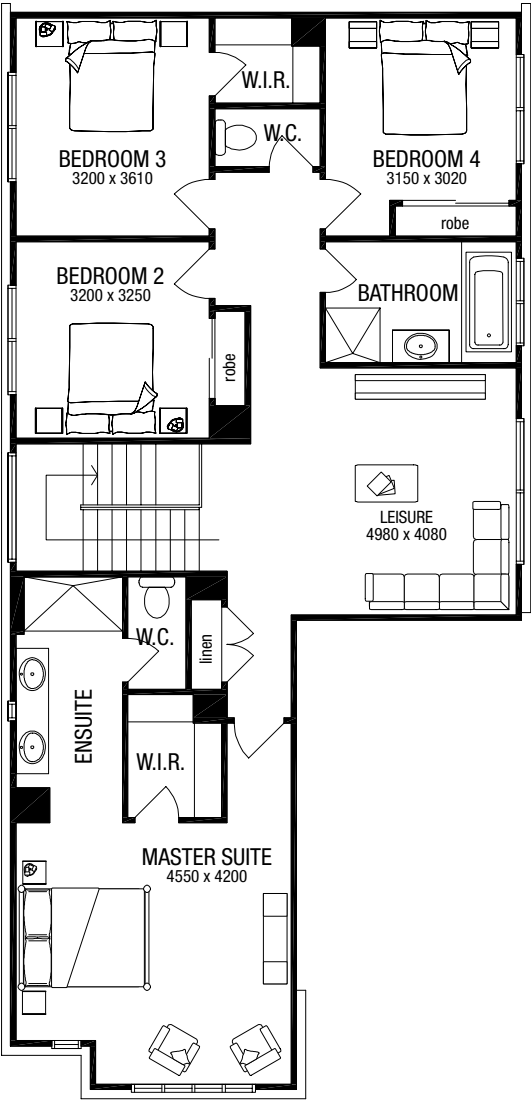
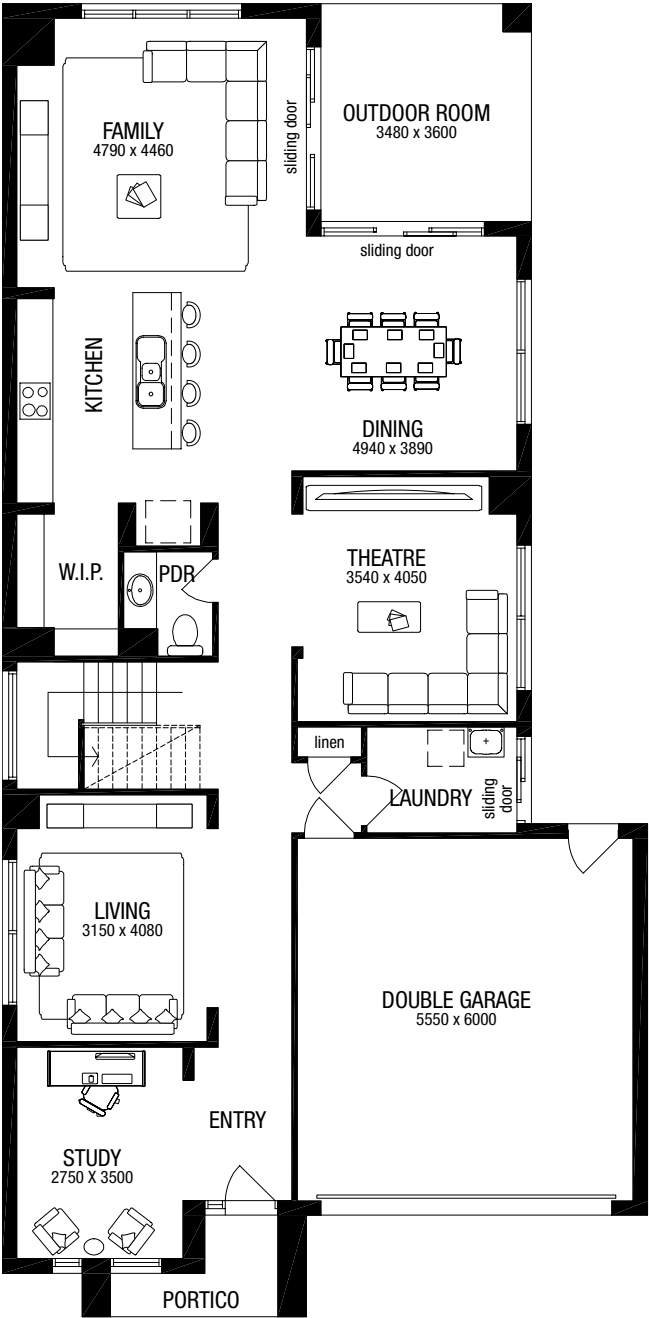
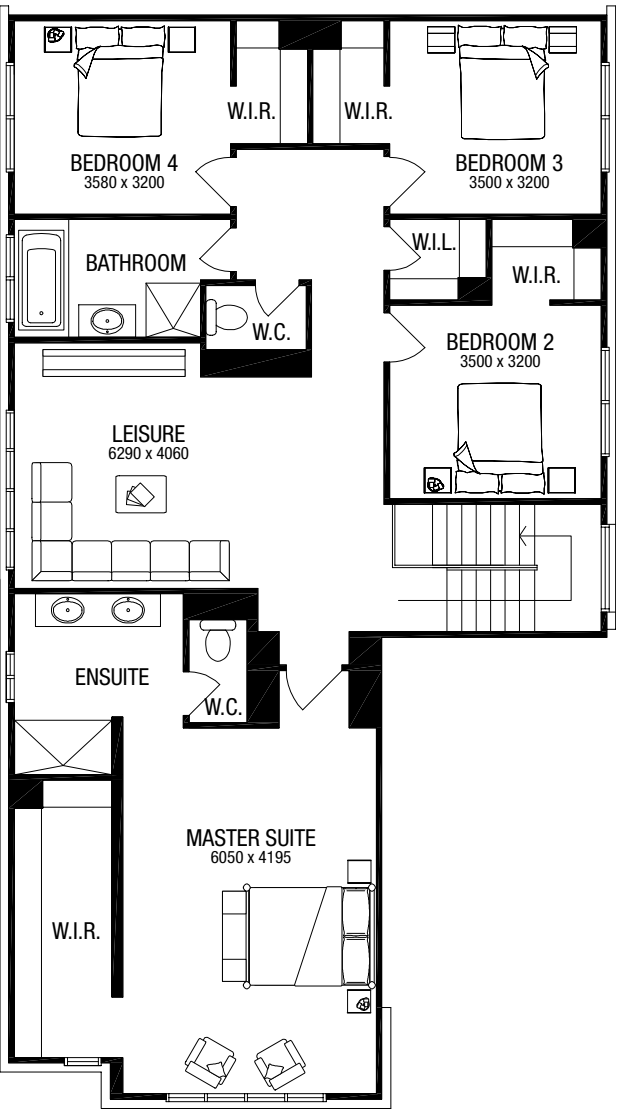
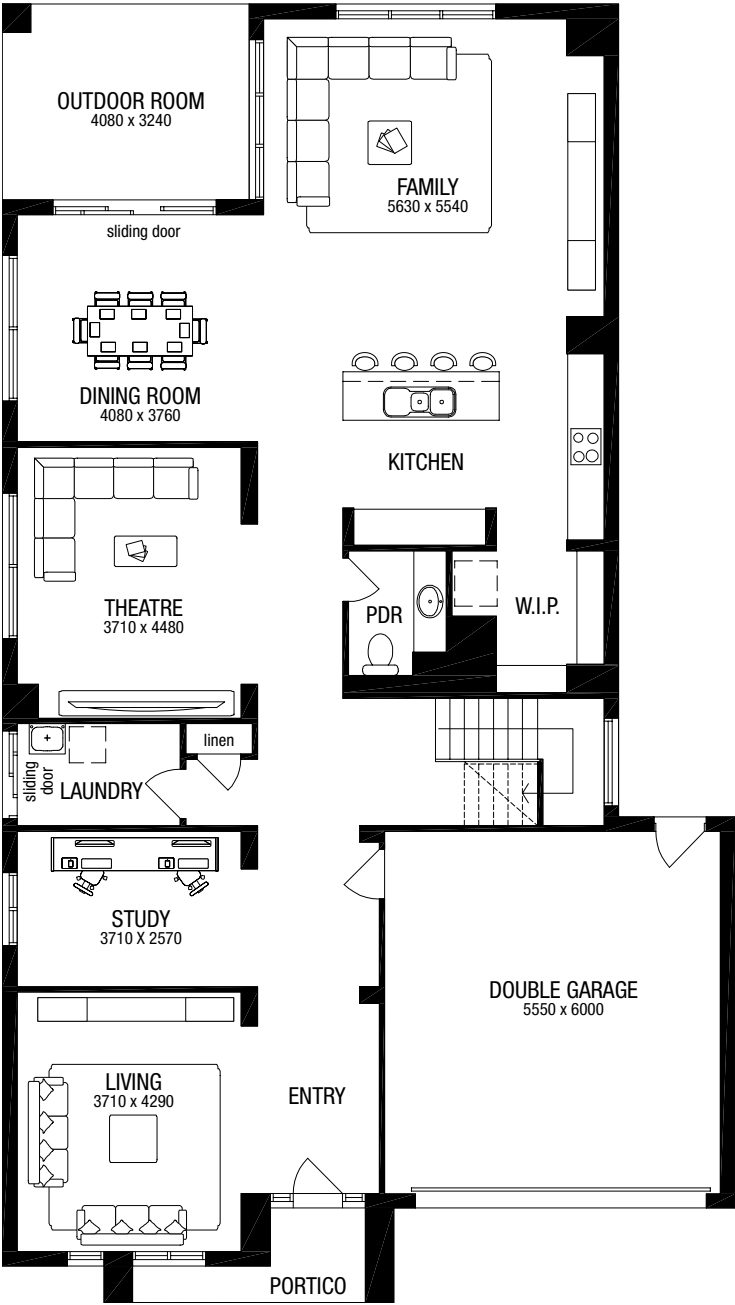
Savannah 34

4 | 2 | 4 | 2

- POPULAR DESIGN OPTIONS
- Create a Master Suite to Ground Floor
 - Add a 5th Bedroom in place of Leisure
 - Add Ensuites to all Bedrooms
- Talk to a New Home Advisor for available options.

Area		Squares	m²
House		28.82	267.72
Garage		3.93	36.53
Outdoor Room		1.35	12.53
Portico		0.46	4.28
Total Area		34.56	321.06
House Width	10.67m	House Length	21.71m
Min. Block Width	12.5m	Min. Block Depth	30m

Floorplan shown based on Aspire facade. *Subject to façade style, orientation and fall of land and developer and council guidelines.



Savannah 29

4 | 2 | 3 | 2

DESIGN OPTIONS
Talk to a New Home Advisor for available options.

Area	Squares	m²
House	24.59	228.48
Garage	3.90	36.20
Portico	0.39	3.59
Total Area	28.88	268.27
House Width	10.67m	House Length 15.95m
Min. Block Width	12.5m*	Min. Block Depth 21m*

Floorplan shown based on Aspire facade. *Subject to façade style, orientation and fall of land and developer and council guidelines.



Savannah facade styles

Façades shown are based on Savannah 41RF. Façade images pictured contain upgrade items above standard specification and will incur additional costs. These items include feature render and bricks, timber windows and garage doors, feature tiling, COLORBOND® roof, exterior lighting, brick infills above garage, front entry doors, decking and driveways.

For further details on facades please talk to a New Home Advisor.



Savannah 41RF Loft



Savannah 41RF Como



Savannah 41RF Nordic



Savannah 41RF Yale



Savannah 41RF Kingston



Savannah 41RF Deakin



Savannah 41RF Aspire



Savannah 41RF Isla

Savannah facade styles

Façades shown are based on Savannah 41RF. Façade images pictured contain upgrade items above standard specification and will incur additional costs. These items include feature render and bricks, timber windows and garage doors, feature tiling, COLORBOND® roof, exterior lighting, brick infills above garage, front entry doors, decking and driveways.

For further details on facades please talk to a New Home Advisor.



Trentham

Think outside the square

Trentham 30

4 | 2 | 3 | 2

POPULAR DESIGN OPTIONS

- Add a Rumpus to back of home
 - Add an Outdoor Room
 - Add a Fireplace to Sitting
- Talk to a New Home Advisor for available options.

Area	Squares	m²
House	25.87	240.34
Garage	4.11	38.19
Portico	0.27	2.50
Total Area	30.25	281.03
House Width	13.67m	House Length 17.90m
Min. Block Width	16m	Min. Block Depth 28m

Floorplan shown based on Aspire facade. *Subject to façade style, orientation and fall of land and developer and council guidelines.



Trentham facade styles

Façades shown are based on Trentham 30. Façade images pictured contain upgrade items above standard specification and will incur additional costs. These items include feature render and bricks, timber windows and garage doors, feature tiling, COLORBOND® roof, exterior lighting, brick infills above garage, front entry doors, decking and driveways.

For further details on facades please talk to a New Home Advisor.



Winchester

Elevate your lifestyle

With ample entertaining areas, the Winchester is a bright home with a wide range of wonderful opportunities to extend your lifestyle. The charming integrated living space stretches across the rear of the home, and a peaceful sitting room adds an extra touch of class and comfort at the front. The master suite, including a large walk-in robe, is positioned upstairs to the front. A separate study nook and walk-in pantry are just two more examples of how much is on offer in this lovely new home.



Winchester 34

4 | 2 | 3 | 2

- POPULAR DESIGN OPTIONS
- Move the Master Suite to Rear
 - Create a Home Theatre in place of Sitting
 - Create a Guest Bedroom to Ground Floor
- Talk to a New Home Advisor for available options.

Area		Squares	m²
House		27.20	252.67
Garage		3.93	36.47
Outdoor Room		2.46	22.91
Portico		0.51	4.71
Total Area		34.10	316.76
House Width	12.11m	House Length	20.15m
Min. Block Width	14m*	Min. Block Depth	28m*

Floorplan shown based on Aspire facade. *Subject to façade style, orientation and fall of land and developer and council guidelines.

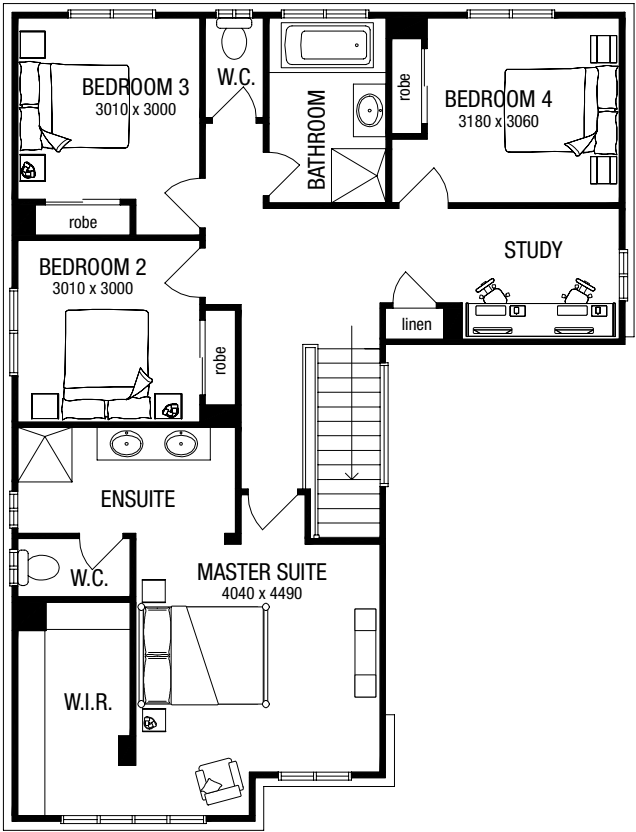
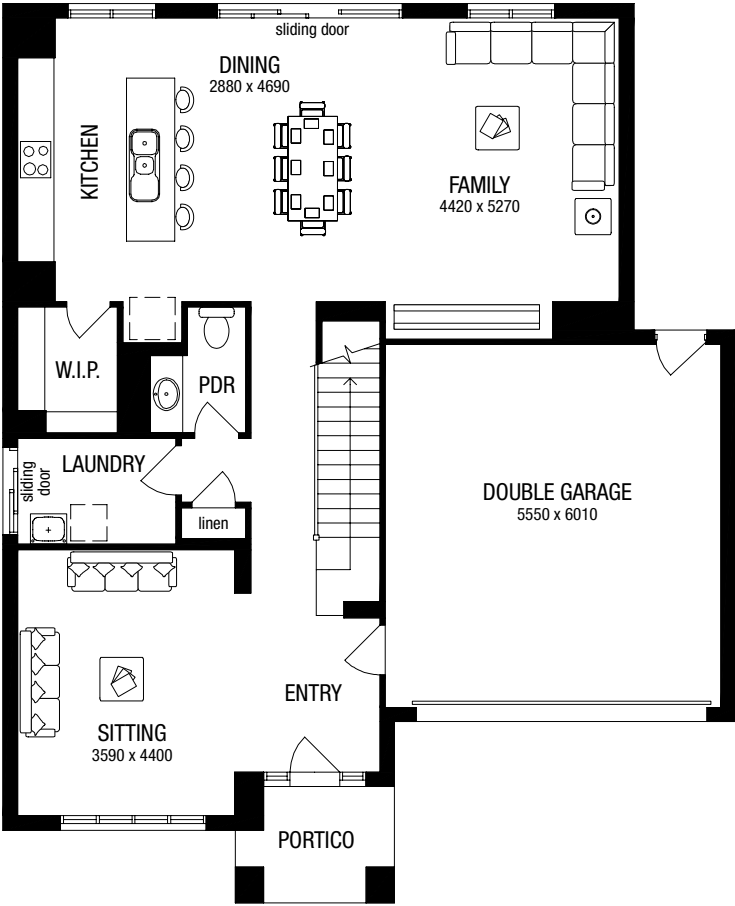
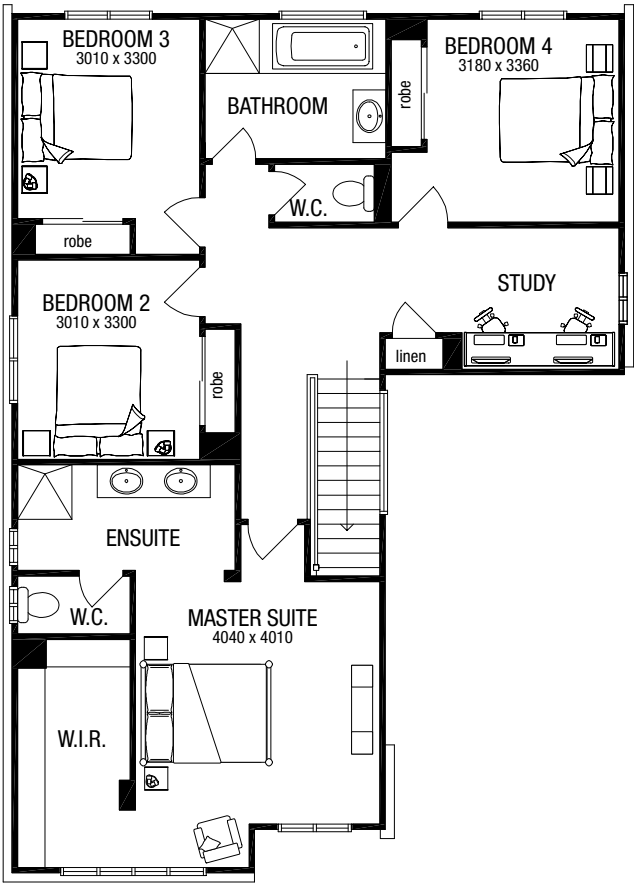
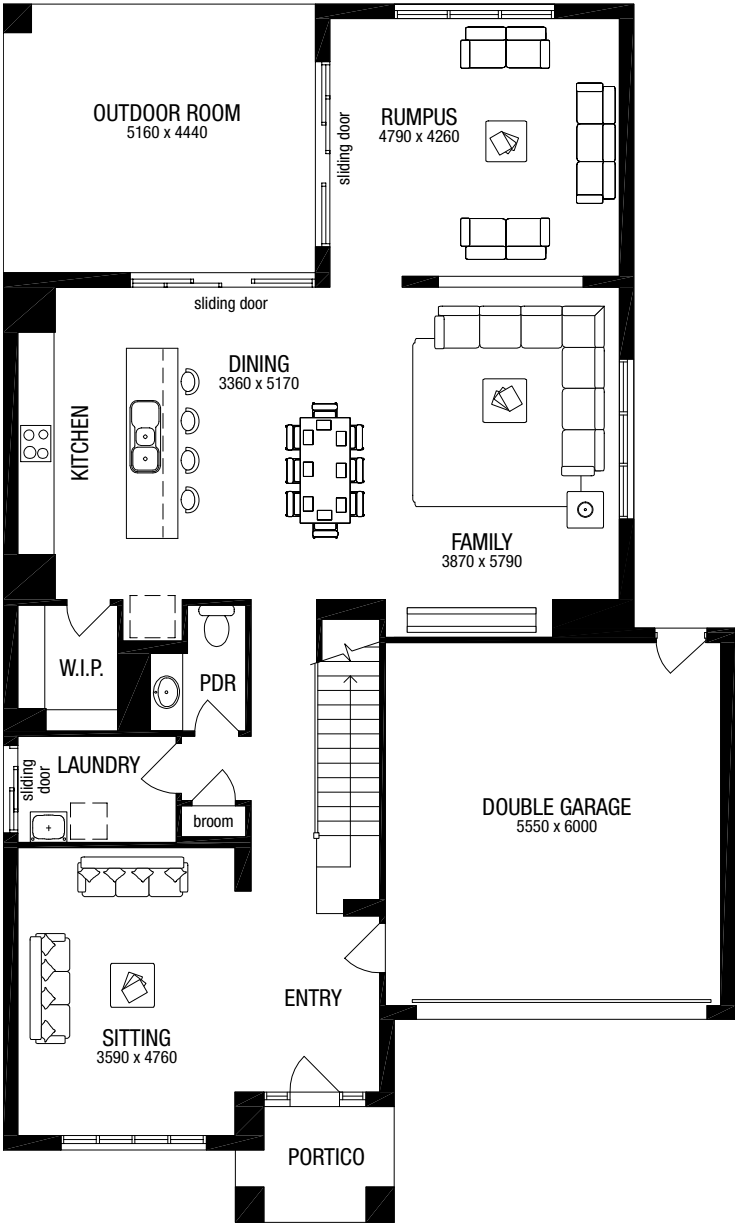
Winchester 28

4 | 2 | 2 | 2

- POPULAR DESIGN OPTIONS
- Move the Master Suite to Rear
 - Add a Rumpus and an Outdoor Room
 - Create a Guest Bedroom to Ground Floor
- Talk to a New Home Advisor for available options.

Area		Squares	m²
House		23.31	216.58
Garage		3.93	36.47
Portico		0.51	4.71
Total Area		27.75	257.76
House Width	12.11m	House Length	14.87m
Min. Block Width	14m*	Min. Block Depth	25m*

Floorplan shown based on Aspire facade. *Subject to façade style, orientation and fall of land and developer and council guidelines.



Winchester facade styles

Façades shown are based on Winchester 34. Façade images pictured contain upgrade items above standard specification and will incur additional costs. These items include feature render and bricks, timber windows and garage doors, feature tiling, COLORBOND® roof, exterior lighting, brick infills above garage, front entry doors, decking and driveways.

For further details on facades please talk to a New Home Advisor.



Winchester facade styles

Façades shown are based on Winchester 34. Façade images pictured contain upgrade items above standard specification and will incur additional costs. These items include feature render and bricks, timber windows and garage doors, feature tiling, COLORBOND® roof, exterior lighting, brick infills above garage, front entry doors, decking and driveways.

For further details on facades please talk to a New Home Advisor.



Winchester 34 Kingston



Winchester 34 Loft



Winchester 34 Contemporary



Winchester 34 Clarion



Zita 27

4 | 2 | 3 | 2

POPULAR DESIGN OPTIONS

- Add a shower in the powder room

Talk to a New Home Advisor for available options.

Area		Squares	m²
House		22.79	211.7
Garage		3.93	36.47
Portico		0.44	4.13
Total Area		27.16	252.3
House Width	10.79m	House Length	15.95m
Min. Block Width	12.5m	Min. Block Depth	21m

Floorplan shown based on Aspire facade. *Subject to façade style, orientation and fall of land and developer and council guidelines.

Zita 25

4 | 2 | 1 | 2

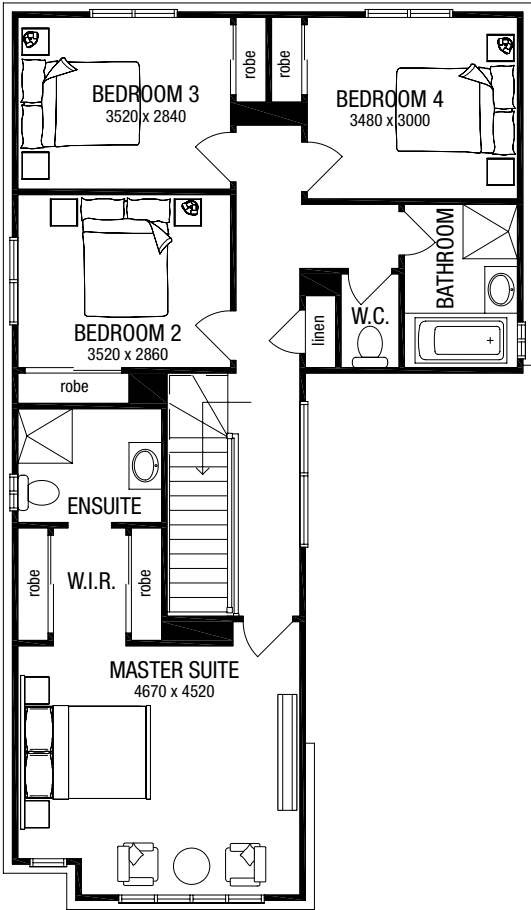
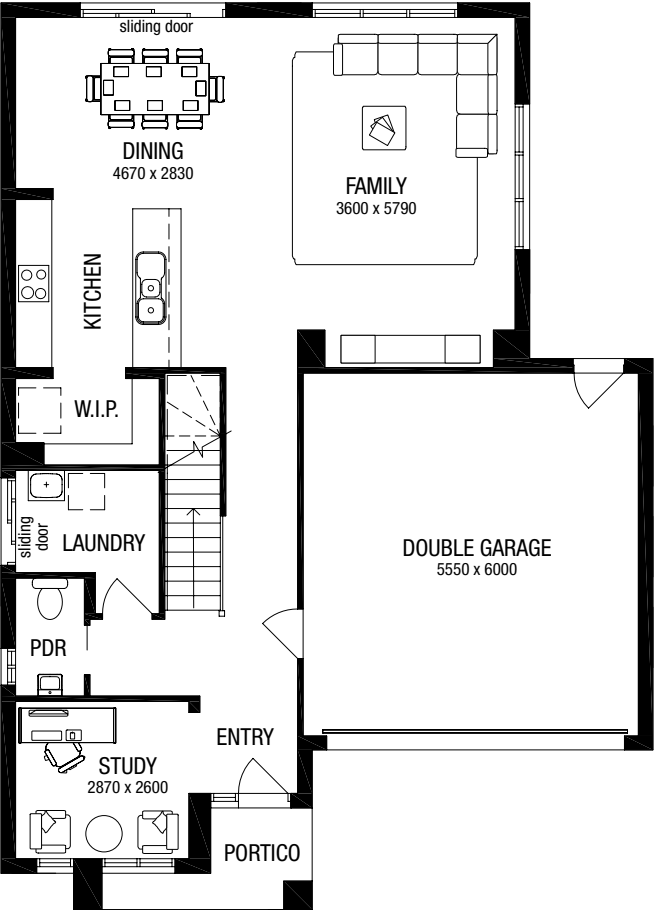
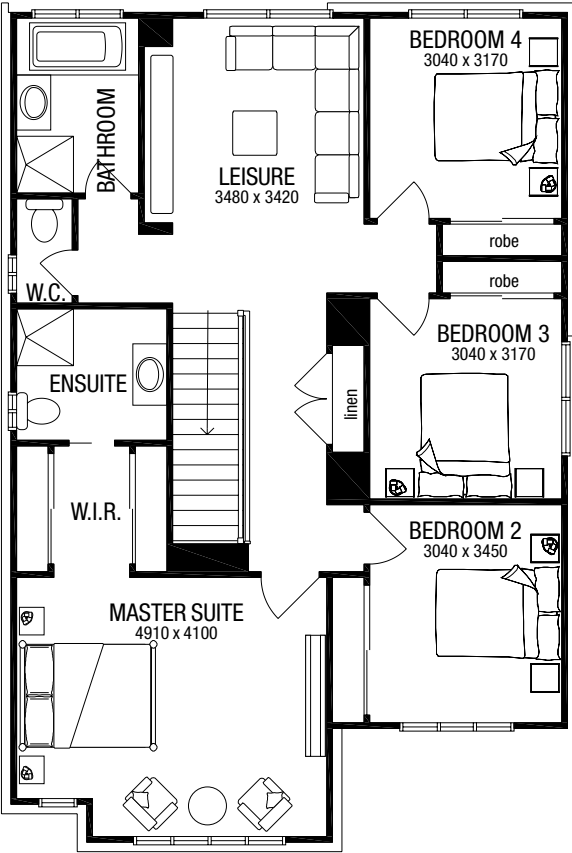
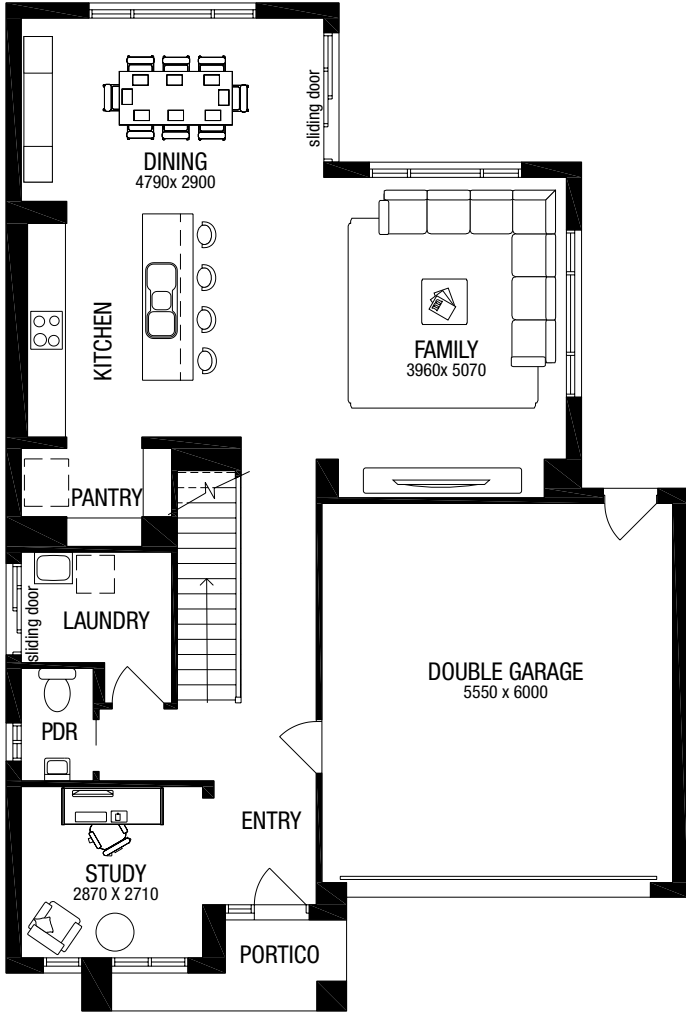
POPULAR DESIGN OPTIONS

- Build over the garage
- Add a Rumpus room and Outdoor room
- Add an Outdoor room

Talk to a New Home Advisor for available options.

Area		Squares	m²
House		20.56	190.97
Garage		3.94	36.56
Portico		0.45	4.18
Total Area		24.94	231.71
House Width	10.79m	House Length	14.99m
Min. Block Width	12.5m	Min. Block Depth	21m

Floorplan shown based on Aspire facade. *Subject to façade style, orientation and fall of land and developer and council guidelines.



Zita facade styles

Façades shown are based on Zita 25. Façade images pictured contain upgrade items above standard specification and will incur additional costs. These items include feature render and bricks, timber windows and garage doors, feature tiling, COLORBOND® roof, exterior lighting, brick infills above garage, front entry doors, decking and driveways.

For further details on facades please talk to a New Home Advisor.



Zita 25 Peninsula



Zita 25 Alpine



Zita 25 Isla



Zita 25 Yale



Zita 25 Chateau



Zita 25 Deakin



Zita 25 Aspire



Zita 25 Como

Contact us

We'd love to hear from you.

Whether you are thinking of building your dream home with Metricon, or have already started the process, we'd love to hear from you.



Display

Our displays are located all over Victoria, there's sure to be a display near you. See the full list of locations at www.metricon.com.au/display-homes



Social

Connect with us to stay up to date with the latest news, promotions and exclusive offers.



Online

Head to metricon.com.au for all the latest in home and interior design, exclusive offers, market updates and news.



WeChat

Scan the QR Code to stay up to date on the latest news, new home designs and tips.



Phone

Call us today on
1300 METRICON
1300 786 773

FREEDOM



Love where you live
m
metricon



FREEDOM

m
metricon