



More home *for less.*

**FREEDOM**

**m**  
metricon





Image depicts items not supplied by Metricon namely landscaping, planter boxes and fencing.



# AUSTRALIA'S MOST TRUSTED CHOICE

**Trust.** It's what makes us Australia's  
No. 1 home builder, 4 years running



**More Australians choose to build with Metricon than any other builder**

That's why we're Australia's No. 1 home builder 2016 / 2017 / 2018 / 2019

HIA-Colorbond® Steel Top 100 Report 2018 / 2019



# Easy home finder

*We're keeping the home buying process simple.*

Our homes are available in a range of sizes and options. This table is indicative only and the required block frontage and width is subject to the fall and orientation of your land and developer and council guidelines. If you have something specific in mind, we can help. Speak to a New Home Advisor to help you make the best possible choices.



Images in this brochure may depict fixtures, finishes and features not supplied by Metricon such as landscaping (including planter boxes), fencing, concrete pavers, outdoor fireplaces, BBQ's, external lighting and swimming pools. Outdoor rooms are sometimes optional extras above standard design specification. For detailed home pricing, please talk to a New Home Advisor. Furthermore, photographs and floorplans used in this brochure may not represent standard specifications or inclusions and are not to scale. This information is to be used as a guide only and Metricon makes no warranties about the accuracy or completeness of the information. Total squares and building size of the homes set out in this brochure are calculated by measuring from the external side of external walls. Where no external wall exists for the purpose of measuring building area (such as porticos, balconies or outdoor rooms), Metricon assumes a straight line between the exterior of walls or columns. NSW Contractor Licence 174699C. VIC Builder's licence CDB-U 52967. MET3914 JAN2020



Single storey homes

Page 22

Min. Block Width <sup>^</sup>	Min. Block Depth <sup>^</sup>	Home	Page	Total Squares	Beds	Bath	Living Areas	Outdoor Area	Study	Butler's Pantry
8.5m	25m	MURCHISON 15B	78	14.79	3	2	1			
10m	25m	MURCHISON 15A	78	14.79	3	2	1			
10.5m	25m	AVOCA 17MK2	40	17.07	3	2	1			
	28m	CARINE 19	42	19.38	3	2	1	✓	✓	
	25m	CARINE 17	42	16.86	3	2	1			
12.5m	32m	AGAR 26	25	25.69	4	2	2	✓	✓	
	32m	AMIRA 25	33	25.35	4	2	2	✓		
	28m	AMIRA 22A	33	22.50	4	2	2	✓		
	25m	AMIRA 20MK2	34	20.07	4	2	1	✓		
	25m	AMIRA 20	34	19.80	4	2	1		✓	
	32m	DELTA 26MR	50	25.71	4	2	2	✓		✓
	32m	DELTA 25	51	25.35	4	2	2	✓		
	30m	DELTA 24MR	52	24.16	4	2	2	✓		✓
	30m	DELTA 24A	52	23.68	4	2	2	✓		✓
	30m	DELTA 22	53	22.42	4	2	2			
	28m	DELTA 21	53	20.68	4	2	1			
	21m	GILES 17	58	16.68	3	2	1			
	21m	SULLIVAN 17A	98	17.24	3	2	1			
	21m	SULLIVAN 17	98	16.69	3	2	1			
	25m	TULLOCH 20	102	20.17	3	2	2			
14m	32m	AGAR 28BP	25	28.46	4	2	2	✓		✓
	32m	AMIRA 29MR	31	28.78	4	2	2	✓		✓
	32m	AMIRA 28BP	32	28.42	4	2	2	✓		✓
	28m	AMIRA 25S	32	24.88	4	2	2	✓		
	21m	CARLIN 19	44	18.95	4	2	1			✓
	32m	DELTA 29MR	48	28.77	4	2	2	✓		✓
	32m	DELTA 28BP	49	28.42	4	2	2	✓		✓
	28m	DELTA 25S	51	25.11	4	2	2	✓		
	32m	HAYMAN 29RF	61	28.91	4	2	2			
	32m	HAYMAN 29MK2	61	29.11	4	2	2			✓
	30m	HAYMAN 25	62	25.33	4	2	2			
	32m	LANGDON 28	67	28.22	4	2	2	✓		
	30m	LANGDON 26	68	26.07	4	2	2	✓		
	25m	MANTRA 22	76	22.10	4	2	2			
	28m	PATTERSON 25	80	24.72	4	2	2			
	25m	PATTERSON 23	80	22.53	4	2	2			
	32m	SENTINEL 29	94	28.88	3	2	2	✓	✓	
	25m	TULLOCH 22	102	22.46	4	2	2			
	32m	WHITELEY 28MK2	106	27.51	4	2	2	✓		✓
	28m	WHITELEY 25MK2	107	25.06	4	2	2	✓		✓
	32m	WHITTLESEA 29MK2	111	28.80	4	2	3	✓		
	28m	LANGDON 25	69	25.14	4	2	2	✓		
	28m	WHITTLESEA 25	111	24.56	4	2	2	✓		✓
15.24m	30m	MANTRA 26	76	26.38	4	2	3	✓		
	32m	SANTORINI 32	85	32.21	4	2	3	✓		✓
16m	32m	LANGDON 32	66	31.54	4	3	2	✓		✓
	28m	MANTRA 29	75	28.66	4	2	2	✓		✓
	32m	SANTORINI 33	84	32.88	4	2	3	✓		✓
	32m	SANTORINI 31	86	30.80	4	2	2	✓	✓	✓
	32m	SANTORINI 29	87	29.23	4	2	3	✓		
	28m	SANTORINI 28MK2	88	28.38	4	2	2	✓		✓
	28m	SANTORINI 25	89	24.97	4	2	2			
	25m	SANTORINI 21	89	21.10	3	2	2			

Country living collection

Page 114

Min. Block Width <sup>^</sup>	Min. Block Depth <sup>^</sup>	Home	Page	Total Squares	Beds	Bath	Living Areas	Outdoor Area	Study	Butler's Pantry
+16m	25+m	DENVER 45MK2	118	44.56	4	2	4		✓	✓
	25+m	DENVER 34	119	34.43	4	2	3		✓	✓
	25+m	DENVER 32	120	31.94	4	2	3			
	25+m	DAVENPORT 34	126	34.28	4	3	3		✓	✓
	25+m	DAVENPORT 30	127	30.13	4	2	3			✓
	25+m	KALARNEY 29	131	28.77	4	2	3			
	25+m	KALARNEY 24	132	24.38	3	2	2		✓	
	25+m	KALARNEY 22	133	21.86	3	2	2			
	25+m	KALARNEY 19	134	18.79	3	2	1			

Double storey homes

Page 138

Min. Block Width <sup>^</sup>	Min. Block Depth <sup>^</sup>	Home	Page	Total Squares	Beds	Bath	Living Areas	Outdoor Area	Study	Butler's Pantry
8.5m	25m	SANTANA 22	201	21.70	3	2	1			
	21m	SANTANA 18	202	18.47	3	2	1			
10.5m	21m	HANSEN 23	174	22.92	3	2	1			
	25m	GALLOWAY 22	160	21.95	3	2	1			
12.5m	30m	MARION 42	177	42.08	4	2	3	✓	✓	✓
	28m	MARION 39	178	39.22	4	2	3	✓	✓	✓
	25m	MARION 34	179	34.25	4	2	3	✓		✓
	30m	SALAMANCA 37	193	37.10	4	2	4	✓		✓
	28m	SALAMANCA 34	194	33.60	4	2	3	✓		✓
	25m	SALAMANCA 29	195	28.60	4	2	3			✓
	30m	SAVANNAH 34	209	34.56	4	2	4	✓	✓	✓
	21m	SAVANNAH 29	210	28.88	4	2	3			✓
	21m	ZITA 25	227	24.94	4	2	1		✓	✓
14m	21m	ADAN 26	140	26.48	4	2	1		✓	✓
	25m	ALTO 30	143	30.35	3	2	2		✓	✓
	30m	DUXTON 42	153	42.37	5	3	3	✓		✓
	28m	DUXTON 39	154	38.94	5	2	3	✓	✓	✓
	25m	DUXTON 35	155	34.93	5	2	3		✓	✓
	30m	GLENDALE 45A	165	45.14	4	2	4	✓	✓	✓
	30m	GLENDALE 45	166	45.05	5	2	4	✓	✓	✓
	32m	GLENDALE 42	167	41.66	4	2	4	✓	✓	✓
	28m	GLENDALE 39	168	38.72	4	2	3	✓	✓	✓
	25m	GLENDALE 34MK2	169	34.21	4	2	3		✓	✓
	28m	MERRICKS 43	183	42.86	4	2	3	✓	✓	✓
	28m	MERRICKS 42	184	41.96	4	2	3	✓	✓	✓
	28m	MERRICKS 38MK2	185	38.37	4	2	3	✓	✓	✓
	28m	MERRICKS 37	186	36.81	4	2	3	✓	✓	✓
	28m	MERRICKS 34	187	34.32	4	2	3	✓	✓	✓
	30m	SAVANNAH 41RF	208	40.66	4	2	4	✓	✓	✓
	28m	WINCHESTER 34	220	34.10	4	2	3	✓	✓	✓
	25m	WINCHESTER 28	221	27.75	4	2	2		✓	✓
15.24m	25m	ALTO 33	148	33.15	4	3	2		✓	✓
	25m	ALTO 33MR	149	33.15	4	3	2		✓	✓
16m	32m	GLENDALE 50	164	50.36	4	4	4	✓	✓	✓
	28m	TRENTHAM 30	216	30.25	4	2	3		✓	✓

<sup>^</sup>Subject to orientation and fall of land, developer and council guidelines and in accordance with Small Lot Code.

# Welcome to Freedom

*More of what you love, for less.*

We've been building dream homes for first home buyers and growing families for over 40 years. Our commitment to creating the best designed, quality new homes at affordable prices is why more people choose to build a Metricon home than any other home builder. We are Australia's most trusted home builder.



**FREEDOM**

**m**  
metricon







# More lifestyle for less

*The best thing about building your dream home is that it is without compromise.*

Building with Freedom by Metricon allows you and your family to choose the perfect design that will suit your needs. Everywhere you look, you'll find more room to breathe, with bigger rooms and a smart use of space.

It is every Australian's dream to get into the property market and own their own home. Freedom by Metricon allows that dream to become a reality. With hundreds of smart designs at affordable prices we can help you and your family live a life you have only dreamed of.

So whether you are living on your own, as a couple, as a growing family or even have extended family living with you, smart buyers choose Freedom by Metricon: always offering you "More home for less".







# *Celebrate family life*

*Our designs have multiple spaces perfect for entertaining family and friends.*

So many of our Freedom by Metricon designs have multiple spaces perfect for entertaining friends and family. Spaces where everyone can get together and celebrate life.

Whether it be a family lunch in your open plan living area, Friday night drinks in your alfresco, or movie night with the kids in your theatre room. We have got entertainment covered for the whole family.

Enjoy the luxury of a dedicated home theatre and make the most of those blockbuster movies. Gather in an “indoor-outdoor” room for an alfresco meal on a summer’s evening while the kids make the most of playing in the backyard.

Freedom to be the happiest family you can be. That’s what it’s all about.







# Great design in every home

## *Options for you to explore with a design to suit every taste and lifestyle.*

At Freedom by Metricon we have hundreds of floorplans and options for customers to explore, with a design to suit every taste and lifestyle. Single or double storey homes. 3, 4 or 5 bedrooms. Brick or render. The choices are endless.

Our customers can personalise their homes with a large variety of fixtures and fittings to choose from in our state of the art Studio M, which accommodate to different styles and budgets. With close to 100 display homes open across Victoria the choices are endless.

A Freedom by Metricon home should reflect who you are, and where you're going: a reflection of your hard work, and your hopes for the future of your family today, and tomorrow. When things change, is your home smart enough to change with you? Can it transform to suit your lifestyle? You see, we are like you. Practical, family people, who know that a home doesn't just have to look great, it has to be easy to live in, day by day. That's where great design comes in. And it's built into every Freedom home.







# *Add your personal touch*

***Yes we make changes. At Freedom by Metricon, we have a huge range of home designs for you to explore.***

Found the perfect home but wish you could make some changes? Well you can. Maybe you would like to swap the position of your Study and Master Suite, or add an Ensuite to a bedroom? We've got that covered.

All Freedom by Metricon homes come with a selection of popular design options that allow you to tailor your home by making the changes that matter most to you and your family.

We have shown just a few examples on the next couple of pages to give you a feel for what changes could be made. Should you have something specific in mind or additional questions, please speak to a New Home Advisor for further information.





# Add extra space

Create an indoor/outdoor entertaining space by adding an Outdoor Room. Or turn your existing Outdoor Room into a Grand Outdoor Room, making those summer nights even more relaxing in the privacy of your own backyard.

Talk to a New Home Advisor about the home design options available on your favourite floorplan.



Image depicts items not supplied by Metricon namely landscaping and fencing. Outdoor rooms are sometimes optional extras above standard design specification.

*Increase the size of the outdoor room perfect for alfresco dining.*



*Extend your living space with the addition of an outdoor room.*



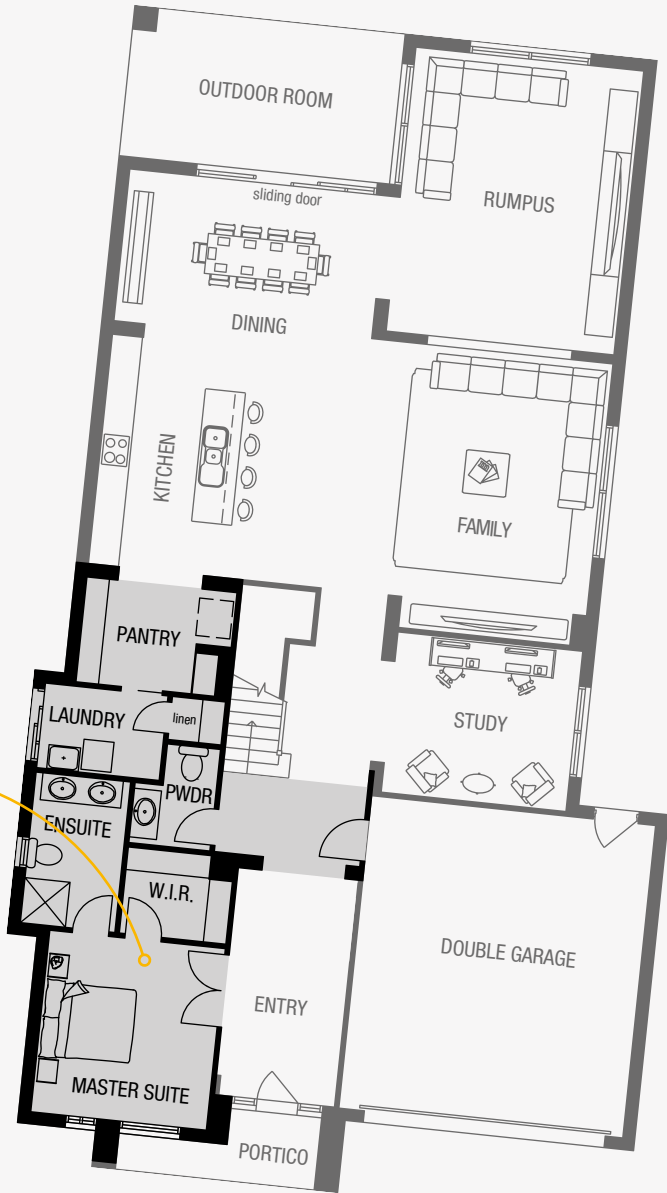
# Change spaces

Convert a Study or Leisure room into a 5th Bedroom or move the Master Suite to the Ground Floor. Have the freedom to accommodate everyone in a home you are proud to call your own.

Talk to a New Home Advisor about the home design options available on your favourite floorplan.



*Swap the position of the master suite for a little extra privacy.*



*Create a parent's retreat or guest room with a ground floor bedroom.*



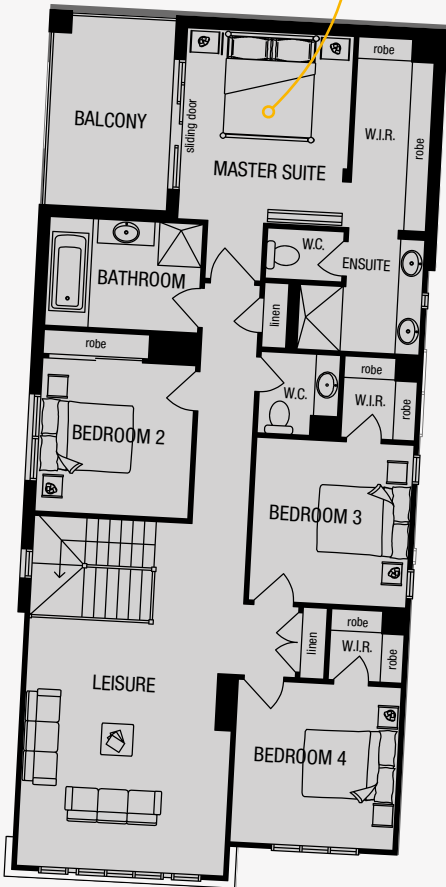
# Change the finer details

Tailor your home by making the changes that matter most to you and your family. Extra bathrooms? Bigger bedrooms or living spaces? The choice is yours.

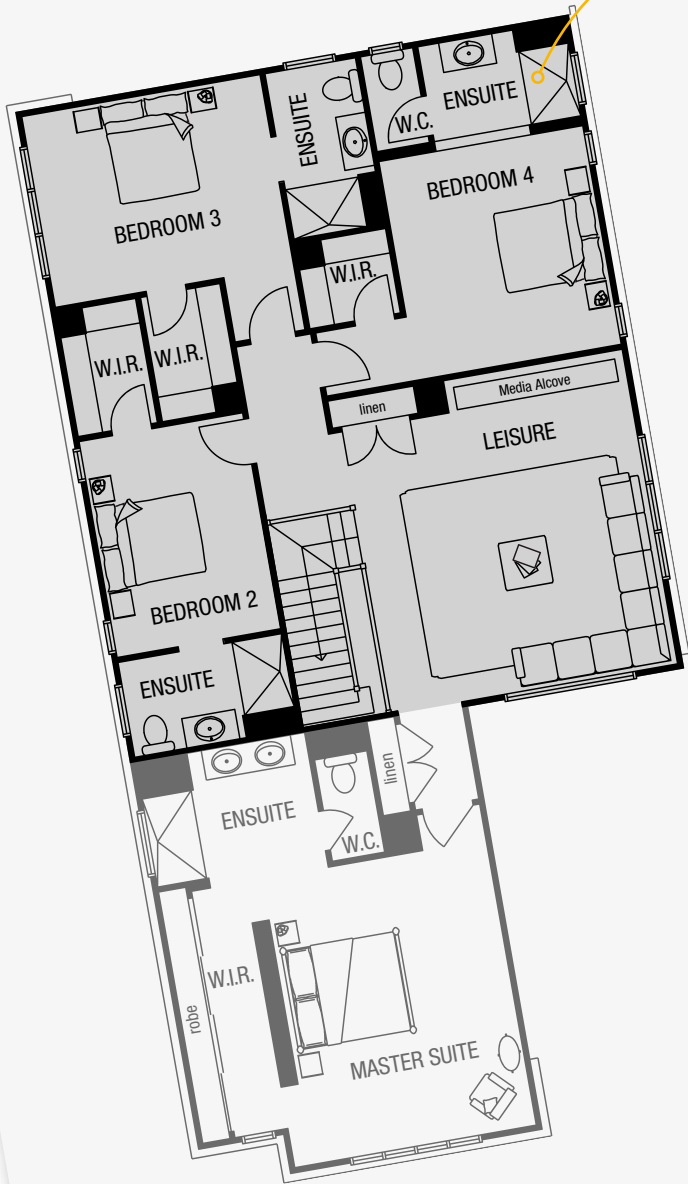
Talk to a New Home Advisor about the home design options available on your favourite floorplan.



*Optimise the use of space by moving the master suite to the rear of the home to include a balcony.*



*Add a touch of luxury with an ensuite to all bedrooms (selected double storey homes only).*



# *Love a world of choice*

*You'll love making your new home truly yours at our state of the art  
Studio M selection centre.*



STUDIO/M







Studio M Melbourne



# Endless Choice

This is where we turn your dreams into reality. For those who seek the ultimate personalisation experience, our industry-leading selection centre provides you with every choice you could imagine to make your home the one you have always dreamed of owning.

As well as the wonderful standard inclusions in your Freedom by Metricon home, we'll suggest a wide variety of additional stunning yet affordable options for you to consider, to add even more value and style to your home. Love personalising your home with an amazing range of choices from Australia's leading brands, creating your home exactly as you want it, and making it uniquely yours.



# Expert Guidance

When you attend Studio M your dedicated personal consultant's advice is provided via a private one-on-one appointment. With years of experience, your Interior Design Consultant will guide you through thousands of beautiful fixtures and fittings, colour selections and design choices covering every facet of your Freedom by Metricon home.

To make your experience even more special we have coffee and refreshments, and everything to look after the kids while you take your time to create your homes unique style. You can even tour Studio M before you buy. Just ask your New Home Advisor if you'd like to come along.

## Our Studio M Selection Centres

**STUDIO M Melbourne**  
501 Blackburn Rd,  
Mt Waverley  
  
(03) 9915 5555

**STUDIO M Shepparton**  
1/8009 Goulburn Valley Hwy,  
Kialla  
  
(03) 5820 1222

**STUDIO M Geelong**  
191 Melbourne Rd,  
North Geelong  
  
(03) 5277 7477

**STUDIO M Traralgon**  
43 Grey St,  
Traralgon  
  
(03) 5176 0675







Studio M Melbourne

# Love that peace of mind

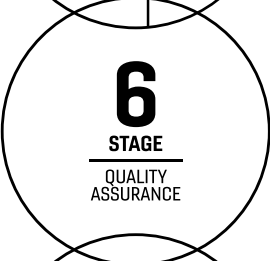
*Quality and care is built into every Freedom by Metricon home. It's what makes Metricon Australia's most loved builder.*



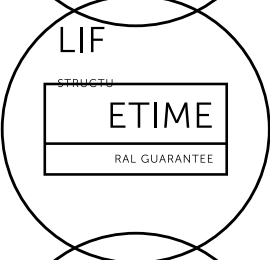
We've been helping Australians love where they live for more than 40 years. Whether you're building your first home or your forever home, we're with you every step of the way – from the first brick to final handover.



Our homes are designed to celebrate you. This is why we continually strive to create innovative, award-winning designs that help you make the most of your home and the life you live in it.



Our homes may have changed over the years but our commitment to excellence hasn't. Our rigorous quality assurance process ensures every Metricon home is built to the highest standard.



Every Metricon home is backed by a Lifetime Structural Guarantee\*, so you can build with the confidence and peace of mind that it will stand the test of time.



We believe no one else designs and builds as well as us and, as Australia's No.1 home builder<sup>^</sup> for the fourth year running, we must be doing something right. That's why more people choose to build with Metricon, Australia's most loved home builder.

\*The Guarantee applies to all new home building contracts signed after 1 January 2019 and is subject to the terms and conditions of the Guarantee which can be found at [metricon.com.au/terms-conditions](http://metricon.com.au/terms-conditions). <sup>^</sup>HIA-Colorbond® Steel Top 100 Report 2016/17/18/19.







# Single storey homes

## *Great value and smart designs*

Our popular single storey homes have a fresh, contemporary style and are packed with all the clever features you expect. Every home in the range represents outstanding value with great designs that'll perfectly suit your lifestyle.







# Agar

## *Spacious award winner*

A perfect choice for those wanting a home that makes the best use of space. The varying floorplans offer features only seen in larger homes, such as a separate study, a family room plus a rumpus room, and a walk-in pantry. The front of the home can even be arranged to suit your block or view. With a great master suite and three other good size bedrooms, this is flexible family living at its best.





# Agar 28BP

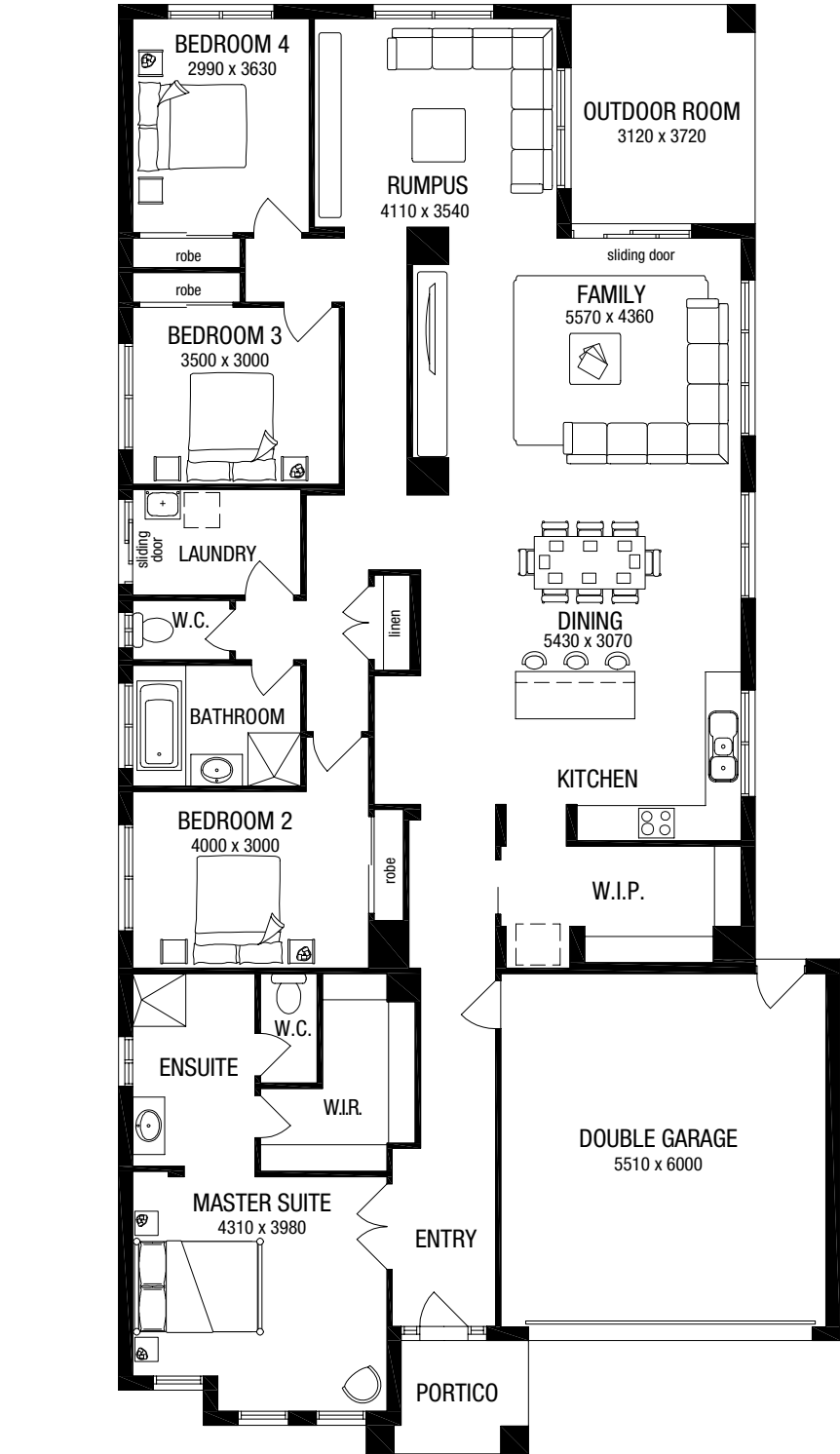
4 | 2 | 2 | 2

POPULAR DESIGN OPTIONS

- Add a Grand Outdoor Room
  - Add Study in place of Butler's Pantry
  - Create a Kids retreat in place of Bedroom 3
- Talk to a New Home Advisor for available options.

Area	Squares	m²
House	22.84	212.19
Garage	3.90	36.17
Outdoor Room	1.25	11.61
Portico	0.47	4.43
Total Area	28.46	264.40
House Width	12.23m	House Length 24.59m
Min. Block Width	14m*	Min. Block Depth 32m*

Floorplans shown based on Aspire facade. \*Subject to orientation and fall of land and developer and council guidelines.



# Agar 26

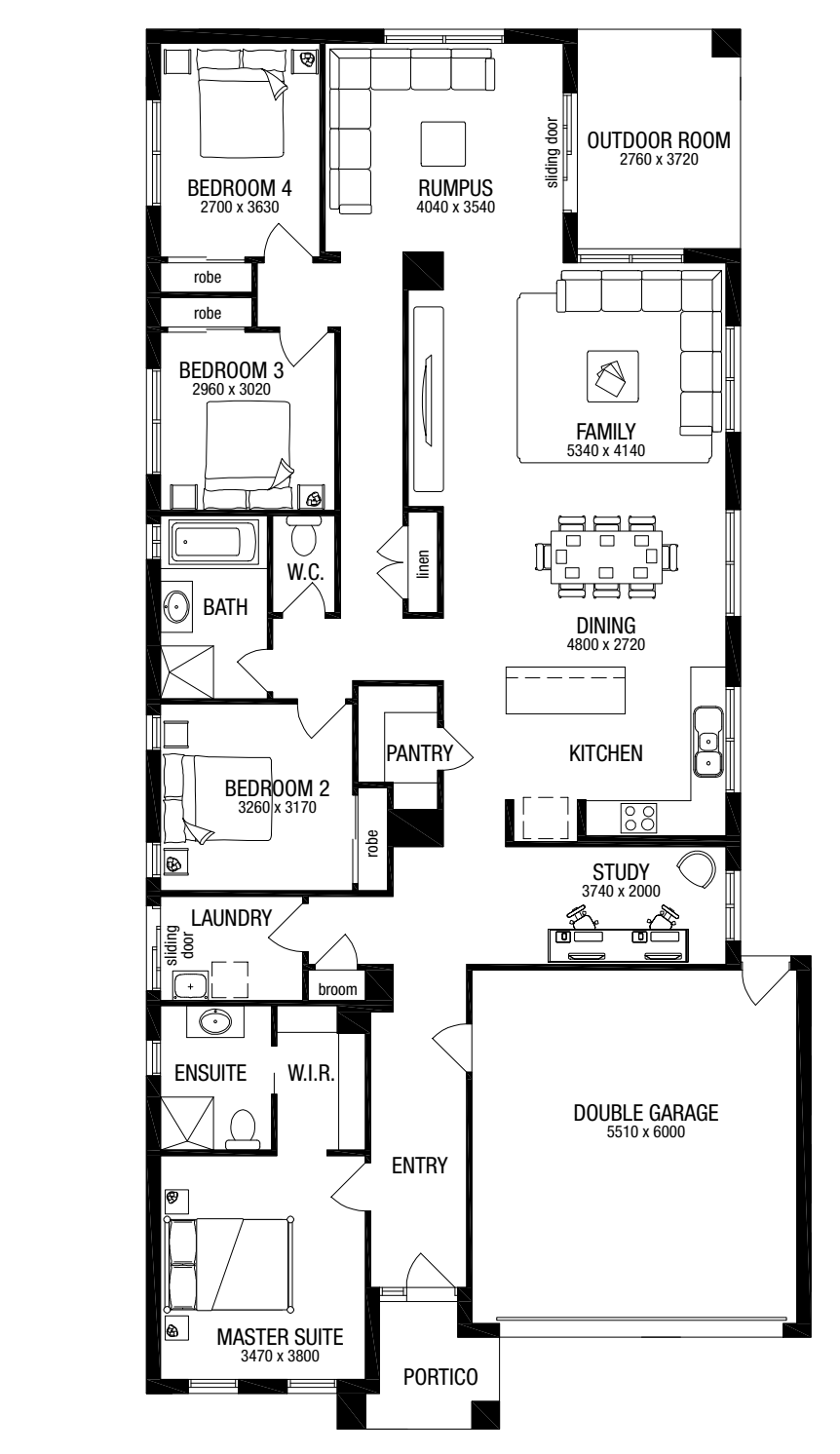
4 | 2 | 2 | 2

POPULAR DESIGN OPTIONS

- Add a Butler's Pantry
  - Reverse the front of the home
  - Add a 5th Bedroom in place of Rumpus
- Talk to a New Home Advisor for available options.

Area	Squares	m²
House	20.22	187.83
Garage	3.89	36.11
Outdoor Room	1.11	10.27
Portico	0.47	4.41
Total Area	25.69	238.62
House Width	11.27m	House Length 23.75m
Min. Block Width	12.5m*	Min. Block Depth 32m*

Floorplans shown based on Aspire facade. \*Subject to orientation and fall of land and developer and council guidelines.



*Agar facade styles*

Façades shown are based on Agar 28BP. Façade images pictured contain upgrade items above standard specification and will incur additional costs. These items include feature render and bricks, timber windows and garage doors, feature tiling, COLORBOND® roof, exterior lighting, brick infills above garage, front entry doors, decking and driveways.

For further details on facades please talk to a New Home Advisor.



Agar 28BP Maine



Agar 28BP Yale



Agar 28BP Aspire



Agar 28BP Ascent





Agar 28BP Pagoda



Agar 28BP Luxe



Agar 28BP Harcrest



Agar 28BP Aspen

*Agar facade styles*

Façades shown are based on Agar 28BP. Façade images pictured contain upgrade items above standard specification and will incur additional costs. These items include feature render and bricks, timber windows and garage doors, feature tiling, COLORBOND® roof, exterior lighting, brick infills above garage, front entry doors, decking and driveways.

For further details on facades please talk to a New Home Advisor.



Agar 28BP Kingston



Agar 28BP Peak



Agar 28BP Vogue



Agar 28BP Elevate





# Amira

## *Home is where the heart is*

Designed to complement family living whilst providing maximum flexibility, the Amira features a spacious Master Suite and three additional bedrooms zoned to the back. The centrally located kitchen looks out to the open plan living area and the extension of the outdoor room makes this home ideal for entertaining. You will certainly have plenty of room to grow.





# Amira 29MR

4 | 2 | 2 | 2

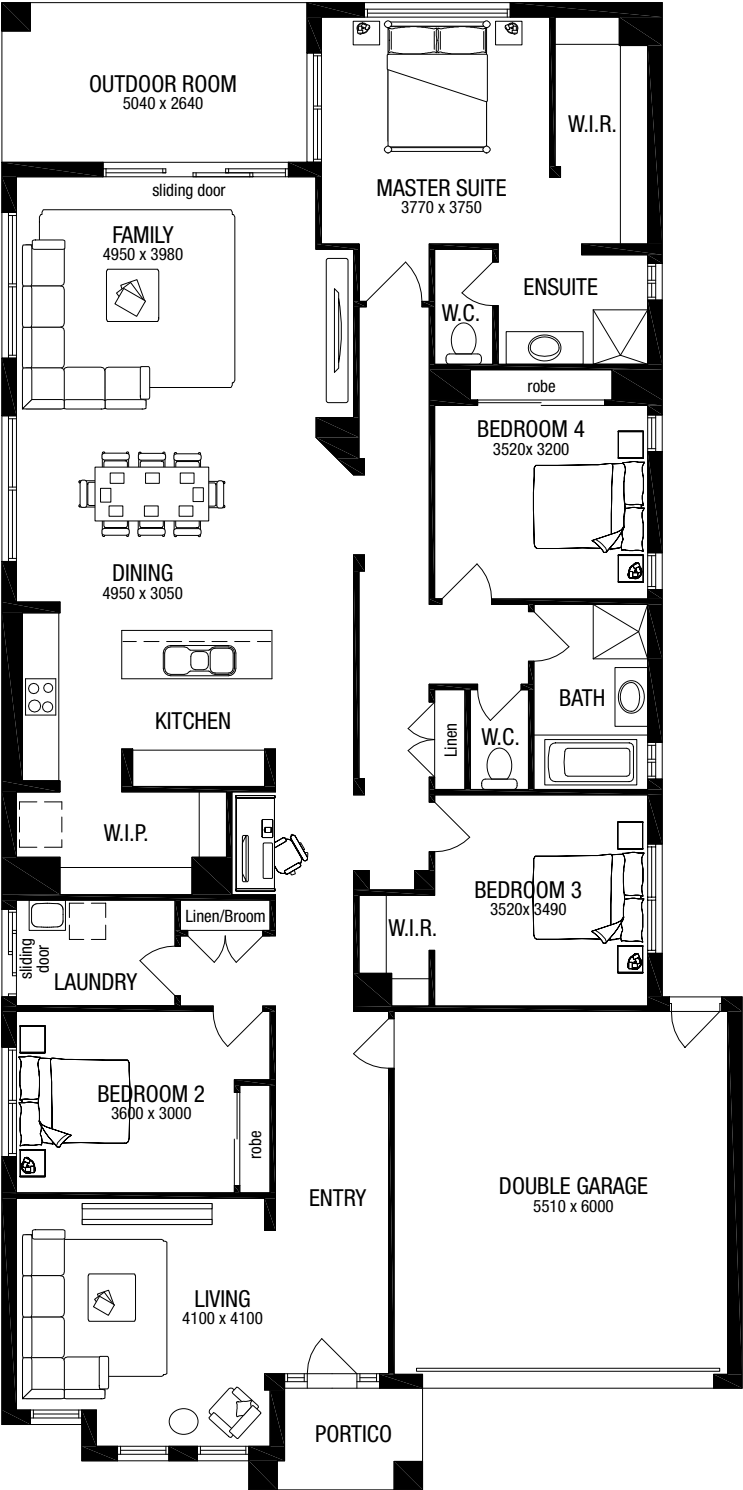
POPULAR DESIGN OPTIONS

- Add a Grand Outdoor Room
- Extend the Master Suite and Ensuite
- Increase the size of shower to Ensuite

Talk to a New Home Advisor for available options.

Area	Squares		m <sup>2</sup>
House	23.02		213.85
Garage	3.89		36.14
Outdoor Room	1.43		13.31
Portico	0.44		4.11
Total Area	28.78		267.41
House Width	12.23m	House Length	24.59m
Min. Block Width	14m*	Min. Block Depth	32m*

Floorplans shown based on Aspire facade. \*Subject to orientation and fall of land and developer and council guidelines.



# Amira 28BP

4 | 2 | 2 | 2

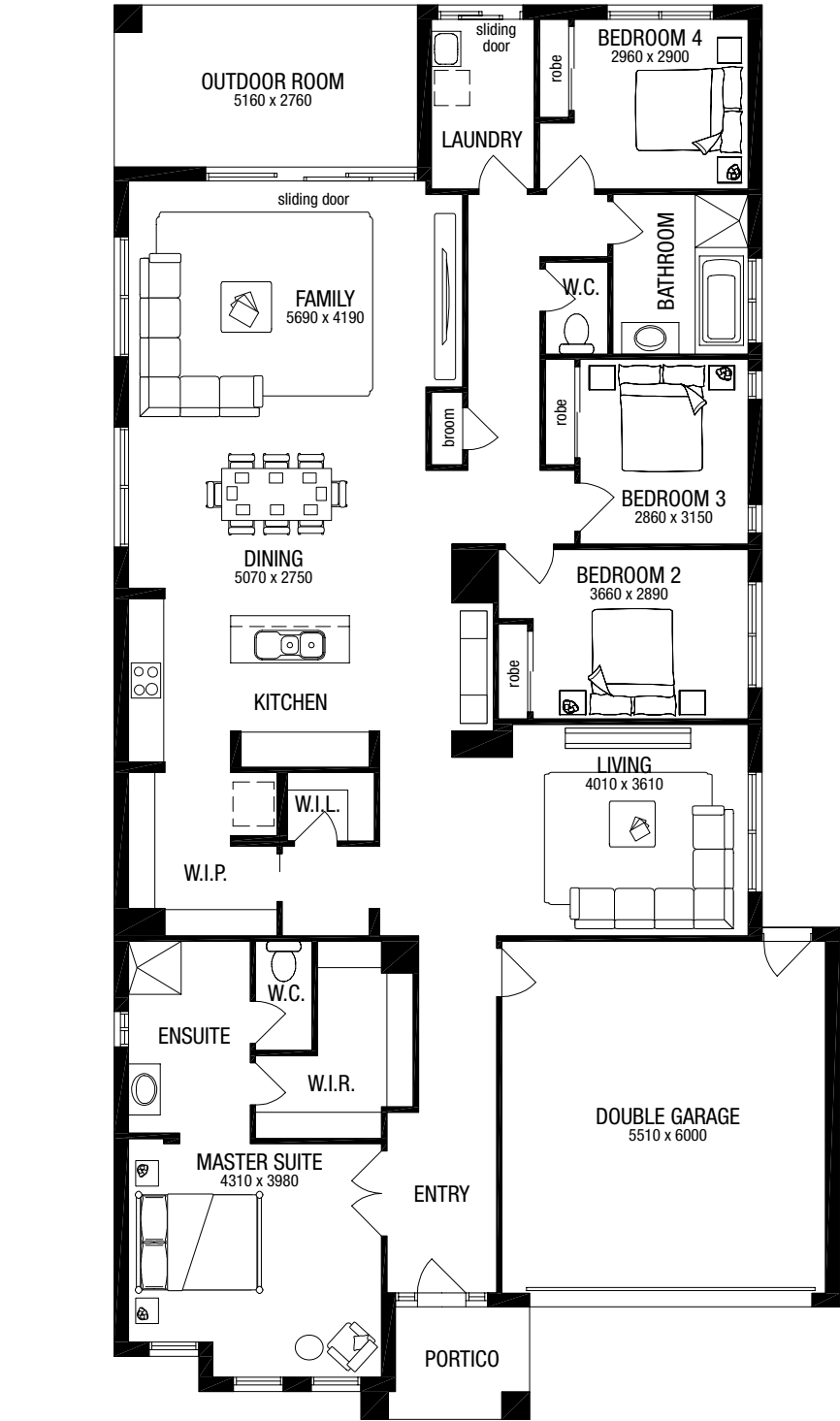
POPULAR DESIGN OPTIONS

- Add a Rumpus Room in place of Outdoor Room
- Add a 5th Bedroom in place of Living Room
- Add a Grand Outdoor Room

Talk to a New Home Advisor for available options.

Area	Squares	m²
House	22.49	208.95
Garage	3.86	36.14
Outdoor Room	1.53	14.24
Portico	0.50	4.66
<b>Total Area</b>	<b>28.42</b>	<b>263.99</b>
House Width	12.35m	House Length 24.11m
<b>Min. Block Width</b>	<b>14m*</b>	<b>Min. Block Depth 32m*</b>

Floorplans shown based on Aspire facade. \*Subject to orientation and fall of land and developer and council guidelines.



# Amira 25S

4 | 2 | 2 | 2

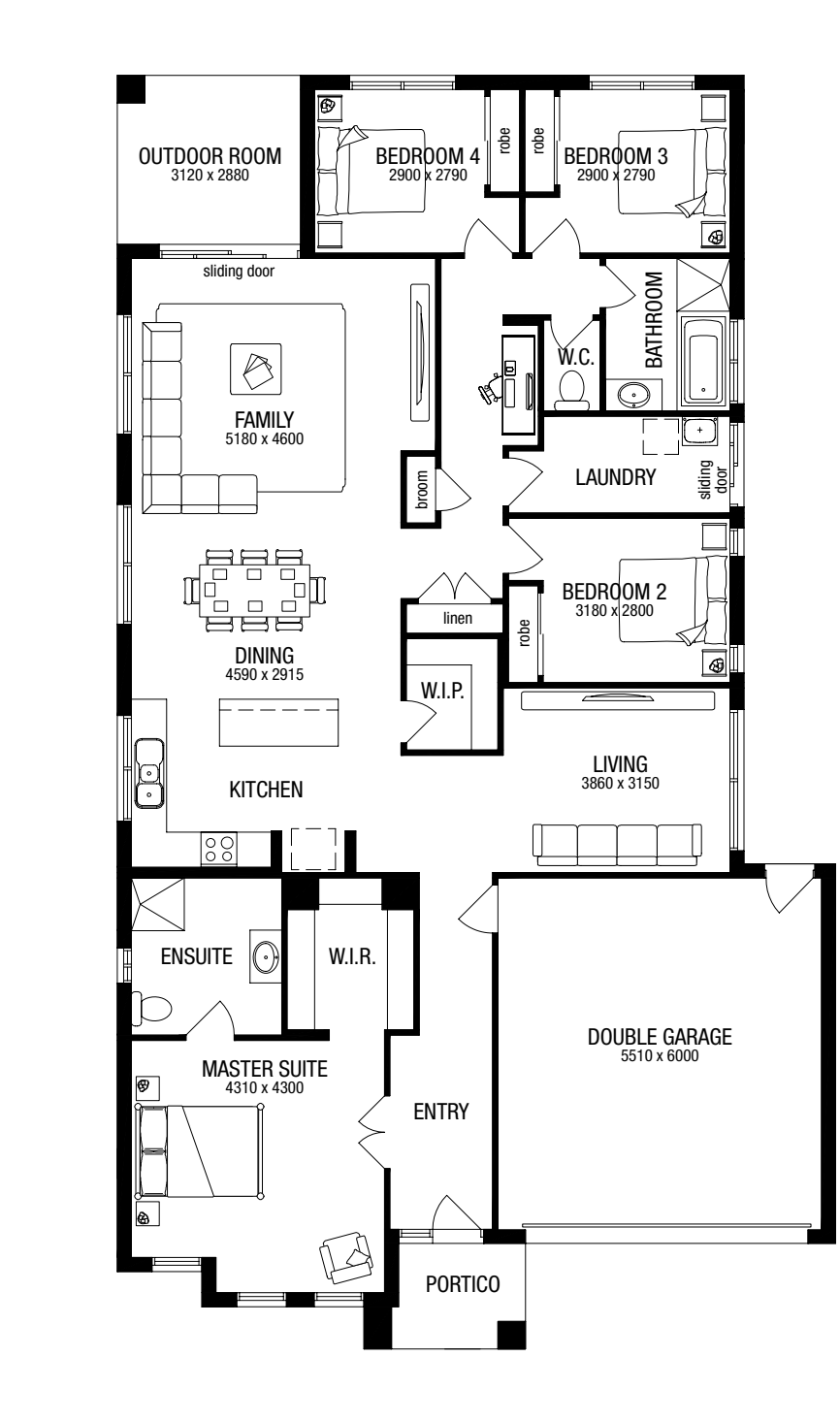
POPULAR DESIGN OPTIONS

- Add a Butler's Pantry
- Add a Double vanity and Large shower to Ensuite
- Create a 5th Bedroom in place of Living Room

Talk to a New Home Advisor for available options.

Area	Squares	m²
House	19.55	181.66
Garage	3.90	36.20
Outdoor Room	0.97	8.99
Portico	0.46	4.31
<b>Total Area</b>	<b>24.88</b>	<b>231.16</b>
House Width	12.23m	House Length 21.71m
<b>Min. Block Width</b>	<b>14m*</b>	<b>Min. Block Depth 28m*</b>

Floorplans shown based on Aspire facade. \*Subject to orientation and fall of land and developer and council guidelines.





# Amira 25

4 | 2 | 2 | 2

POPULAR DESIGN OPTIONS

- Add a Butler’s Pantry in place of Living
  - Swap the position of the Master Suite and Living
  - Extend the Master Suite and Ensuite
- Talk to a New Home Advisor for available options.

Area	Squares	m²
House	19.60	182.08
Garage	3.89	36.14
Outdoor Room	1.32	12.25
Portico	0.54	4.99
Total Area	25.35	235.46
House Width	11.27m	House Length 23.87m
Min. Block Width	12.5m*	Min. Block Depth 32m*

Floorplans shown based on Aspire facade. \*Subject to orientation and fall of land and developer and council guidelines.

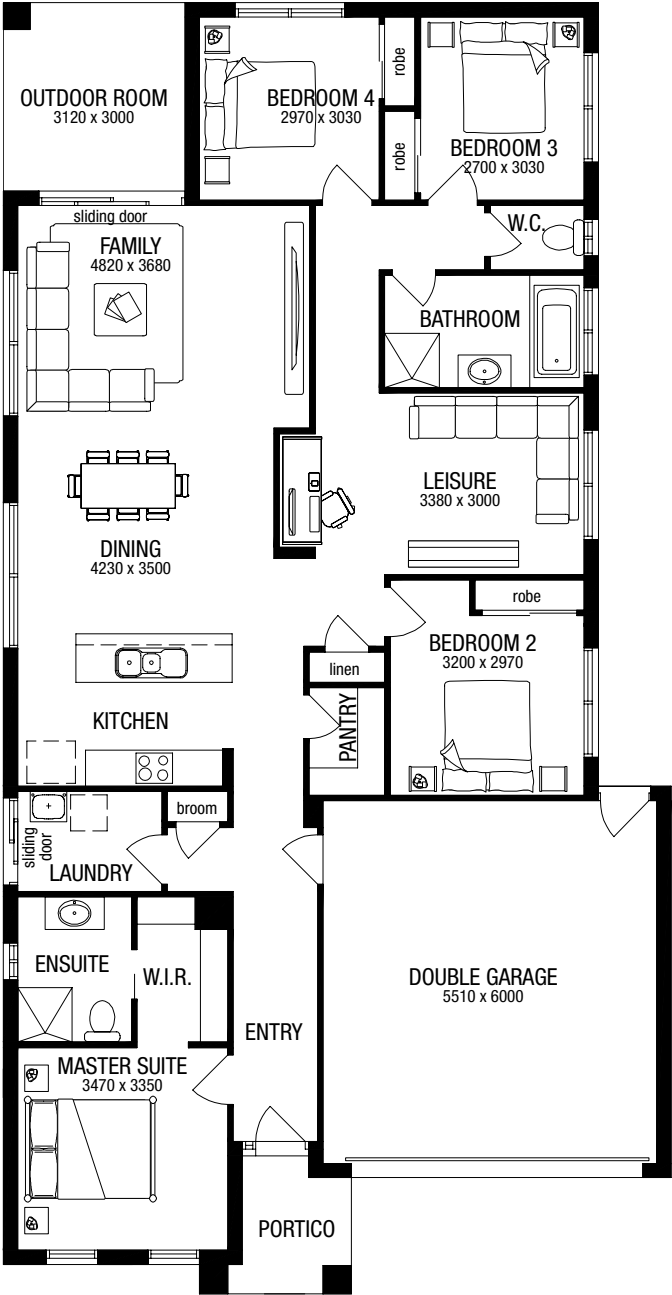
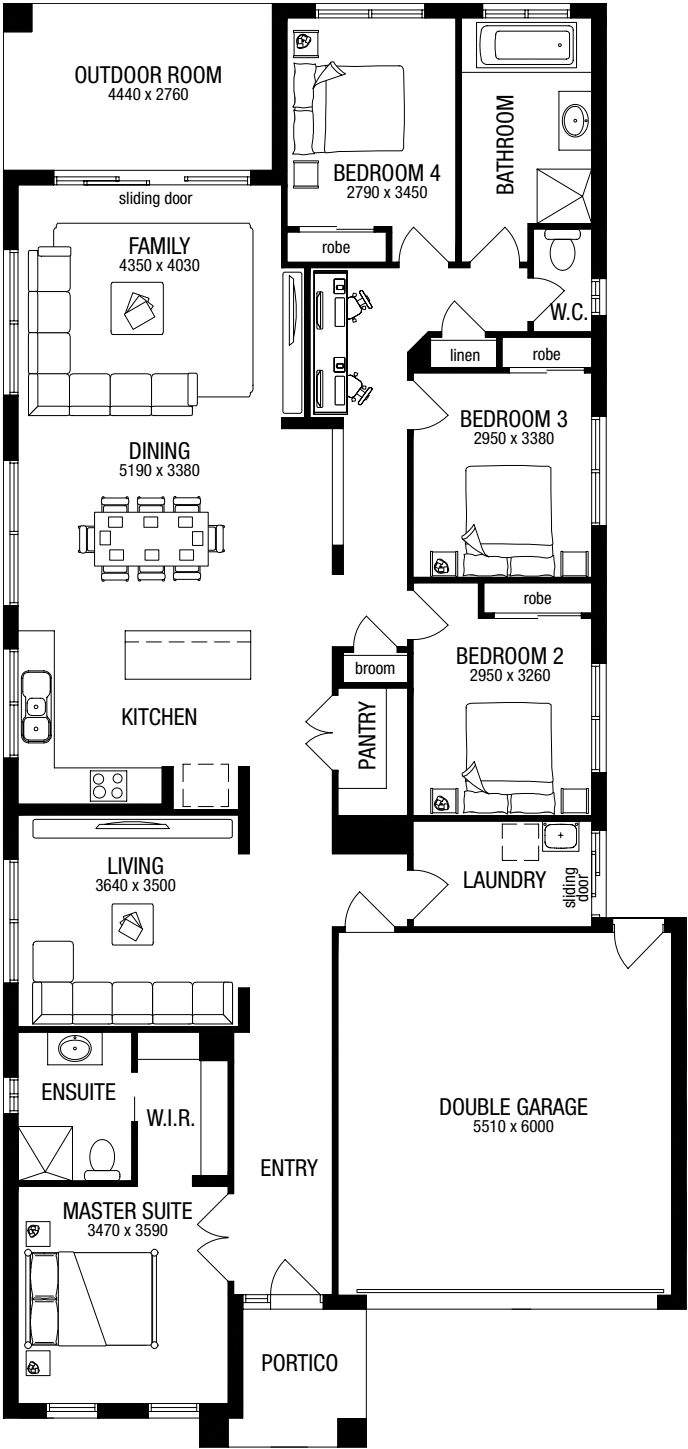
# Amira 22A

4 | 2 | 2 | 2

POPULAR DESIGN OPTIONS

- Reverse the front of the home with Walk In Pantry
  - Add a 5th Bedroom in place of Leisure
  - Change the Kitchen to an “L” shape
- Talk to a New Home Advisor for available options.

Area	Squares	m²
House	17.06	158.50
Garage	3.90	36.20
Outdoor Room	1.01	9.36
Portico	0.45	4.19
Total Area	22.42	208.25
House Width	11.03m	House Length 21.35m
Min. Block Width	12.5m*	Min. Block Depth 28m*



# Amira 20MK2

4 | 2 | 1 | 2

Area		Squares	m <sup>2</sup>
House		14.96	139.00
Garage		3.89	36.11
Outdoor Room		0.78	7.20
Portico		0.45	4.18
Total Area		20.07	186.49
House Width	11.27m	House Length	18.71m
Min. Block Width	12.5m*	Min. Block Depth	25m*

# Amira 20

4 | 2 | 1 | 2

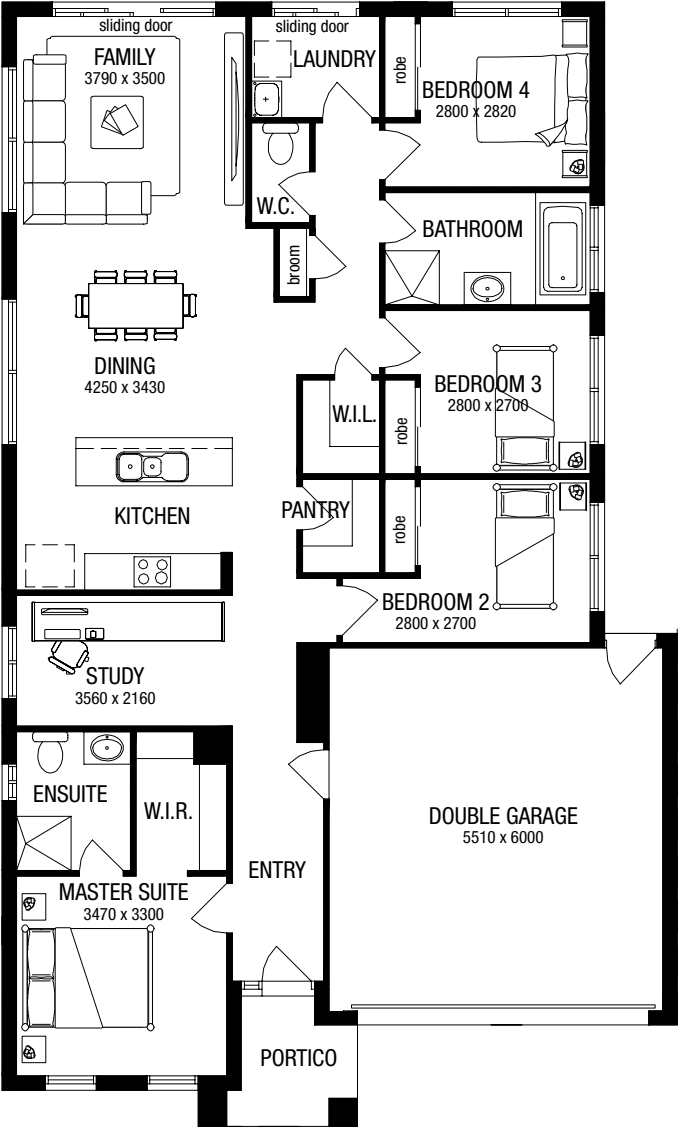
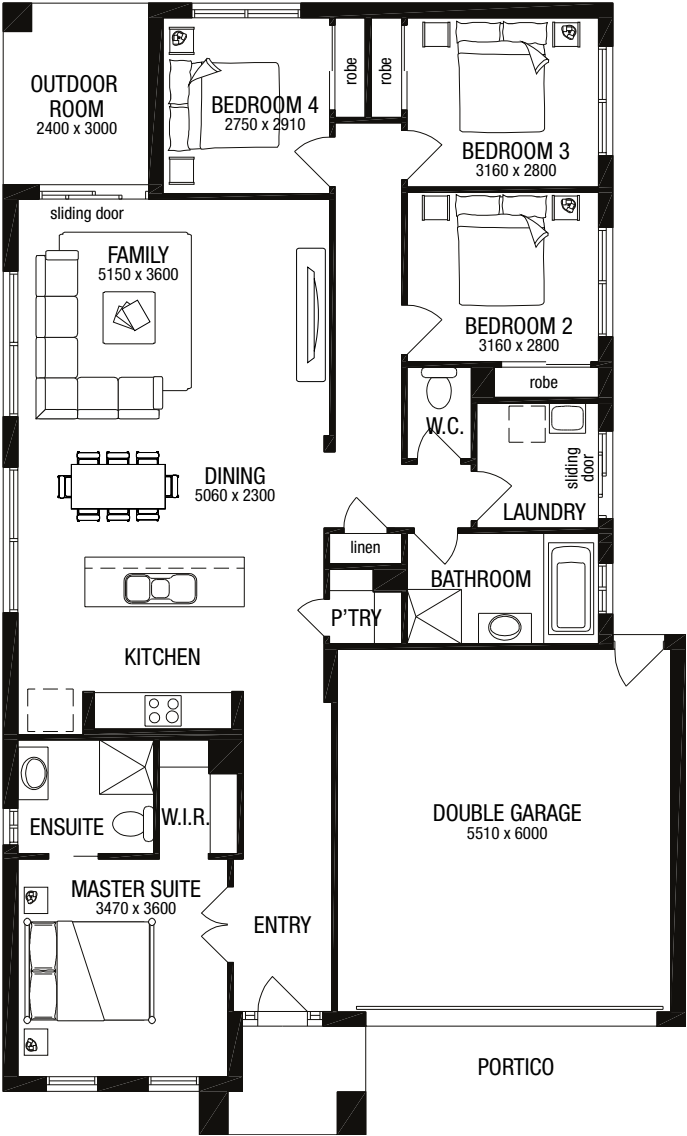
### POPULAR DESIGN OPTIONS

- Add a Double vanity to Ensuite
- Add a Butler's Pantry in place of the Study
- Add an Outdoor Room

Talk to a New Home Advisor for available options.

Area		Squares	m <sup>2</sup>
House		15.44	143.48
Garage		3.90	36.23
Portico		0.46	4.23
Total Area		19.80	183.94
House Width	11.15m	House Length	18.59m
Min. Block Width	12.5m*	Min. Block Depth	25m*

Floorplans shown based on Aspire facade. \*Subject to orientation and fall of land and developer and council guidelines.









Amira facade styles

Façades shown are based on Amira 28BP. Façade images pictured contain upgrade items above standard specification and will incur additional costs. These items include feature render and bricks, timber windows and garage doors, feature tiling, COLORBOND® roof, exterior lighting, brick infills above garage, front entry doors, decking and driveways.

For further details on facades please talk to a New Home Advisor.



Amira 28BP Pagoda



Amira 28BP Kingston



Amira 28BP Vogue



Amira 28BP Aspen





Amira 28BP Domain



Amira 28BP Peak



Amira 28BP Pinnacle



Amira 28BP Elevate

Amira facade styles

Façades shown are based on Amira 28BP. Façade images pictured contain upgrade items above standard specification and will incur additional costs. These items include feature render and bricks, timber windows and garage doors, feature tiling, COLORBOND® roof, exterior lighting, brick infills above garage, front entry doors, decking and driveways.

For further details on facades please talk to a New Home Advisor.



Amira 28BP Aspire



Amira 28BP Luxe



Amira 28BP Mirage



Amira 28BP Maine





Amira 28BP Yale



Amira 28BP Ascent



Amira 28BP Neo



Amira 28BP Harcrest

Avoca 17MK2

3 | 2 | 1 | 1

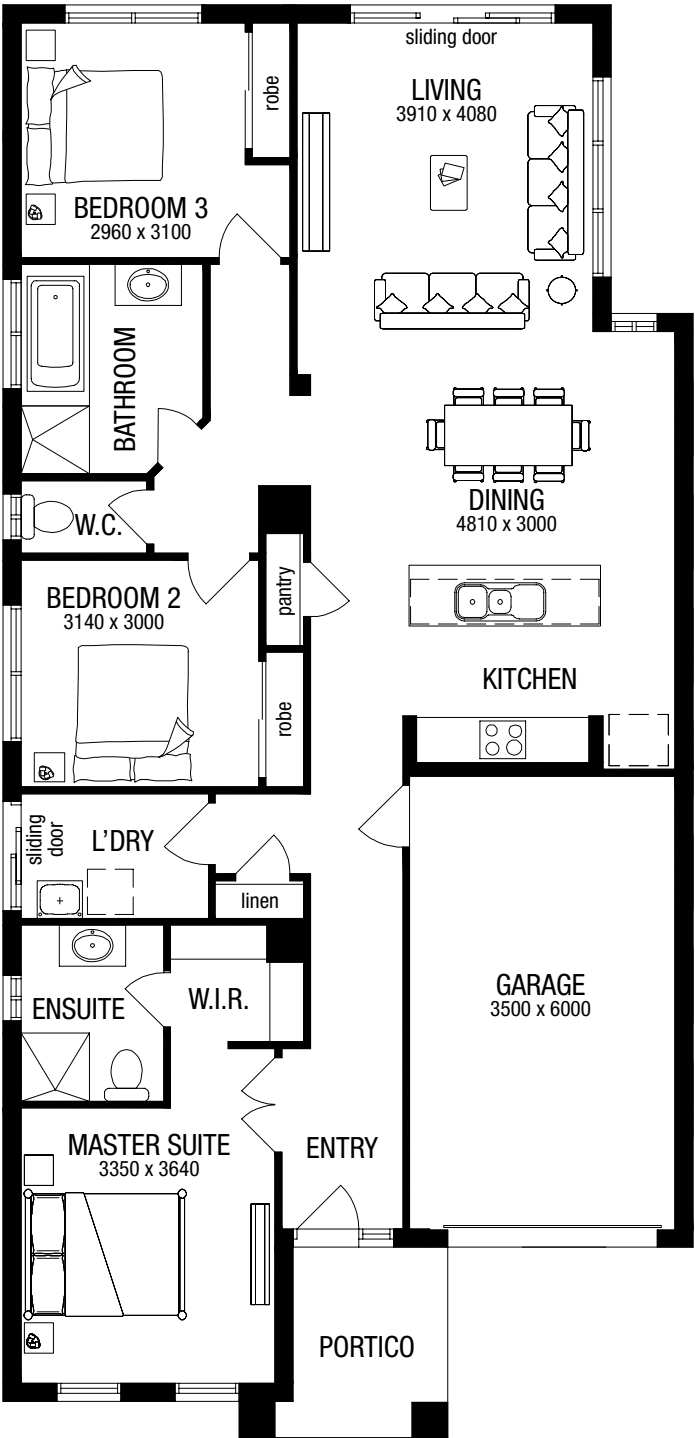
POPULAR DESIGN OPTIONS

- Add a Double Garage and Butler’s Pantry
- Add a Rumpus at the back of the home
- Add an Outdoor Room

Talk to a New Home Advisor for available options.

Area	Squares	m²
House	13.97	129.78
Garage	2.51	23.30
Portico	0.49	5.48
Total Area	17.07	158.56
House Width	9.11m	House Length 18.95m
Min. Block Width	10.5m*	Min. Block Depth 25m*

Floorplan shown based on Aspire facade. \*Subject to orientation and fall of land and developer and council guidelines.





Avoca facade styles

Façades shown are based on Avoca 17MK2. Façade images pictured contain upgrade items above standard specification and will incur additional costs. These items include feature render and bricks, timber windows and garage doors, feature tiling, COLORBOND® roof, exterior lighting, brick infills above garage, front entry doors, decking and driveways.

For further details on facades please talk to a New Home Advisor.





# Carine

## Carine 19

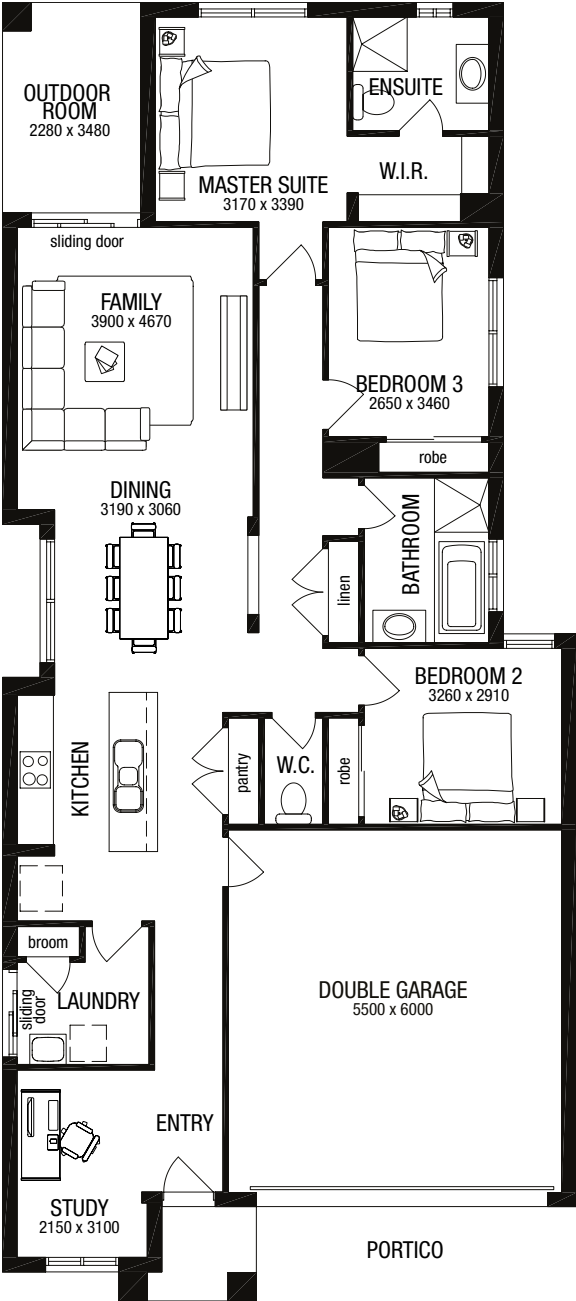
3 | 2 | 1 | 2

DESIGN OPTIONS

Talk to a New Home Advisor for available options.

Area	Squares	m²
House	14.38	133.60
Garage	3.85	35.76
Outdoor Room	0.85	7.93
Portico	0.30	2.77
<b>Total Area</b>	<b>19.38</b>	<b>180.06</b>
House Width	9.47m	House Length 21.47m
<b>Min. Block Width</b>	<b>10.5m*</b>	<b>Min. Block Depth 28m*</b>

Floorplan shown based on Aspire facade. \*Subject to orientation and fall of land and developer and council guidelines.



## Carine 17

3 | 2 | 1 | 2

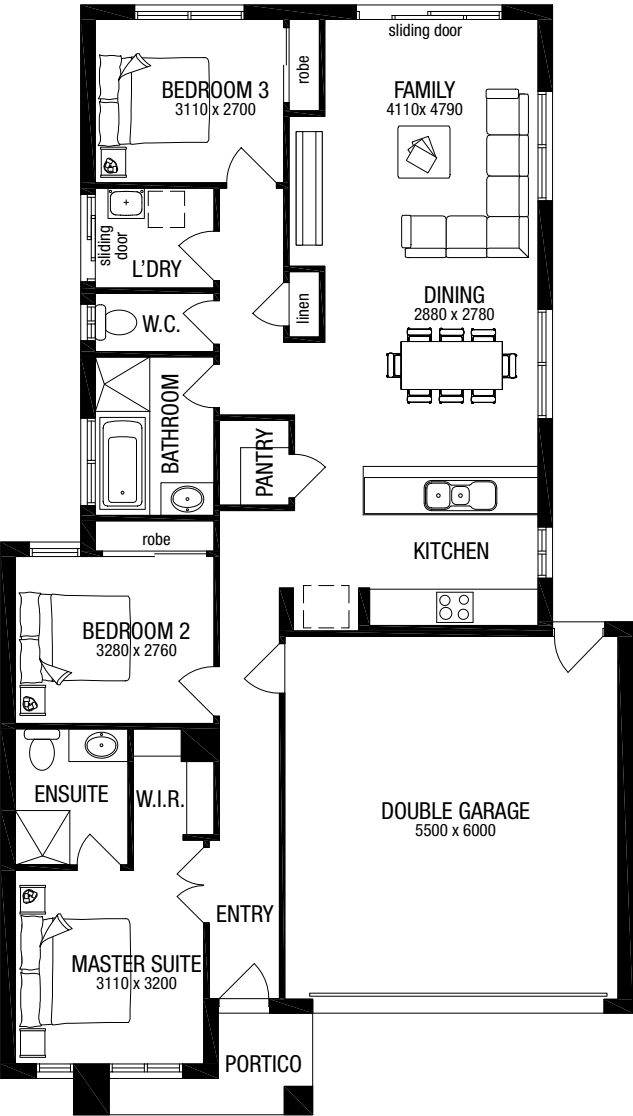
POPULAR DESIGN OPTIONS

- Add a 4th Bedroom
- Add an Outdoor Room
- Add a Butler's Pantry

Talk to a New Home Advisor for available options.

Area	Squares	m²
House	12.54	116.47
Garage	3.88	36.08
Portico	0.44	4.06
<b>Total Area</b>	<b>16.86</b>	<b>156.61</b>
House Width	10.43m	House Length 18.35m
<b>Min. Block Width</b>	<b>10.5m*</b>	<b>Min. Block Depth 25m*</b>

Floorplan shown based on Traditional facade. \*Subject to orientation and fall of land and developer and council guidelines.



*Carine facade styles*

Façades shown are based on Carine 17. Façade images pictured contain upgrade items above standard specification and will incur additional costs. These items include feature render and bricks, timber windows and garage doors, feature tiling, COLORBOND® roof, exterior lighting, brick infills above garage, front entry doors, decking and driveways.

For further details on facades please talk to a New Home Advisor.



Carine 17 Kingston



Carine 17 Luxe



Carine 17 Neo



Carine 17 Domain



Carine 17 Aspire



Carine 17 Traditional



# Carlin

Feature packed

## Carlin 19

🏠 4 | 🚿 2 | 🚿 1 | 🚗 2

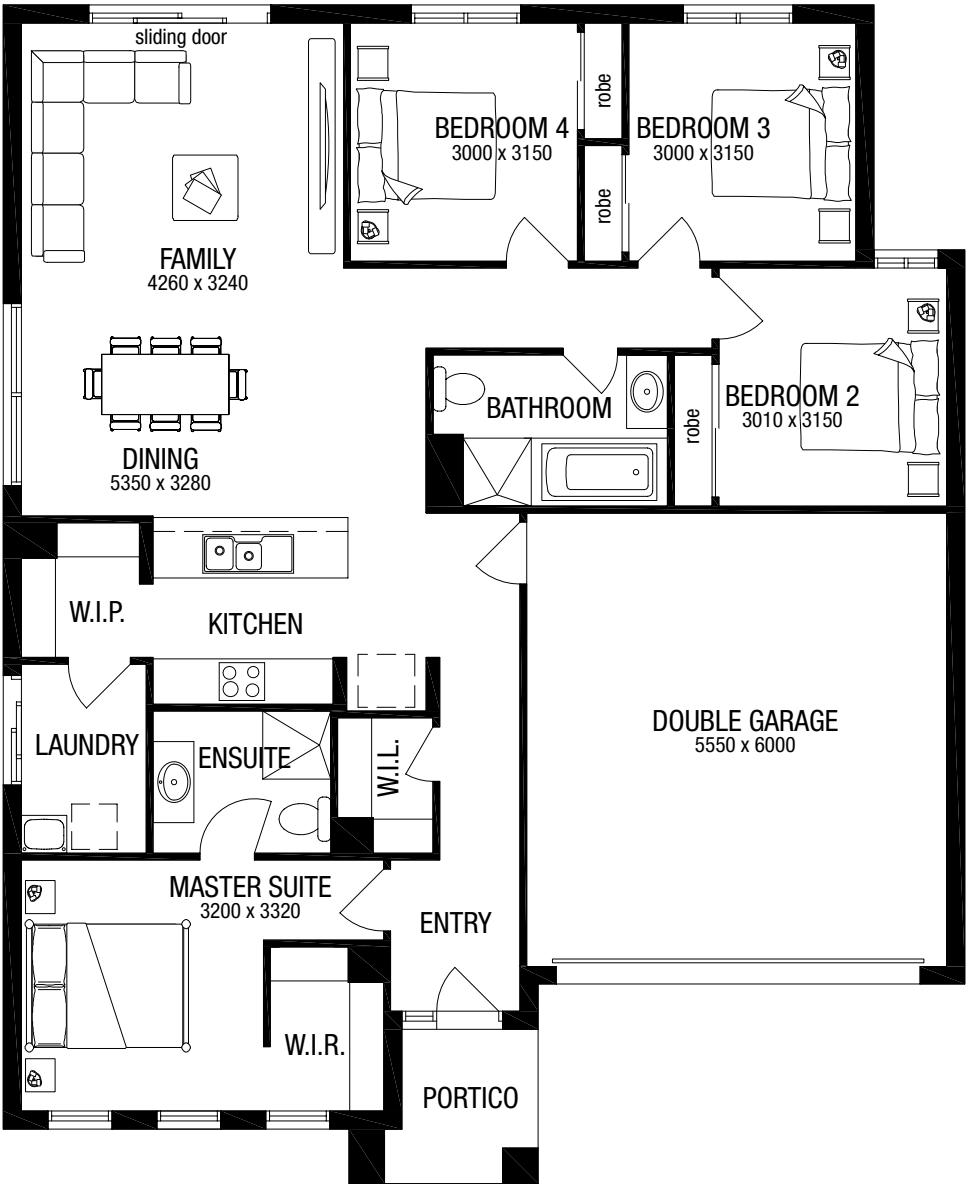
POPULAR DESIGN OPTIONS

- Double vanity to Ensuite

Talk to a New Home Advisor for available options.

Area	Squares	m <sup>2</sup>
House	14.49	134.60
Garage	4.01	37.31
Portico	0.45	4.18
<b>Total Area</b>	<b>18.95</b>	<b>176.09</b>
House Width	12.71m	House Length 15.59m
<b>Min. Block Width</b>	<b>14m*</b>	<b>Min. Block Depth 21m*</b>

Floorplan shown based on Aspire facade. \*Subject to orientation and fall of land and developer and council guidelines.



*Carlin facade styles*

Façades shown are based on Carlin 19. Façade images pictured contain upgrade items above standard specification and will incur additional costs. These items include feature render and bricks, timber windows and garage doors, feature tiling, COLORBOND® roof, exterior lighting, brick infills above garage, front entry doors, decking and driveways.

For further details on facades please talk to a New Home Advisor.



Carlin 19 Kingston



Carlin 19 Elevate



Carlin 19 Yale



Carlin 19 Aspire



Carlin 19 Harcrest



Carlin 19 Mirage



# Delta

## Award winning family favourite

Available in no fewer than 9 flexible floorplans, the Delta has been cleverly designed for a growing family with its bedrooms located along one side of the home, providing an open plan layout with living areas on the other. The focal point of this award winning home is the integrated living areas, complemented by a fabulous kitchen.







# Delta 29MR

4 | 2 | 2 | 2

POPULAR DESIGN OPTIONS

- Increase the size of the shower to Ensuite
- Add a Grand Outdoor Room
- Extend the Master Suite to the back

Talk to a New Home Advisor for available options.

Area		Squares	m²
House		23.03	213.93
Garage		3.89	36.14
Outdoor Room		1.43	13.31
Portico		0.42	3.91
Total Area		28.77	267.29
House Width		12.23m	House Length 24.59m
Min. Block Width		14m*	Min. Block Depth 32m*

Floorplan shown based on Aspire facade. \*Subject to orientation and fall of land and developer and council guidelines.



# Delta 28BP

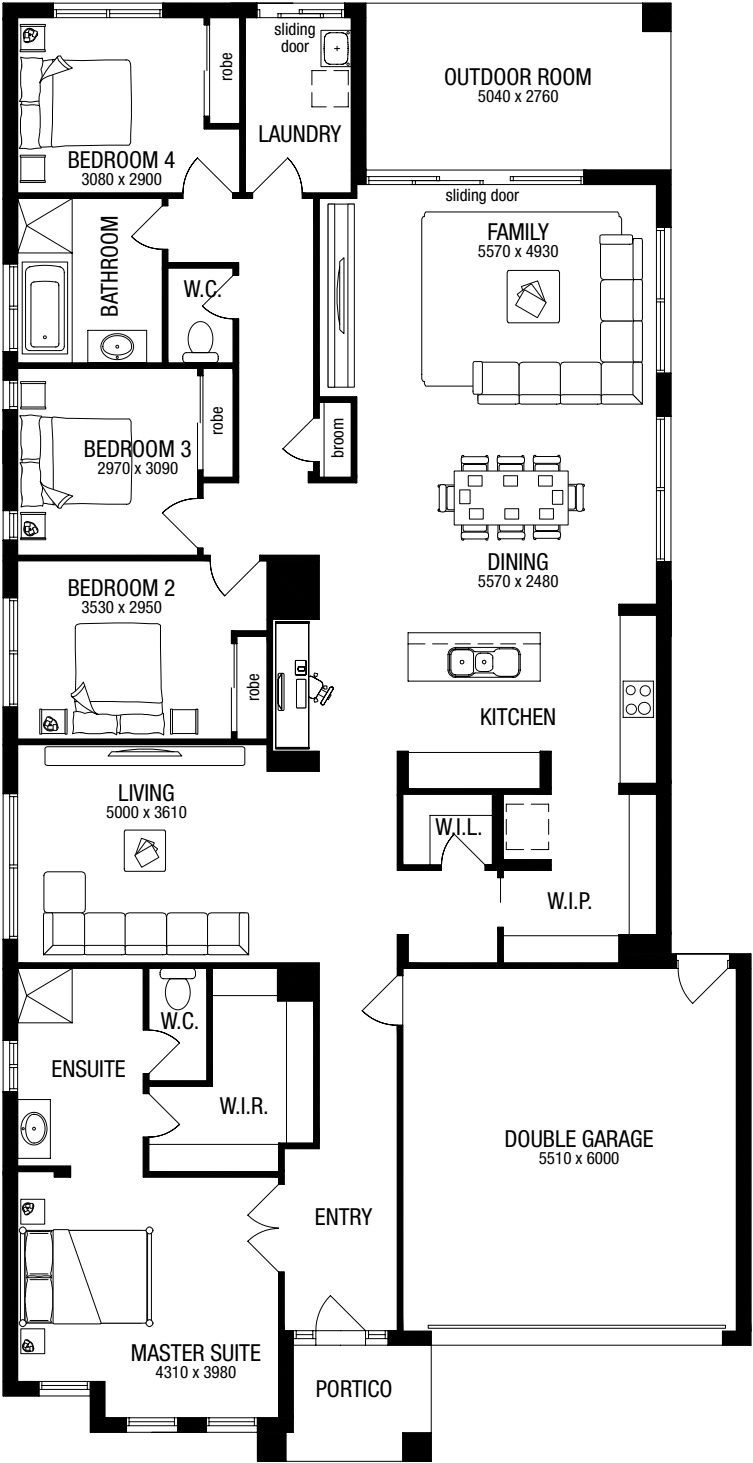
4 | 2 | 2 | 2

POPULAR DESIGN OPTIONS

- Add a Rumpus in place of the Outdoor Room
  - Create a 5th Bedroom in place of Living
  - Swap the position of the Master Suite and Living
- Talk to a New Home Advisor for available options.

Area		Squares	m²
House		22.53	209.28
Garage		3.89	36.14
Outdoor Room		1.50	13.91
Portico		0.50	4.66
Total Area		28.42	263.99
House Width		12.35m	House Length 24.11m
Min. Block Width		14m*	Min. Block Depth 32m*

Floorplan shown based on Aspire facade. \*Subject to orientation and fall of land and developer and council guidelines.





# Delta 26MR

4 | 2 | 2 | 2

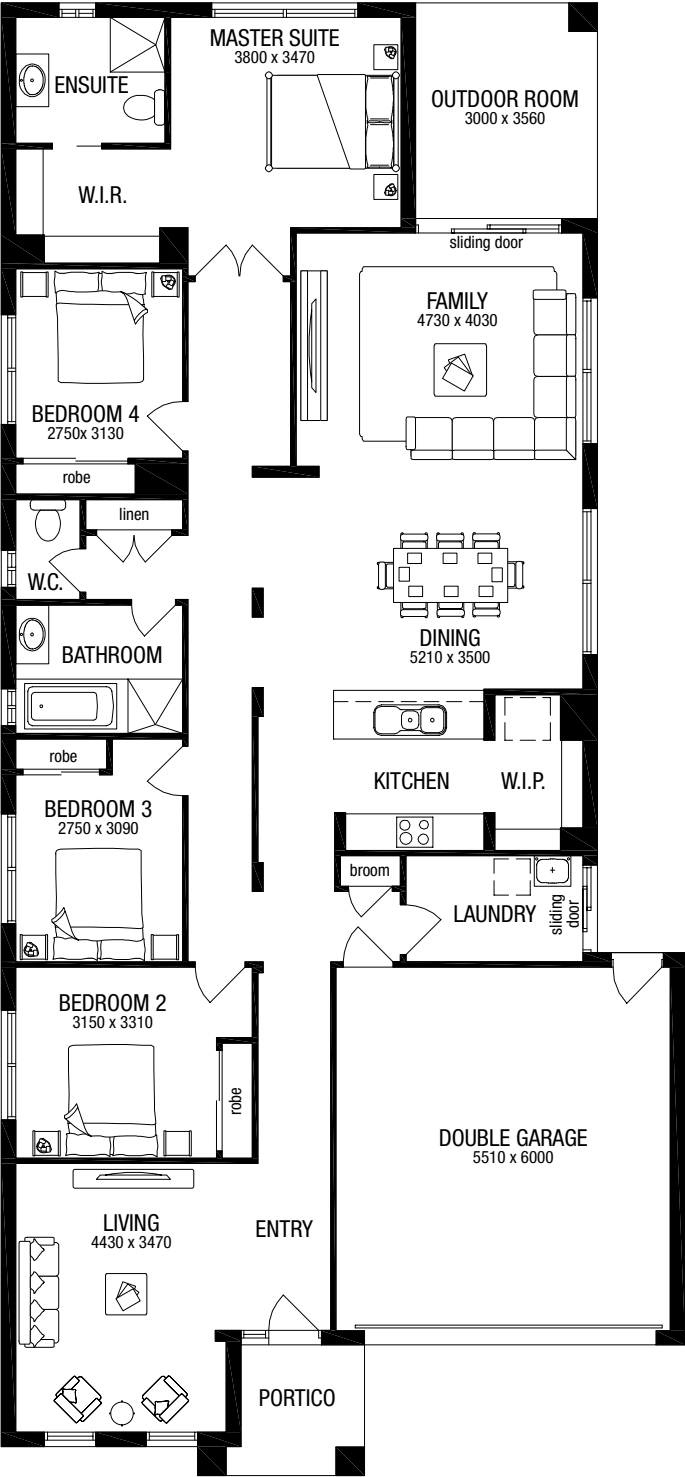
POPULAR DESIGN OPTIONS

- Create a 5th Bedroom in place of Living
- Extended the Master Suite and Outdoor Room
- Flip the Master Suite layout

Talk to a New Home Advisor for available options.

Area		Squares	m²
House		20.14	187.11
Garage		3.89	36.17
Outdoor Room		1.16	10.80
Portico		0.51	4.74
Total Area		25.71	238.82
House Width		11.27m	House Length 24.35m
Min. Block Width		12.5m*	Min. Block Depth 32m*

Floorplan shown based on Aspire facade. \*Subject to orientation and fall of land and developer and council guidelines.



Delta 25S

4 | 2 | 2 | 2

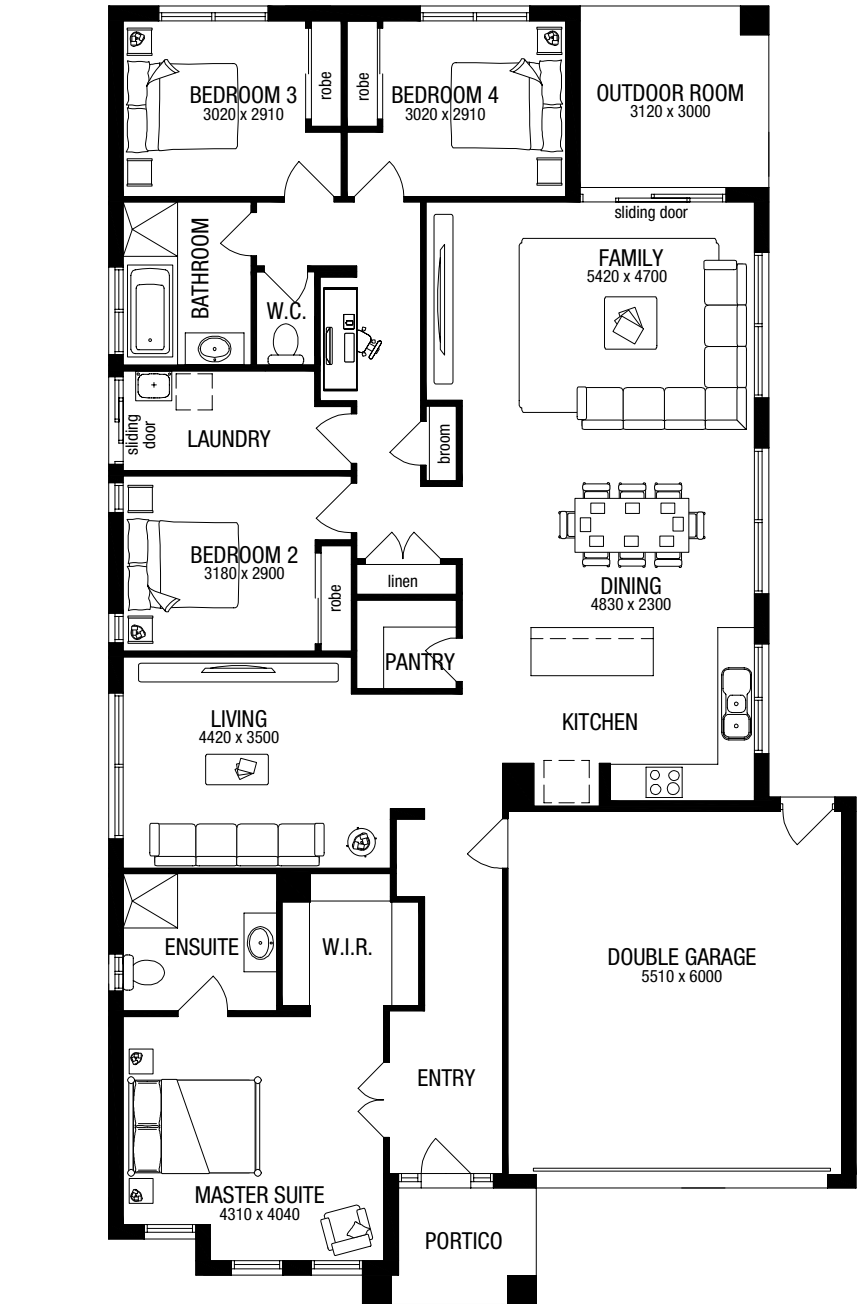
POPULAR DESIGN OPTIONS

- Enclosed W.C. to Ensuite
- Add a Double vanity and Large shower to Ensuite
- Create a 5th Bedroom in place of Living

Talk to a New Home Advisor for available options.

Area		Squares	m <sup>2</sup>
House		19.71	183.11
Garage		3.89	36.17
Outdoor Room		1.01	9.36
Portico		0.50	4.66
Total Area		25.11	233.30
House Width		12.35m	House Length 21.47m
Min. Block Width		14m*	Min. Block Depth 28m*

Floorplans shown based on Aspire facade. \*Subject to orientation and fall of land and developer and council guidelines.



Delta 25

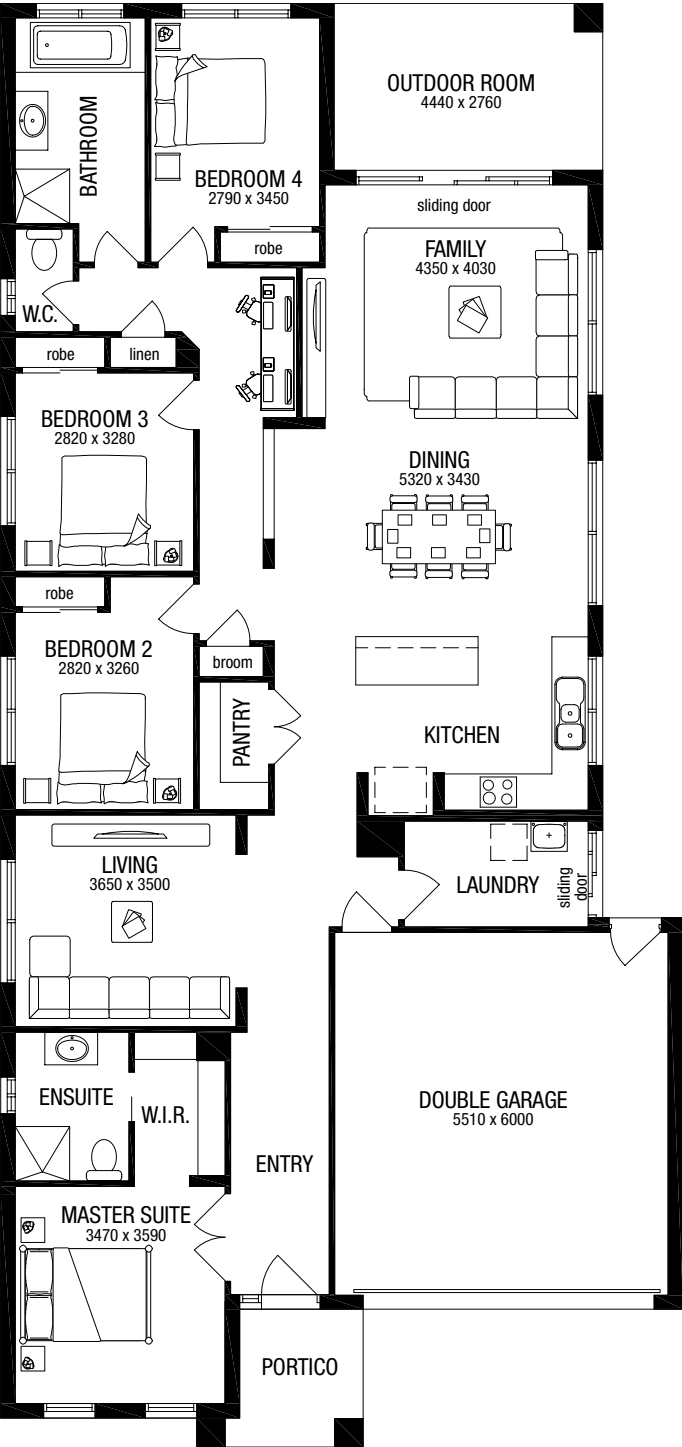
4 | 2 | 2 | 2

POPULAR DESIGN OPTIONS

- Add a Butler's Pantry
- Swap the position of the Master Suite and Living
- Add a Rumpus in place of the Outdoor Room

Talk to a New Home Advisor for available options.

Area		Squares	m <sup>2</sup>
House		19.60	182.08
Garage		3.89	36.14
Outdoor Room		1.32	12.25
Portico		0.54	4.99
Total Area		25.35	235.46
House Width		11.27m	House Length 23.87m
Min. Block Width		12.5m*	Min. Block Depth 32m*





# Delta 24MR

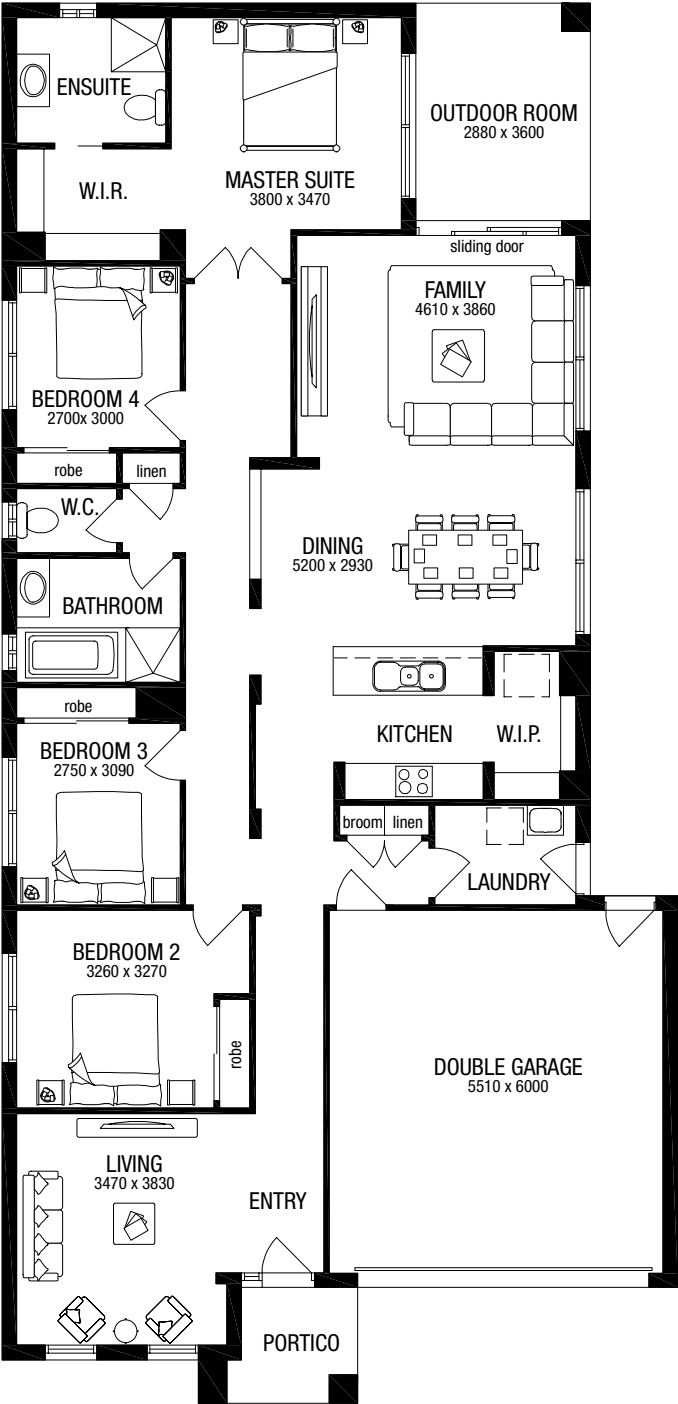
4 | 2 | 2 | 2

POPULAR DESIGN OPTIONS

- Add a Grand Outdoor Room
  - Add a Double vanity to Ensuite
  - Create a Kids Retreat in place of Bedroom 3
- Talk to a New Home Advisor for available options.

Area	Squares	m²
House	18.69	173.66
Garage	3.89	36.17
Outdoor Room	1.12	10.37
Portico	0.45	4.20
<b>Total Area</b>	<b>24.16</b>	<b>224.40</b>
House Width	11.15m	House Length 23.15m
<b>Min. Block Width</b>	<b>12.5m*</b>	<b>Min. Block Depth 30m*</b>

Floorplans shown based on Aspire facade. \*Subject to orientation and fall of land and developer and council guidelines.



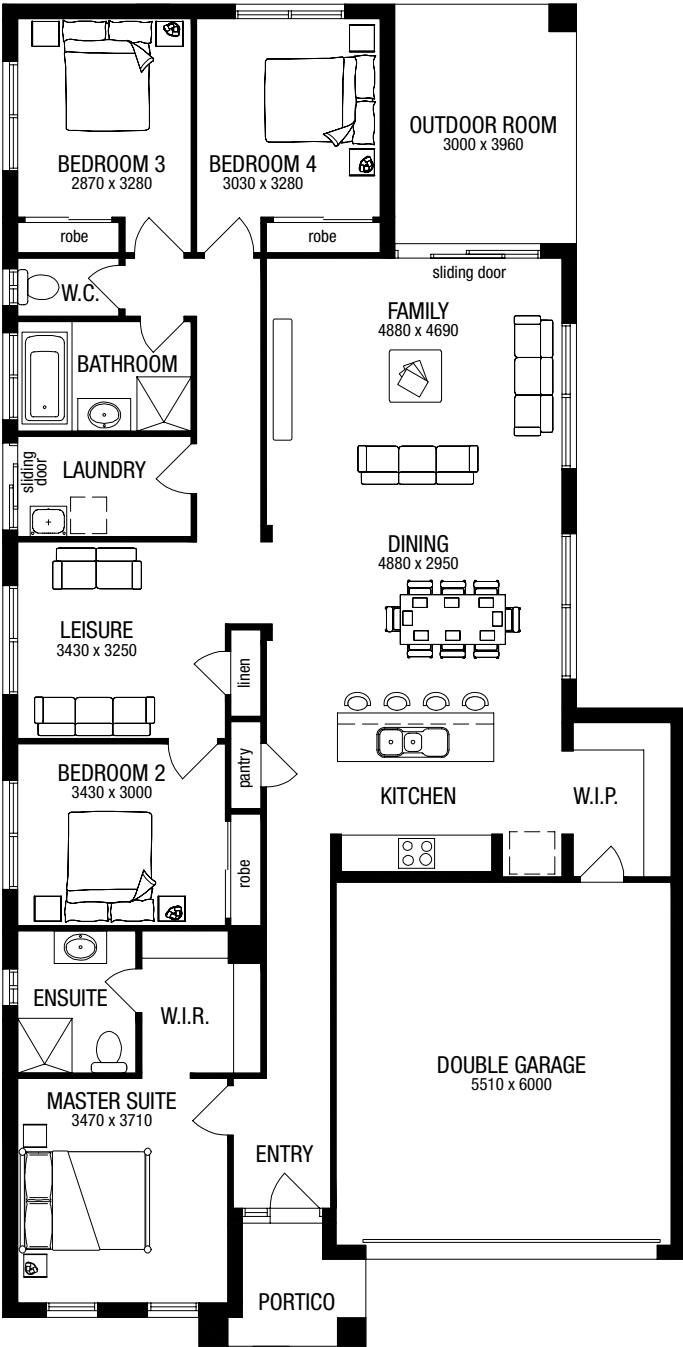
# Delta 24A

4 | 2 | 2 | 2

POPULAR DESIGN OPTIONS

- Extend the Master Suite and Ensuite
  - Add a Double vanity and Large shower to Ensuite
  - Add a Grand Outdoor Room
- Talk to a New Home Advisor for available options.

Area	Squares	m²
House	18.09	168.05
Garage	3.87	35.97
Outdoor Room	1.28	11.88
Portico	0.44	4.08
<b>Total Area</b>	<b>23.68</b>	<b>219.98</b>
House Width	11.27m	House Length 22.19m
<b>Min. Block Width</b>	<b>12.5m*</b>	<b>Min. Block Depth 30m*</b>



# Delta 22

4 | 2 | 2 | 2

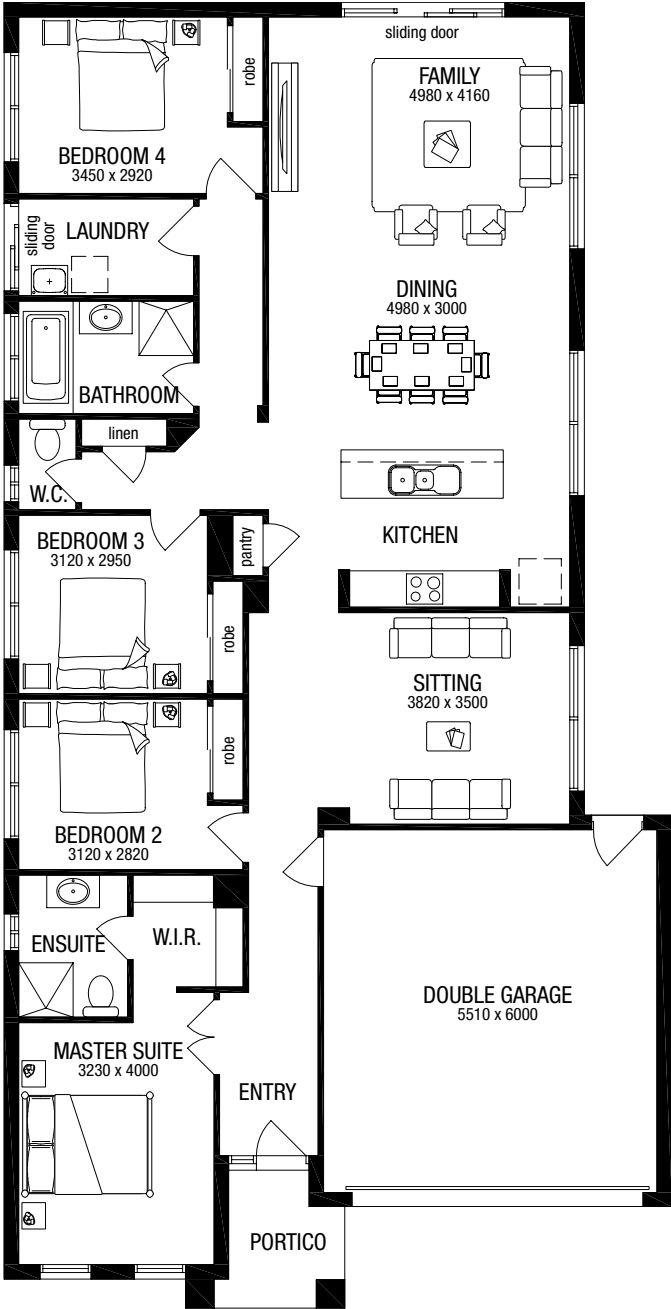
POPULAR DESIGN OPTIONS

- Extend the Master Suite and Ensuite
- Add an Outdoor Room
- Add a Rumpus at the back

Talk to a New Home Advisor for available options.

Area	Squares	m²
House	18.04	167.54
Garage	3.91	36.37
Portico	0.47	4.36
<b>Total Area</b>	<b>22.42</b>	<b>208.27</b>
House Width	11.03m	House Length 21.59m
<b>Min. Block Width</b>	<b>12.5m*</b>	<b>Min. Block Depth 30m*</b>

Floorplans shown based on Aspire facade. \*Subject to orientation and fall of land and developer and council guidelines.



# Delta 21

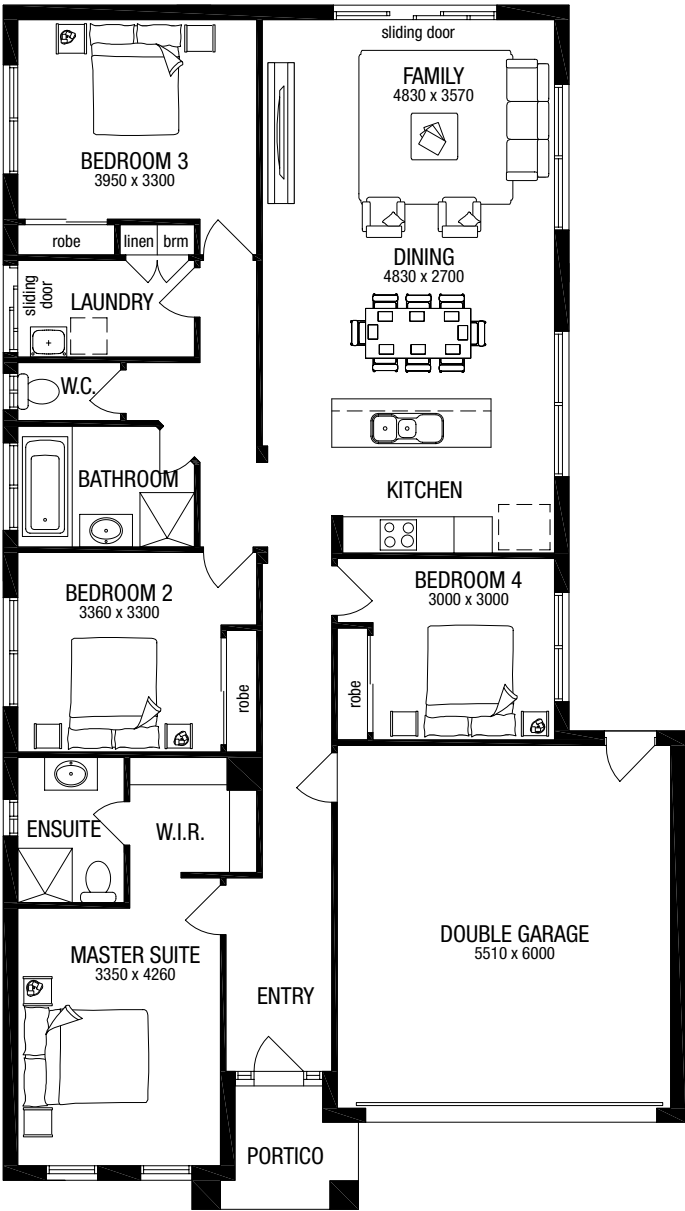
4 | 2 | 1 | 2

POPULAR DESIGN OPTIONS

- Change the Kitchen to an “L” shape
- Add a Rumpus at the back
- Add an Outdoor Room

Talk to a New Home Advisor for available options.

Area	Squares	m²
House	16.31	151.50
Garage	3.92	36.43
Portico	0.45	4.15
<b>Total Area</b>	<b>20.68</b>	<b>192.08</b>
House Width	11.27m	House Length 19.91m
<b>Min. Block Width</b>	<b>12.5m*</b>	<b>Min. Block Depth 28m*</b>





*Delta facade styles*

Façades shown are based on Delta 28BP. Façade images pictured contain upgrade items above standard specification and will incur additional costs. These items include feature render and bricks, timber windows and garage doors, feature tiling, COLORBOND® roof, exterior lighting, brick infills above garage, front entry doors, decking and driveways.

For further details on facades please talk to a New Home Advisor.



Delta 28BP Domain



Delta 28BP Pagoda



Delta 28BP Vogue



Delta 28BP Ascent



Delta 28BP Kingston



Delta 28BP Peak



Delta 28BP Pinnacle



Delta 28BP Elevate



*Delta facade styles*

Façades shown are based on Delta 28BP. Façade images pictured contain upgrade items above standard specification and will incur additional costs. These items include feature render and bricks, timber windows and garage doors, feature tiling, COLORBOND® roof, exterior lighting, brick infills above garage, front entry doors, decking and driveways.

For further details on facades please talk to a New Home Advisor.



Delta 28BP Aspire



Delta 28BP Luxe



Delta 28BP Harcrest



Delta 28BP Maine





Delta 28BP Yale



Delta 28BP Aspen



Delta 28BP Neo



Delta 28BP Plantation

## Giles 17

3 | 2 | 1 | 2

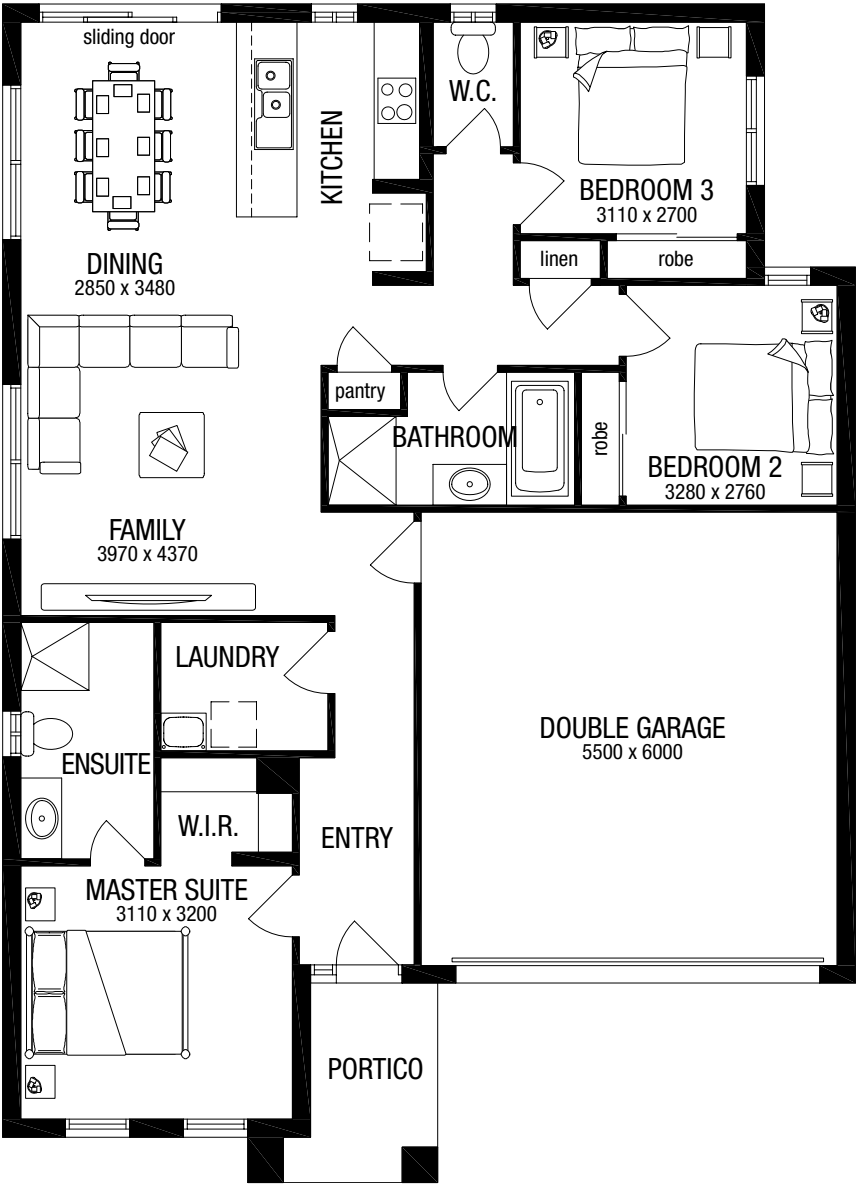
POPULAR DESIGN OPTIONS

- Larger shower to Ensuite
- Add a Grand Outdoor Room

Talk to a New Home Advisor for available options.

Area	Squares	m <sup>2</sup>
House	12.30	114.31
Garage	3.85	35.76
Portico	0.53	4.93
<b>Total Area</b>	<b>16.68</b>	<b>155.00</b>
House Width	11.27m	House Length 15.59m
<b>Min. Block Width</b>	<b>12.5m*</b>	<b>Min. Block Depth 21m*</b>

Floorplan shown based on Aspire facade. \*Subject to orientation and fall of land and developer and council guidelines.





Giles facade styles

Façades shown are based on Giles 17. Façade images pictured contain upgrade items above standard specification and will incur additional costs. These items include feature render and bricks, timber windows and garage doors, feature tiling, COLORBOND® roof, exterior lighting, brick infills above garage, front entry doors, decking and driveways.

For further details on facades please talk to a New Home Advisor.



Giles 17 Yale



Giles 17 Luxe



Giles 17 Elevate



Giles 17 Aspire



Giles 17 Harcrest



Giles 17 Domain

# Hayman

## *Pinnacle living*

Light filled and spacious, the Hayman produces a gasp of delight the moment you open the front door. Free flowing, with a seemingly endless open plan kitchen, dining, family and rumpus room going on forever, or until you reach the outdoor room you can choose to add. As luxurious as the island it was named after.





# Hayman 29RF

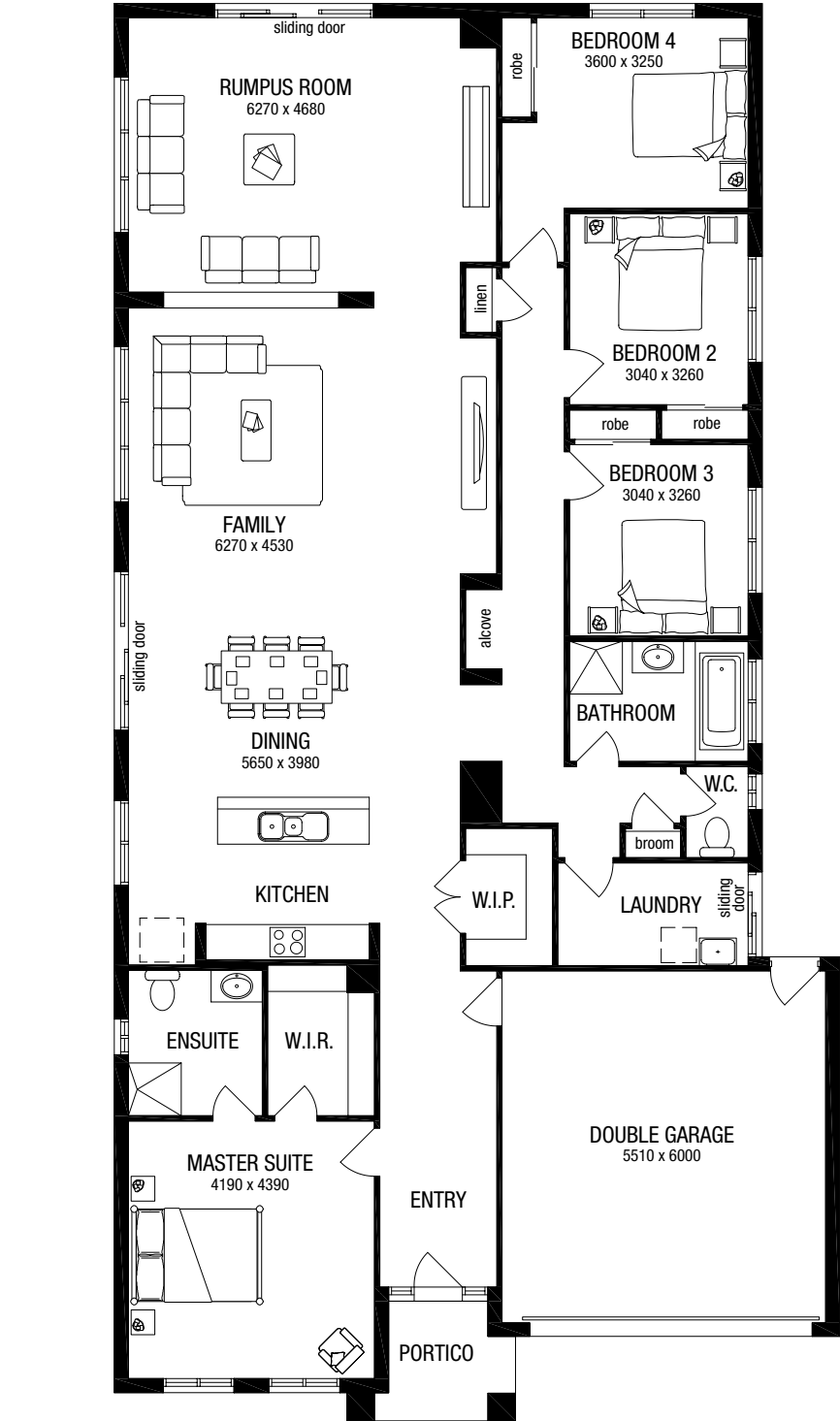
4 | 2 | 2 | 2

POPULAR DESIGN OPTIONS

- Add an Outdoor Room
- Add a Workshop extension to Garage
- Ensuite extension with larger shower and double vanity

Talk to a New Home Advisor for available options.  
Floorplans shown based on Aspire facade. \*Subject to orientation and fall of land and developer and council guidelines.

Area	Squares	m²
House	24.36	226.33
Garage	3.91	36.28
Portico	0.48	4.41
<b>Total Area</b>	<b>28.91</b>	<b>267.02</b>
House Width	12.35m	House Length 24.16m
<b>Min. Block Width</b>	<b>14m*</b>	<b>Min. Block Depth 32m*</b>



# Hayman 29MK2

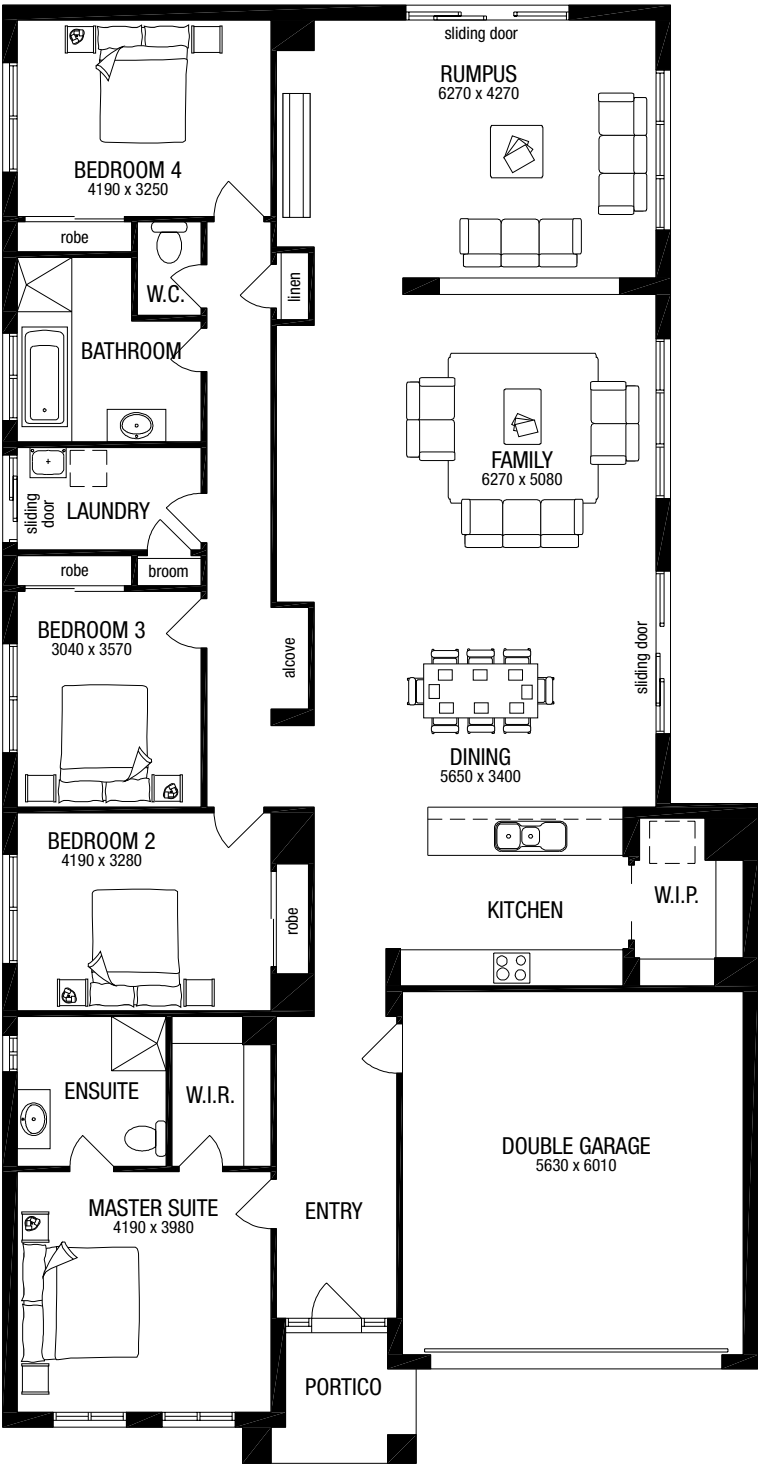
4 | 2 | 2 | 2

POPULAR DESIGN OPTIONS

- Ensuite extension with larger shower and double vanity
- Master Suite and Ensuite extension
- Add an Outdoor Room

Talk to a New Home Advisor for available options.

Area	Squares	m²
House	24.64	228.89
Garage	3.96	36.77
Portico	0.51	4.81
<b>Total Area</b>	<b>29.11</b>	<b>270.47</b>
House Width	12.47m	House Length 24.11m
<b>Min. Block Width</b>	<b>14m*</b>	<b>Min. Block Depth 32m*</b>



# Hayman 25

4 | 2 | 2 | 2

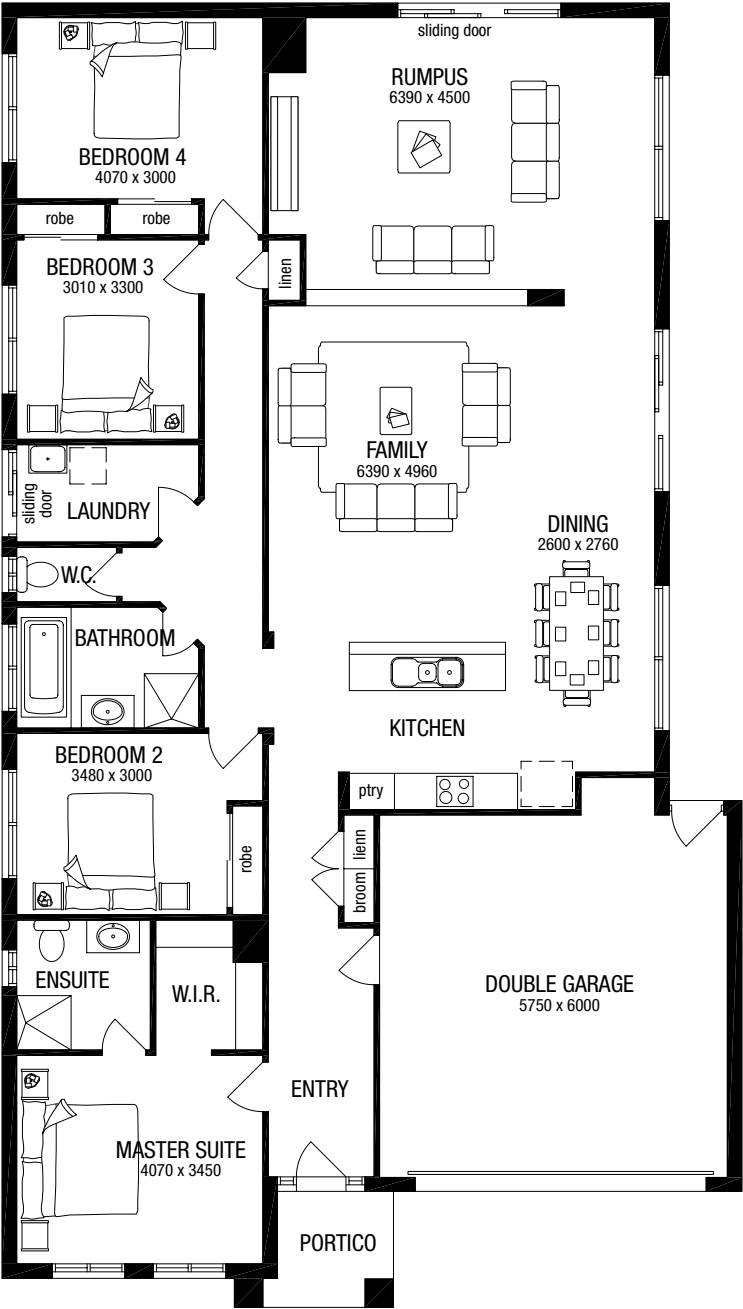
POPULAR DESIGN OPTIONS

- Change the Kitchen to an “L” shape
- Add an Outdoor Room
- Add a Double vanity to Ensuite

Talk to a New Home Advisor for available options.

Area	Squares		m²
House	20.75		192.77
Garage	4.14		38.51
Portico	0.43		4.03
<b>Total Area</b>	<b>25.33</b>		<b>235.31</b>
House Width	12.23m	House Length	21.59m
<b>Min. Block Width</b>	<b>14m*</b>	<b>Min. Block Depth</b>	<b>30m*</b>

Floorplan shown based on Aspire facade. \*Subject to orientation and fall of land and developer and council guidelines.





Hayman facade styles

Façades shown are based on Hayman 29MK2. Façade images pictured contain upgrade items above standard specification and will incur additional costs. These items include feature render and bricks, timber windows and garage doors, feature tiling, COLORBOND® roof, exterior lighting, brick infills above garage, front entry doors, decking and driveways.

For further details on facades please talk to a New Home Advisor.



Hayman 29MK2 Vogue



Hayman 29MK2 Maine



Hayman 29MK2 Luxe



Hayman 29MK2 Peak



Hayman 29MK2 Aspire




Hayman 29MK2 Kingston

# Langdon

## *Sure to impress*

The cleverly designed Langdon features four bedrooms, including a large master bedroom with ensuite and walk-in robe, this home is sure to impress with its family friendly layout. Built around a central kitchen and family area, the single storey Langdon is sure to please all the family with its use of space.









# Langdon 32

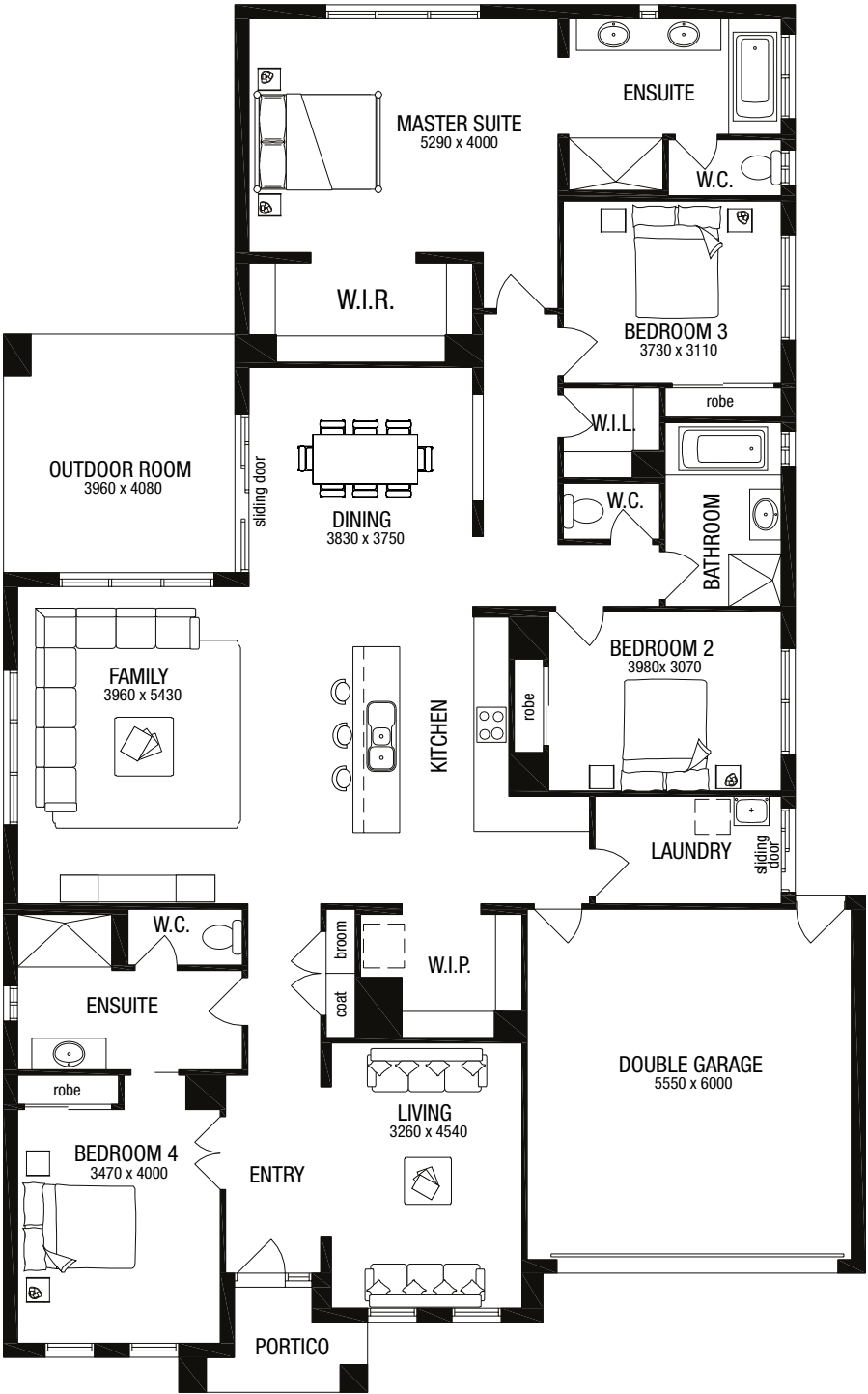
4 | 3 | 2 | 2

DESIGN OPTIONS

Talk to a New Home Advisor for available options.

Area	Squares		m <sup>2</sup>
House	25.45		236.41
Garage	3.91		36.36
Outdoor Room	1.74		16.16
Portico	0.44		4.10
<b>Total Area</b>	<b>31.54</b>		<b>293.03</b>
House Width	14.75m	House Length	23.75m
<b>Min. Block Width</b>	<b>16m*</b>	<b>Min. Block Depth</b>	<b>32m*</b>

Floorplan shown based on Aspire facade. \*Subject to orientation and fall of land and developer and council guidelines.



# Langdon 28

4 | 2 | 2 | 2

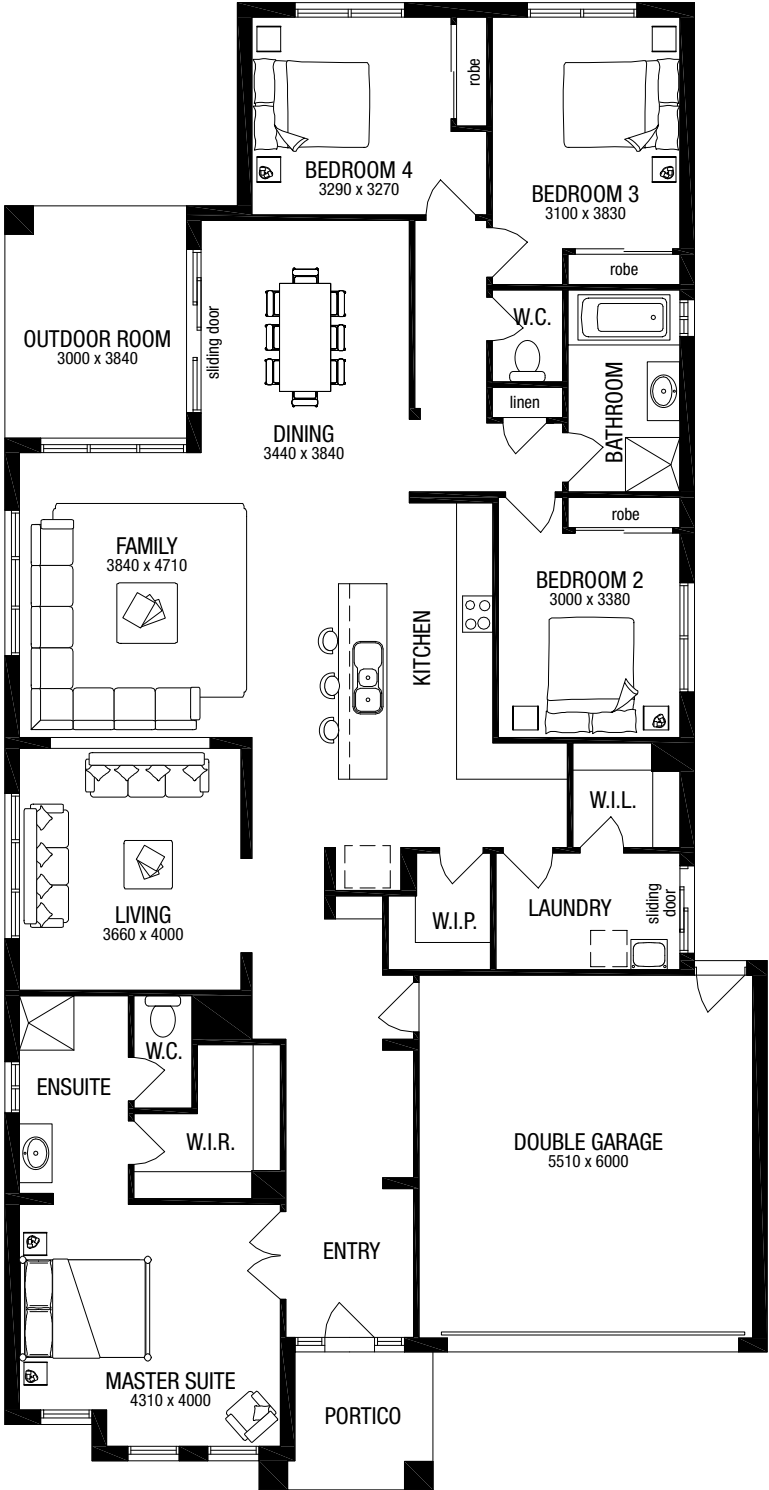
POPULAR DESIGN OPTIONS

- Reverse the front of the home
- Add a Grand Outdoor Room
- Create a 5th bedroom in place of Living

Talk to a New Home Advisor for available options.

Area	Squares	m <sup>2</sup>
House	22.51	209.10
Garage	3.89	36.11
Outdoor Room	1.24	11.52
Portico	0.58	5.48
<b>Total Area</b>	<b>28.22</b>	<b>262.21</b>
House Width	12.59m	House Length 24.59m
<b>Min. Block Width</b>	<b>14m*</b>	<b>Min. Block Depth 32m*</b>

Floorplan shown based on Aspire facade. \*Subject to orientation and fall of land and developer and council guidelines.





# Langdon 26

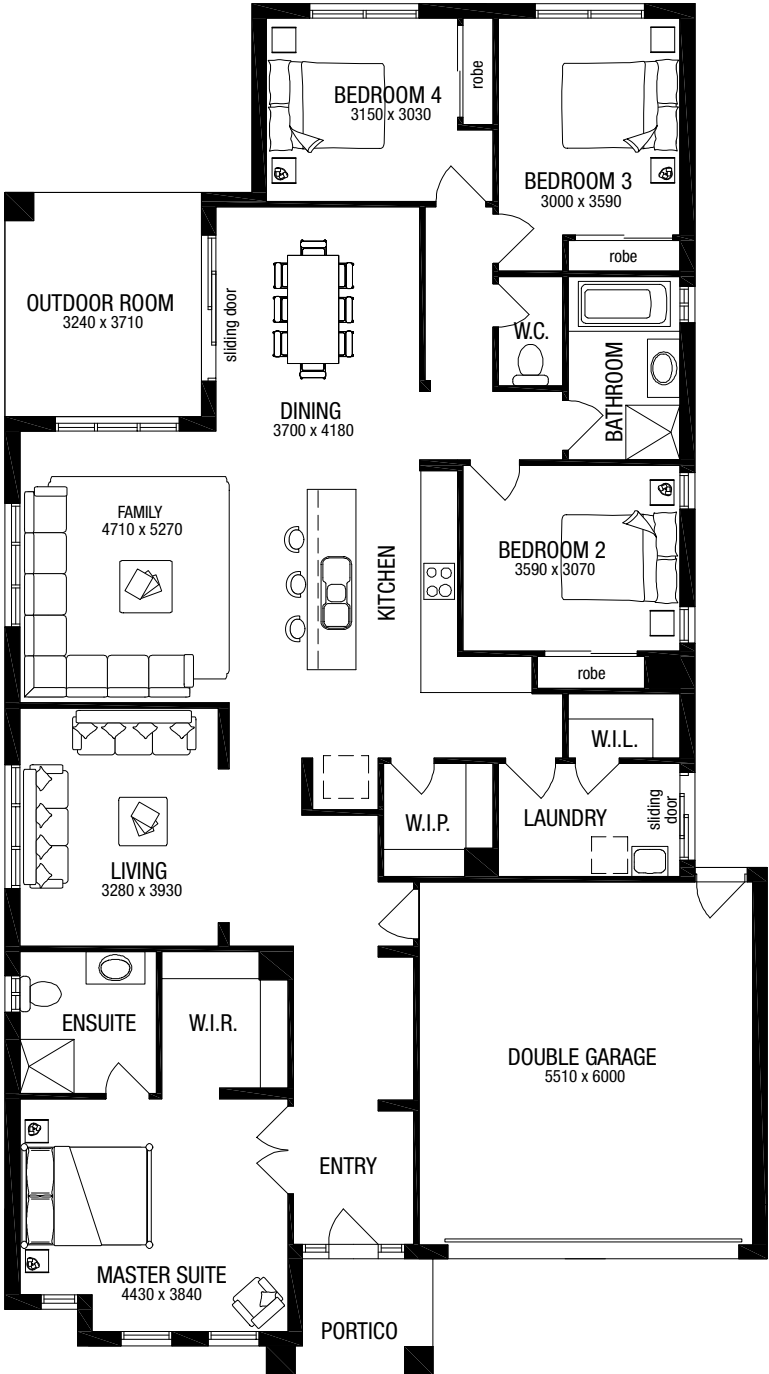
4 | 2 | 2 | 2

POPULAR DESIGN OPTIONS

- Add a Grand Outdoor Room
  - Create a Kids retreat in place of Bedroom 4
  - Create a 5th bedroom in place of Living
- Talk to a New Home Advisor for available options.

Area	Squares		m <sup>2</sup>
House	20.41		189.60
Garage	3.89		36.11
Outdoor Room	1.29		12.02
Portico	0.48		4.43
<b>Total Area</b>	<b>26.07</b>	<b>242.16</b>	
House Width	12.59m	House Length	22.67m
<b>Min. Block Width</b>	<b>14m*</b>	<b>Min. Block Depth</b>	<b>30m*</b>

Floorplan shown based on Aspire facade. \*Subject to orientation and fall of land and developer and council guidelines.



# Langdon 25

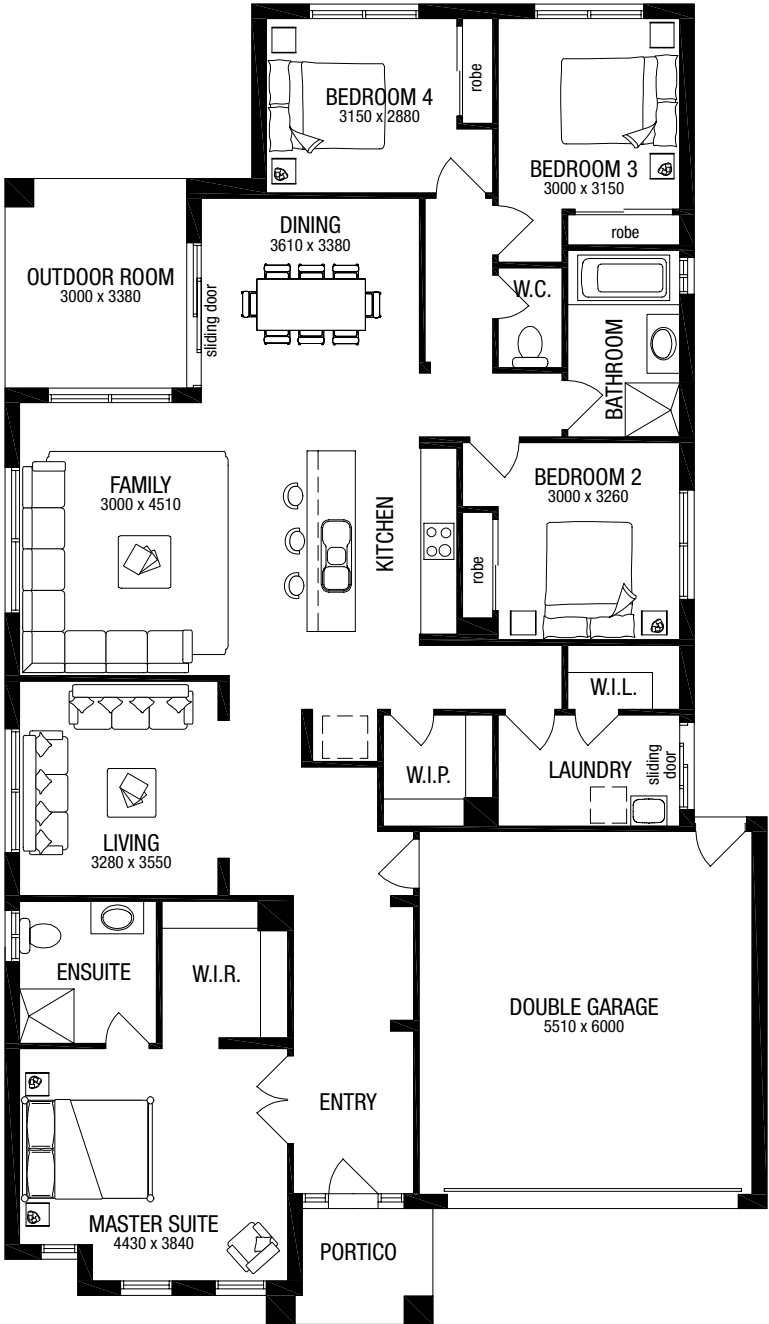
4 | 2 | 2 | 2

DESIGN OPTIONS

Talk to a New Home Advisor for available options.

Area	Squares		m <sup>2</sup>
House	19.66		182.62
Garage	3.89		36.11
Outdoor Room	1.12		10.41
Portico	0.47		4.43
Total Area	25.14		233.57
House Width	12.59m	House Length	21.83m
Min. Block Width	14m*	Min. Block Depth	28m*

Floorplan shown based on Aspire facade. \*Subject to orientation and fall of land and developer and council guidelines.



Langdon facade styles

Façades shown are based on Langdon 28 & 32. Façade images pictured contain upgrade items above standard specification and will incur additional costs. These items include feature render and bricks, timber windows and garage doors, feature tiling, COLORBOND® roof, exterior lighting, brick infills above garage, front entry doors, decking and driveways.

For further details on facades please talk to a New Home Advisor.



Langdon 32 Domain



Langdon 28 Kingston



Langdon 28 Vogue



Langdon 28 Peak





Langdon 32 Aspen



Langdon 28 Pinnacle



Langdon 28 Elevate



Langdon 28 Pagoda

Langdon facade styles

Façades shown are based on Langdon 28. Façade images pictured contain upgrade items above standard specification and will incur additional costs. These items include feature render and bricks, timber windows and garage doors, feature tiling, COLORBOND® roof, exterior lighting, brick infills above garage, front entry doors, decking and driveways.

For further details on facades please talk to a New Home Advisor.







Langdon 28 Yale



Langdon 28 Mirage



Langdon 28 Neo



# Mantra

## *Charming family home*

The entire design has been centred on the fabulous kitchen area and dining room that extends into the family and rumpus rooms. With four bedrooms, two spacious, light filled living areas, a delightful full-size main bathroom, walk-in pantry and much more, the Mantra certainly is a flexible home design. This is a charming home that will impress.



# Mantra 29

4 | 2 | 2 | 2

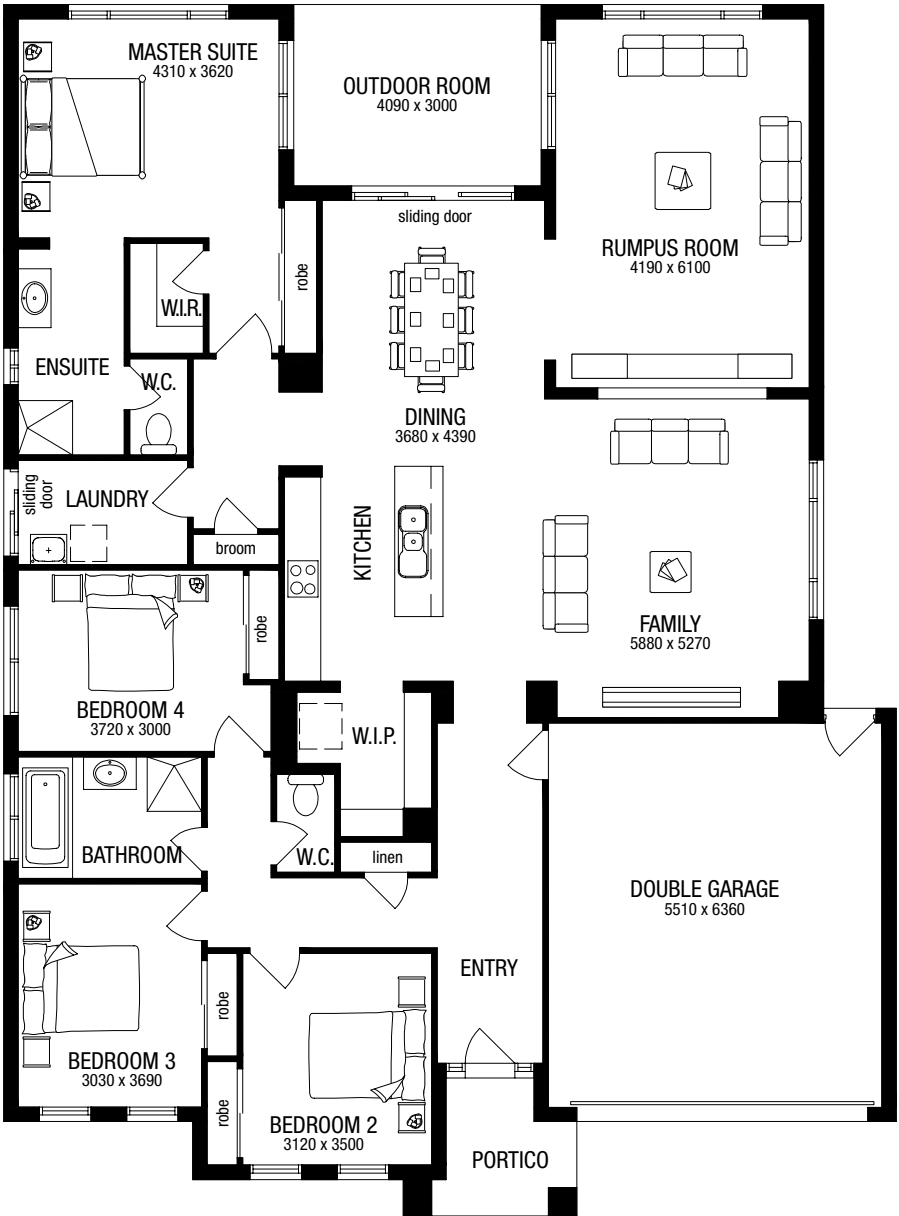
POPULAR DESIGN OPTIONS

- Add a Double vanity and Large shower to Ensuite
- Add a Grand Outdoor Room
- Add a Garage extension

Talk to a New Home Advisor for available options.

Floorplan shown based on Aspire facade. \*Subject to orientation and fall of land and developer and council guidelines.

Area	Squares	m <sup>2</sup>
House	22.69	210.82
Garage	4.13	38.35
Outdoor Room	1.32	12.27
Portico	0.52	4.84
<b>Total Area</b>	<b>28.66</b>	<b>266.28</b>
House Width	14.75m	House Length 20.03m
<b>Min. Block Width</b>	<b>16m*</b>	<b>Min. Block Depth 28m*</b>



# Mantra 26

🏠 4 | 🏡 2 | 🚗 3 | 🏠 2

POPULAR DESIGN OPTIONS

- Outdoor room in place of Rumpus
  - Add a Grand Outdoor Room
  - Alternate Walk In Robes and Ensuite layout
- Talk to a New Home Advisor for available options.

Area	Squares	m²
House	21.06	195.62
Garage	3.90	36.20
Outdoor Room	0.88	8.18
Portico	0.54	5.08
<b>Total Area</b>	<b>26.38</b>	<b>245.08</b>
House Width	13.19m	House Length 21.95m
<b>Min. Block Width</b>	<b>15.24m*</b>	<b>Min. Block Depth 30m*</b>

# Mantra 22

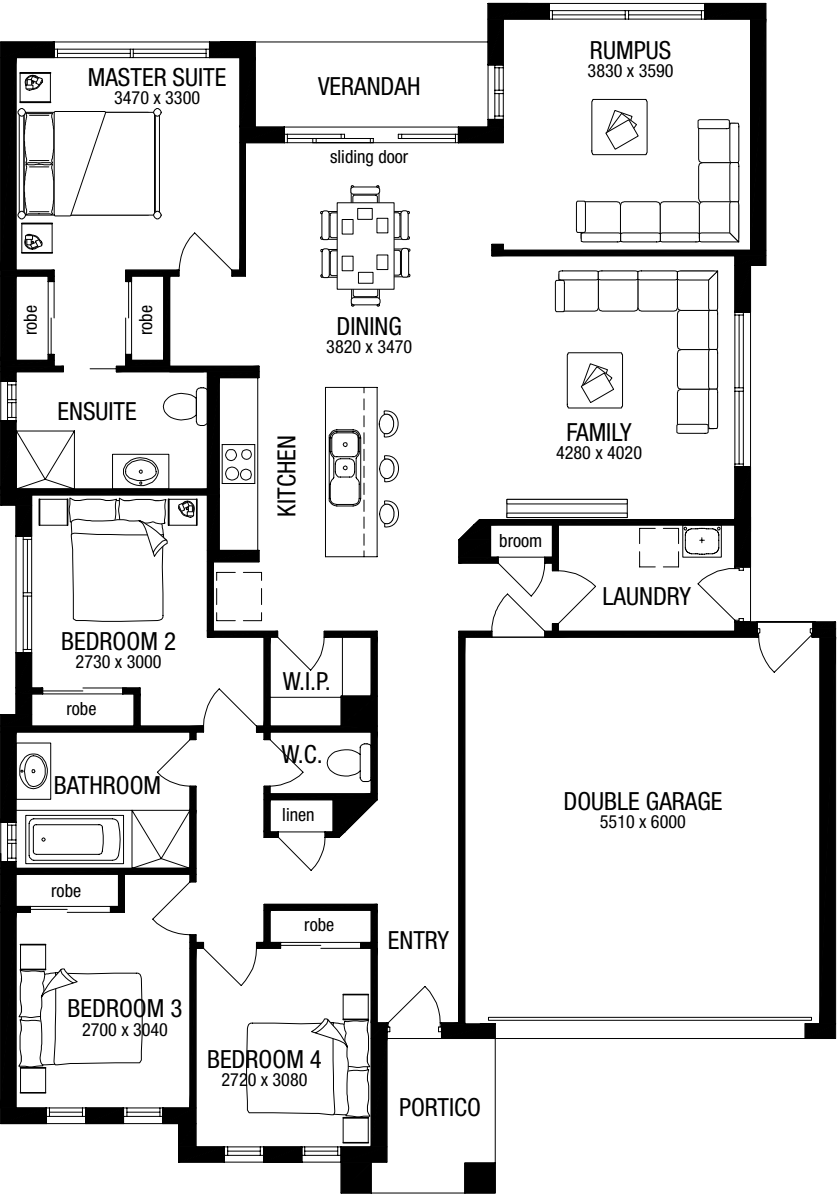
🏠 4 | 🏡 2 | 🚗 2 | 🏠 2

POPULAR DESIGN OPTIONS

- Create a Study in place of Bedroom 4
  - Master Suite and Dining extension with Grand Outdoor Room
- Talk to a New Home Advisor for available options.

Area	Squares	m²
House	17.23	160.03
Garage	3.89	36.14
Verandah	0.51	4.77
Portico	0.47	4.37
<b>Total Area</b>	<b>22.10</b>	<b>205.31</b>
House Width	12.95m	House Length 18.47m
<b>Min. Block Width</b>	<b>14m*</b>	<b>Min. Block Depth 25m*</b>

Floorplans shown based on Aspire facade. \*Subject to orientation and fall of land and developer and council guidelines.





Mantra facade styles

Façades shown are based on Mantra 29. Façade images pictured contain upgrade items above standard specification and will incur additional costs. These items include feature render and bricks, timber windows and garage doors, feature tiling, COLORBOND® roof, exterior lighting, brick infills above garage, front entry doors, decking and driveways.

For further details on facades please talk to a New Home Advisor.



Mantra 29 Ascent



Mantra 29 Aspire



Mantra 29 Luxe



Mantra 29 Yale



Mantra 29 Kingston



Mantra 29 Harcrest

# Murchison

## Murchison 15A

3 | 2 | 1 | 1

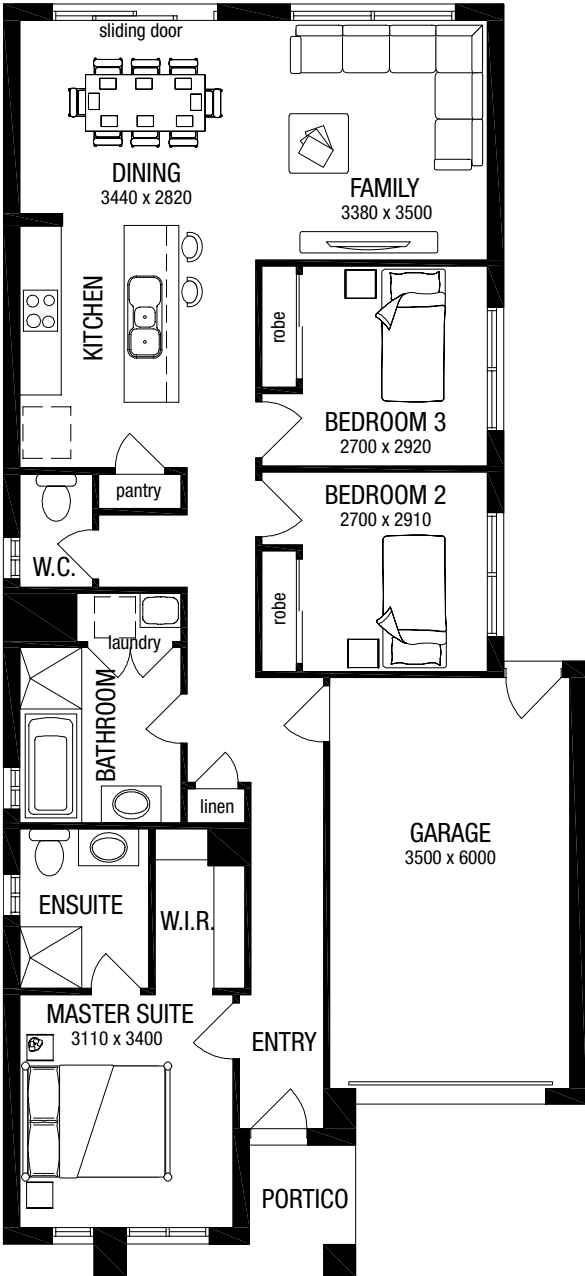
POPULAR DESIGN OPTIONS

- Add a 4th Bedroom
- Add an Outdoor Room
- Create a Double Garage

Talk to a New Home Advisor for available options.

Area	Squares	m²
House	11.81	109.74
Garage	2.54	23.59
Portico	0.44	4.07
Total Area	14.79	137.40
House Width	8.50m	House Length 18.59m
Min. Block Width	10m*	Min. Block Depth 25m*

Floorplan shown based on Traditional facade. \*Subject to orientation and fall of land and developer and council guidelines.



## Murchison 15B

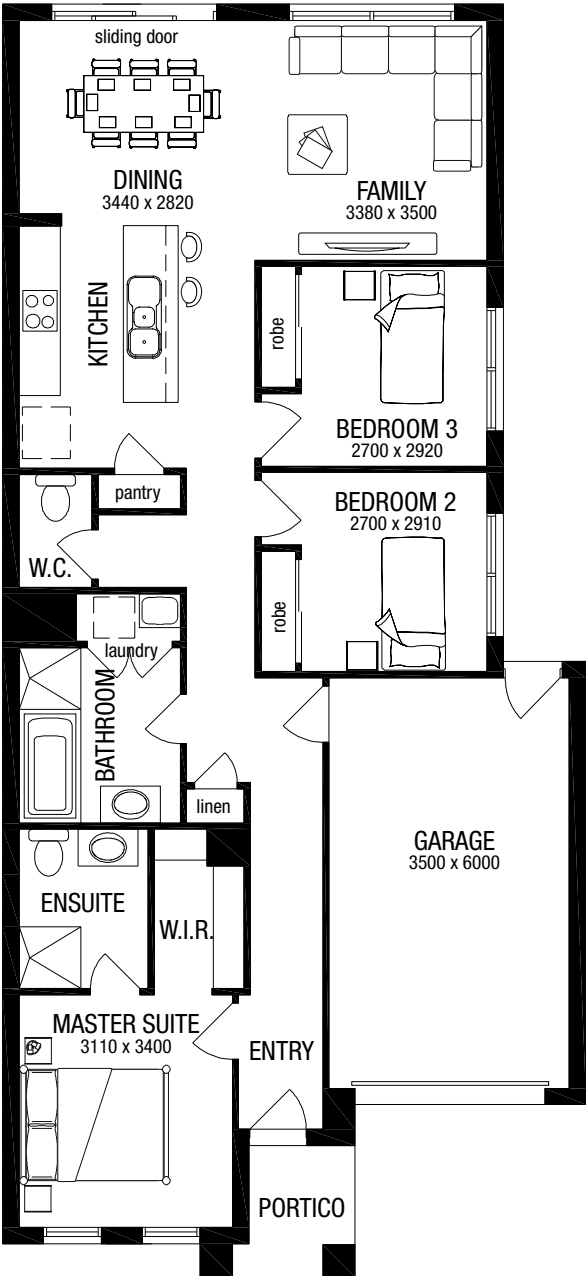
3 | 2 | 1 | 1

DESIGN OPTIONS

Talk to a New Home Advisor for available options.

Area	Squares	m²
House	11.81	109.74
Garage	2.54	23.59
Portico	0.36	3.32
Total Area	14.71	136.65
House Width	8.50m	House Length 18.59m
Min. Block Width	8.5m*	Min. Block Depth 25m*

Floorplan shown based on Aspire facade. \*Subject to orientation and fall of land and developer and council guidelines.





*Murchison facade styles*

Façades shown are based on Murchison 15A. Façade images pictured contain upgrade items above standard specification and will incur additional costs. These items include feature render and bricks, timber windows and garage doors, feature tiling, COLORBOND® roof, exterior lighting, brick infills above garage, front entry doors, decking and driveways.

For further details on facades please talk to a New Home Advisor.



Murchison 15A Yale



Murchison 15A Luxe



Murchison 15A Aspire



Murchison 15A Harcrest



Murchison 15A Traditional



Murchison 15A Neo



# Patterson

## Patterson 25

4 | 2 | 2 | 2

POPULAR DESIGN OPTIONS

- Alternate Kitchen layout
- Add an Outdoor Room in place of Verandah
- Add a Double vanity to Ensuite

Talk to a New Home Advisor for available options.

Area	Squares	m <sup>2</sup>
House	19.19	178.27
Garage	3.89	36.14
Outdoor Room	1.06	9.85
Portico	0.58	5.35
Total Area	24.72	229.61
House Width	12.59m	House Length 20.75m
Min. Block Width	14m*	Min. Block Depth 28m*

## Patterson 23

4 | 2 | 2 | 2

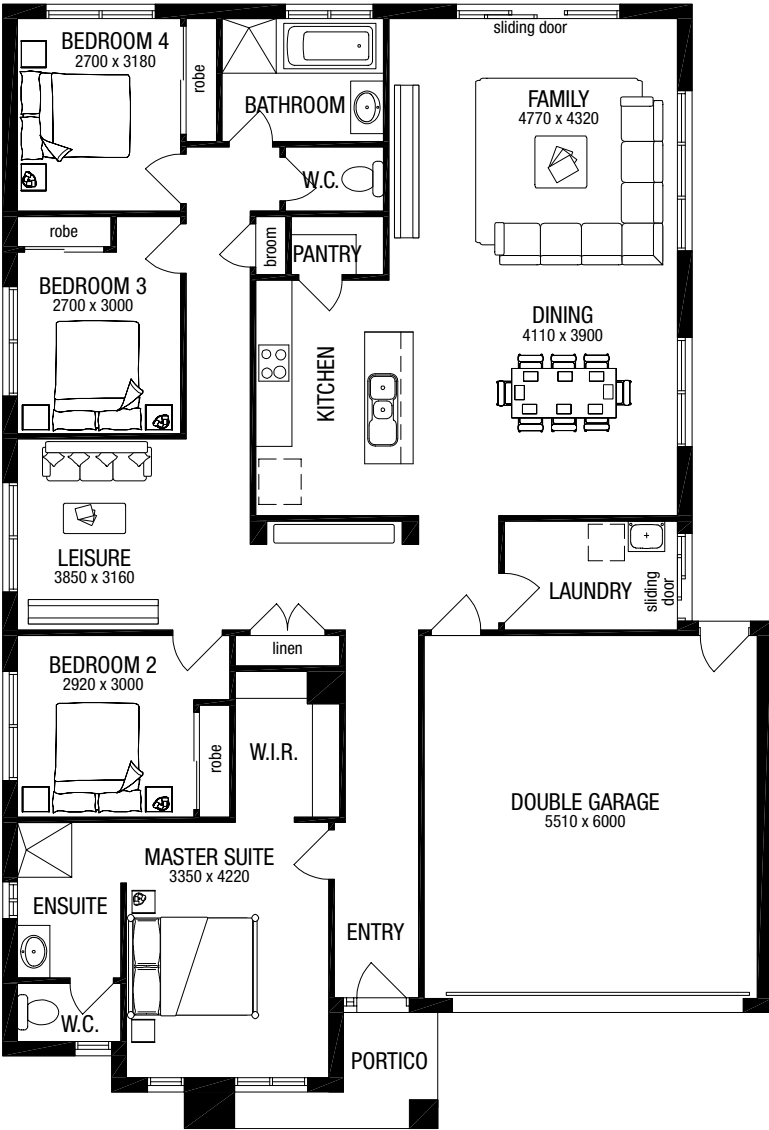
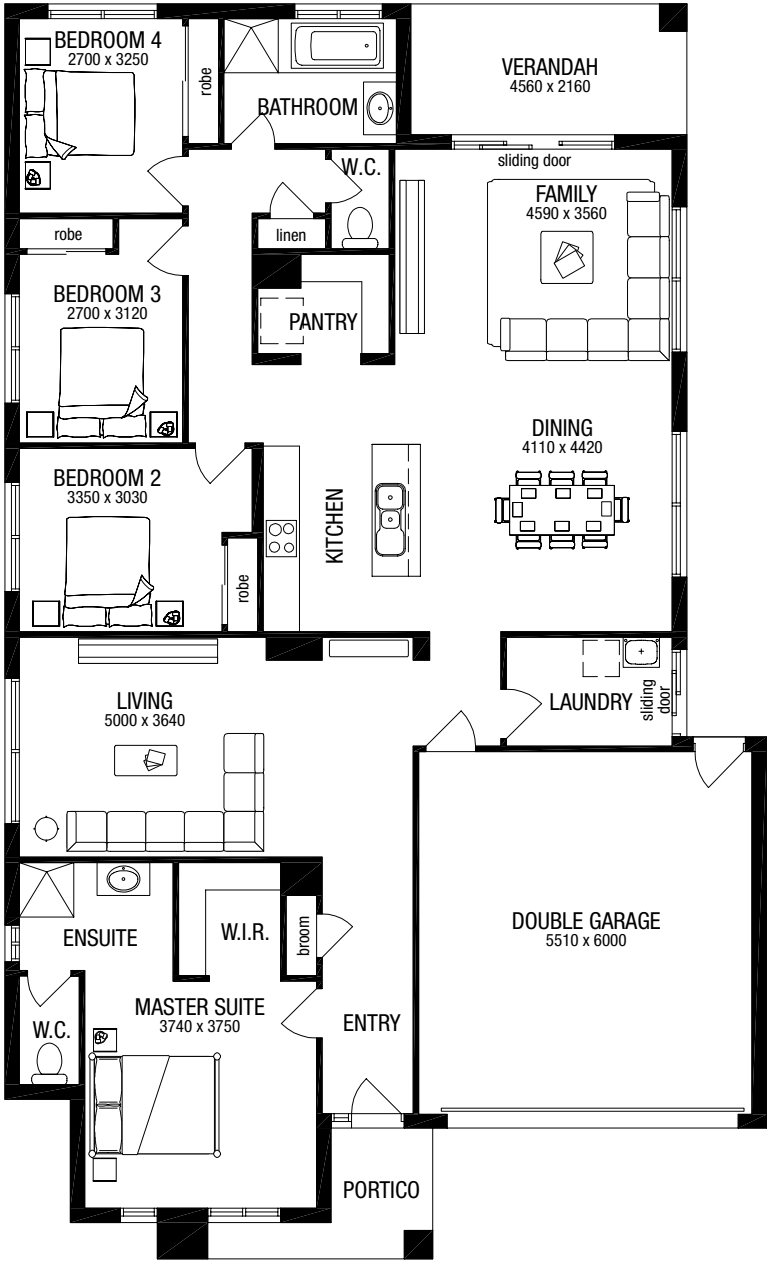
POPULAR DESIGN OPTIONS

- Reverse the front of the home
- Add an Outdoor Room
- Create a Walk In Linen

Talk to a New Home Advisor for available options.

Area	Squares	m <sup>2</sup>
House	18.15	168.62
Garage	3.89	36.14
Portico	0.49	4.57
Total Area	22.53	209.33
House Width	12.71m	House Length 18.59m
Min. Block Width	14m*	Min. Block Depth 25m*

Floorplan shown based on Traditional facade. \*Subject to orientation and fall of land and developer and council guidelines.



*Patterson facade styles*

Façades shown are based on Patterson 25. Façade images pictured contain upgrade items above standard specification and will incur additional costs. These items include feature render and bricks, timber windows and garage doors, feature tiling, COLORBOND® roof, exterior lighting, brick infills above garage, front entry doors, decking and driveways.

For further details on facades please talk to a New Home Advisor.



Patterson 25 Peak



Patterson 25 Mirage



Patterson 25 Domain



Patterson 25 Pinnacle



Patterson 25 Elevate



Patterson 25 Traditional

# Santorini

## *Stylish and sophisticated*

Consistently one of our most popular designs, the Santorini is a fantastic step up in life. This is stylish family living at its best. Light filled spacious open plan dining and family areas designed to seamlessly integrate indoor-outdoor living. With a centrally located designer kitchen, featuring a large walk-in pantry, this home is a proven award winner.







# Santorini 33

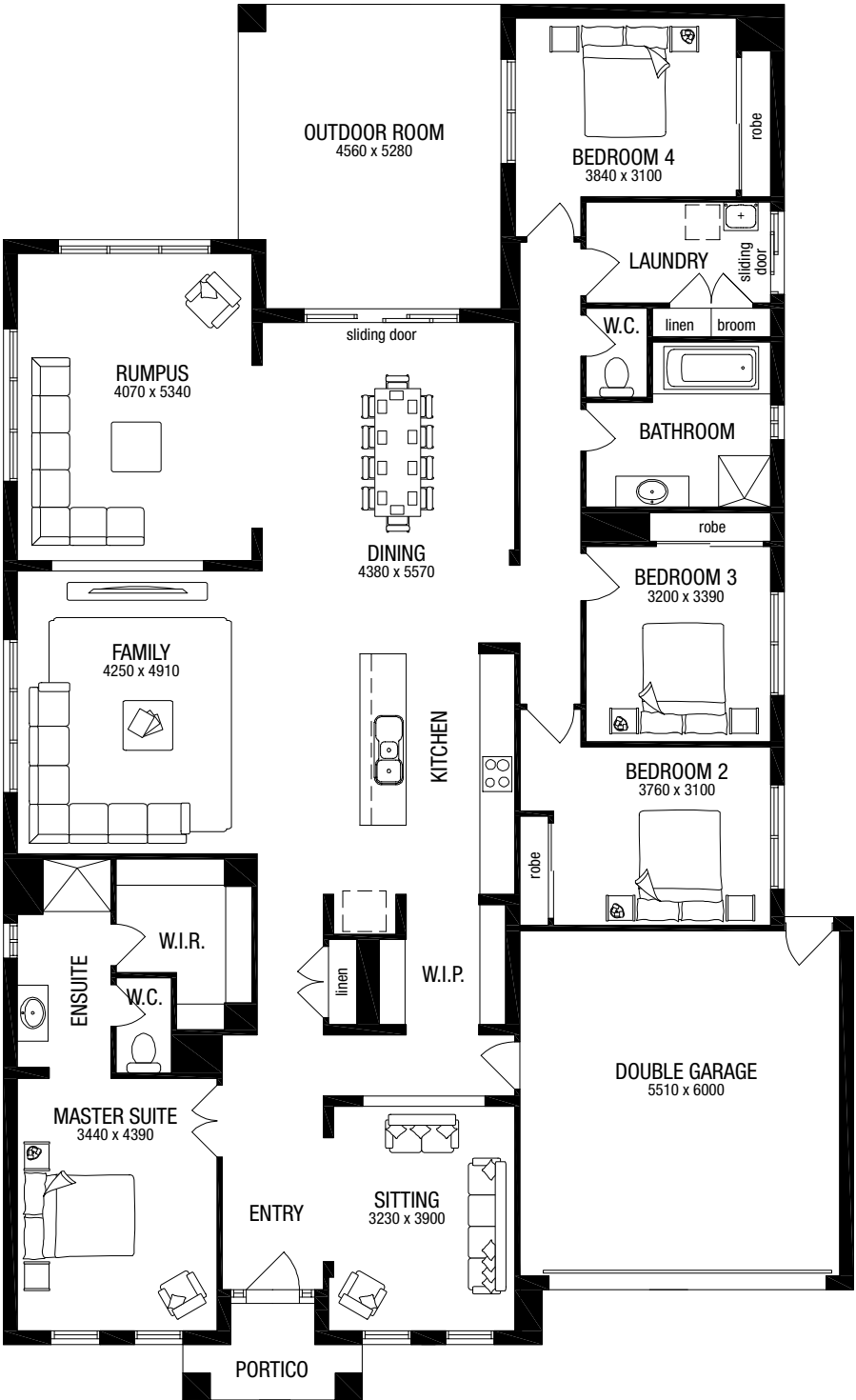
4 | 2 | 3 | 2

POPULAR DESIGN OPTIONS

- Swap Rumpus and Outdoor Room position
  - Create a Grand Outdoor Room
  - Create a 5th Bedroom in place of Sitting
- Talk to a New Home Advisor for available options.

Area	Squares		m <sup>2</sup>
House	26.00		241.54
Garage	3.91		36.36
Outdoor Room	2.53		23.51
Portico	0.44		4.09
<b>Total Area</b>	<b>32.88</b>		<b>305.50</b>
House Width	14.75m	House Length	24.23m
<b>Min. Block Width</b>	<b>16m*</b>	<b>Min. Block Depth</b>	<b>32m*</b>

Floorplan shown based on Aspire facade. \*Subject to orientation and fall of land and developer and council guidelines.



# Santorini 32

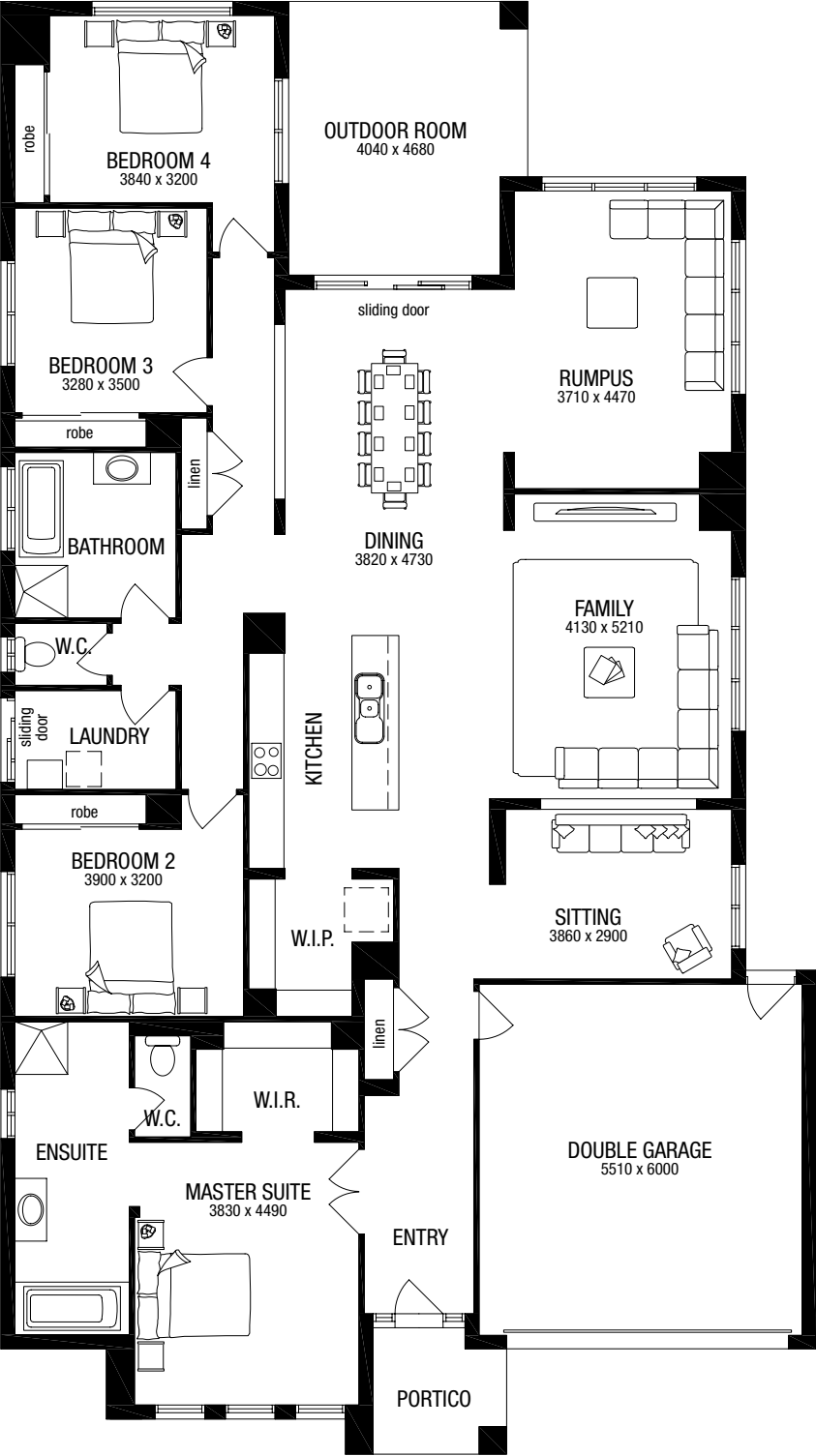
4 | 2 | 3 | 2

DESIGN OPTIONS

Talk to a New Home Advisor for available options.

Area	Squares	m <sup>2</sup>
House	25.80	239.71
Garage	3.90	36.23
Outdoor Room	1.97	18.30
Portico	0.53	4.95
<b>Total Area</b>	<b>32.21</b>	<b>299.19</b>
House Width	13.91m	House Length 24.83m
<b>Min. Block Width</b>	<b>15.24m*</b>	<b>Min. Block Depth 32m*</b>

Floorplan shown based on Aspire facade. \*Subject to orientation and fall of land and developer and council guidelines.





# Santorini 31

4 | 2 | 2 | 2

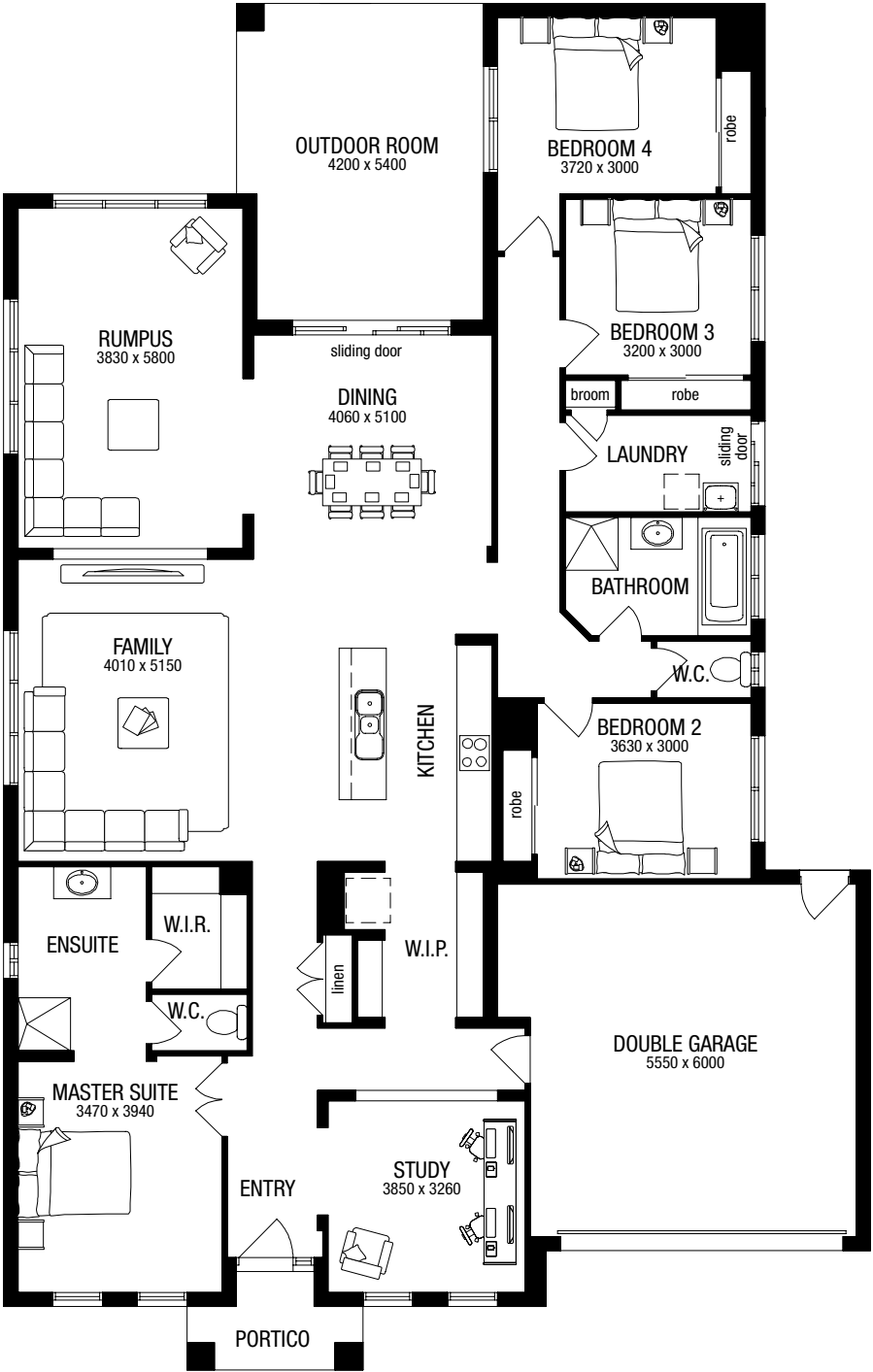
POPULAR DESIGN OPTIONS

- Swap Rumpus and Outdoor Room position
- Add a Double vanity to Ensuite
- Increase the size of shower to Ensuite

Talk to a New Home Advisor for available options.

Area	Squares	m <sup>2</sup>
House	23.91	222.11
Garage	2.46	37.77
Outdoor Room	2.36	21.92
Portico	0.46	4.29
<b>Total Area</b>	<b>30.80</b>	<b>286.09</b>
House Width	14.75m	House Length 23.27m
<b>Min. Block Width</b>	<b>16m*</b>	<b>Min. Block Depth 32m*</b>

Floorplan shown based on Aspire facade. \*Subject to orientation and fall of land and developer and council guidelines.



# Santorini 29

4 | 2 | 3 | 2

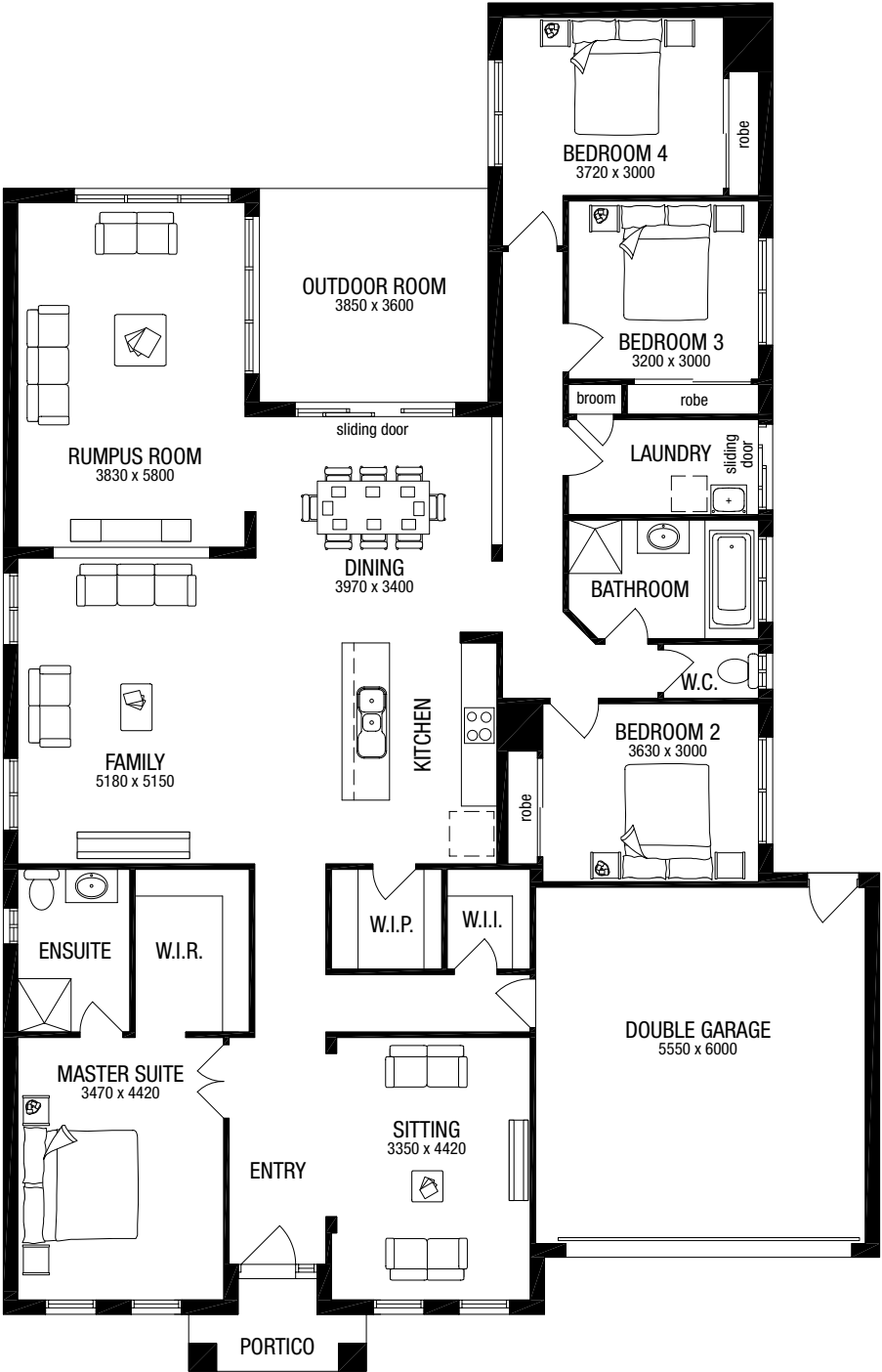
POPULAR DESIGN OPTIONS

- Create a Guest Bedroom in place of Bedroom 2
- Add a Grand Outdoor Room
- Create Study in place of Sitting

Talk to a New Home Advisor for available options.

Area	Squares	m <sup>2</sup>
House	23.38	217.17
Garage	3.93	36.47
Outdoor Room	1.49	13.86
Portico	0.43	4.03
Total Area	29.23	271.53
House Width	14.75m	House Length 23.15m
Min. Block Width	16m*	Min. Block Depth 32m*

Floorplan shown based on Aspire facade. \*Subject to orientation and fall of land and developer and council guidelines.



# Santorini 28MK2

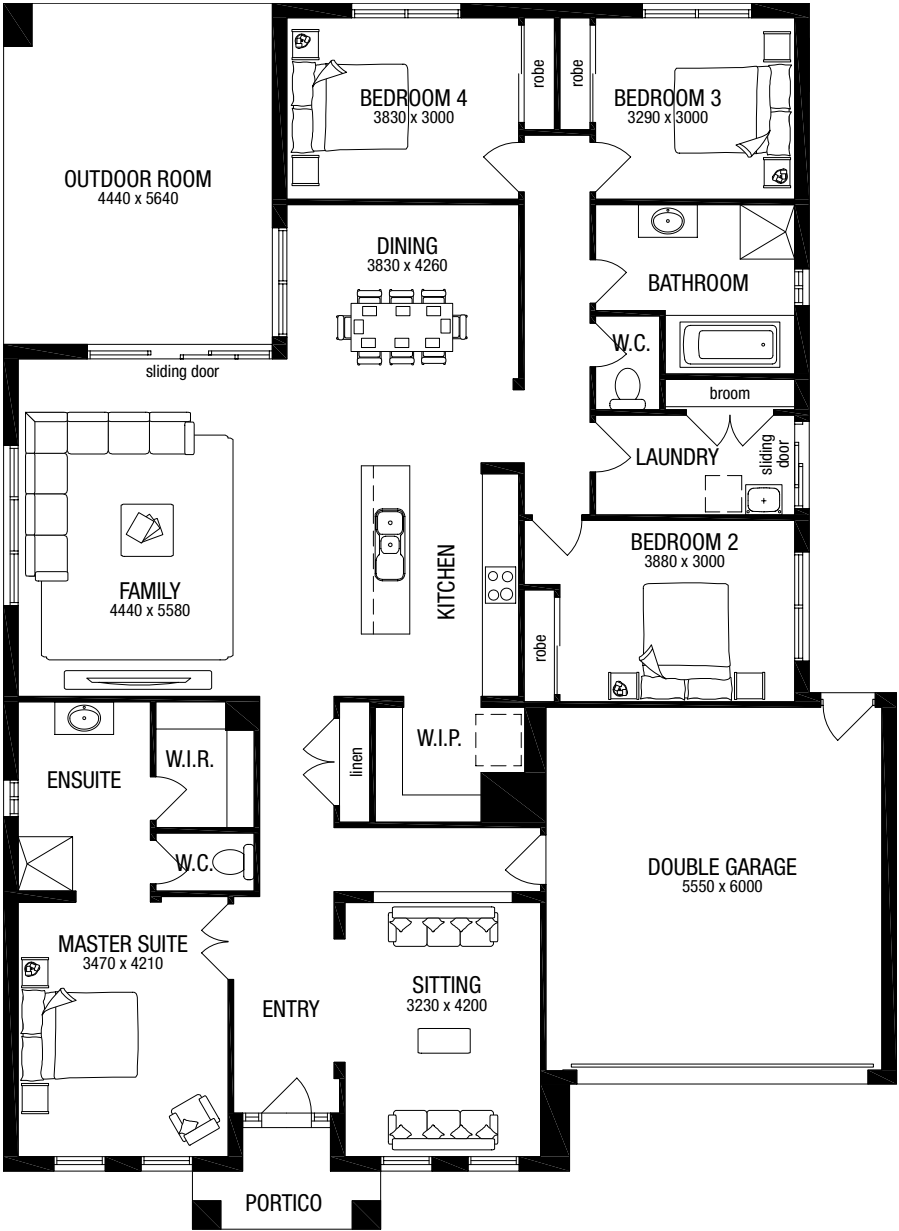
4 | 2 | 2 | 2

POPULAR DESIGN OPTIONS

- Create a Guest Bedroom in place of Bedroom 2
  - Create larger Pantry with Garage access
  - Extend the Master Suite, Ensuite and Family
- Talk to a New Home Advisor for available options.

Area	Squares		m²
House	21.34		198.22
Garage	3.92		36.33
Outdoor Room	2.69		25.04
Portico	0.43		4.03
<b>Total Area</b>	<b>28.38</b>		<b>263.62</b>
House Width	14.75m	House Length	20.27m
<b>Min. Block Width</b>	<b>16m*</b>	<b>Min. Block Depth</b>	<b>28m*</b>

Floorplan shown based on Aspire facade. \*Subject to orientation and fall of land and developer and council guidelines.





# Santorini 25

🏠 4 | 🏡 2 | 🚗 2 | 🏠 2

POPULAR DESIGN OPTIONS

- Add a Rumpus
- Add an Outdoor Room
- Add a Rumpus and an Outdoor Room

Talk to a New Home Advisor for available options.

Area	Squares	m²
House	20.55	190.94
Garage	3.91	36.33
Portico	0.51	4.71
Total Area	24.97	231.98
House Width	14.75m	House Length 19.79m
Min. Block Width	16m*	Min. Block Depth 28m*

Floorplans shown based on Aspire facade. \*Subject to orientation and fall of land and developer and council guidelines.



# Santorini 21

🏠 3 | 🏡 2 | 🚗 2 | 🏠 2

POPULAR DESIGN OPTIONS

- Add a Rumpus and an Outdoor Room
- Add an Outdoor Room
- Ensuite layout with enclosed W.C.

Talk to a New Home Advisor for available options.

Area	Squares	m²
House	16.73	155.42
Garage	3.93	36.47
Portico	0.45	4.17
Total Area	21.10	196.06
House Width	14.39m	House Length 15.83m
Min. Block Width	16m*	Min. Block Depth 25m*



*Santorini facade styles*

Façades shown are based on Santorini 28MK2, 29 and 31. Façade images pictured contain upgrade items above standard specification and will incur additional costs. These items include feature render and bricks, timber windows and garage doors, feature tiling, COLORBOND® roof, exterior lighting, brick infills above garage, front entry doors, decking and driveways.

For further details on facades please talk to a New Home Advisor.



Santorini 28MK2 Aspen



Santorini 31 Yale



Santorini 29 Vogue



Santorini 29 Aspire





Santorini 29 Maine



Santorini 29 Peak



Santorini 29 Elevate



Santorini 29 Domain



*Santorini facade styles*

Façades shown are based on Santorini 29. Façade images pictured contain upgrade items above standard specification and will incur additional costs. These items include feature render and bricks, timber windows and garage doors, feature tiling, COLORBOND® roof, exterior lighting, brick infills above garage, front entry doors, decking and driveways.

For further details on facades please talk to a New Home Advisor.



Santorini 29 Kingston



Santorini 29 Luxe



Santorini 29 Harcrest



Santorini 29 Neo



Santorini 29 Pinnacle



Santorini 29 Mirage

# Sentinel

Bold lines, beautiful spaces

## Sentinel 29

🏠 4 | 🏡 2 | 🚗 2 | 🏠 2

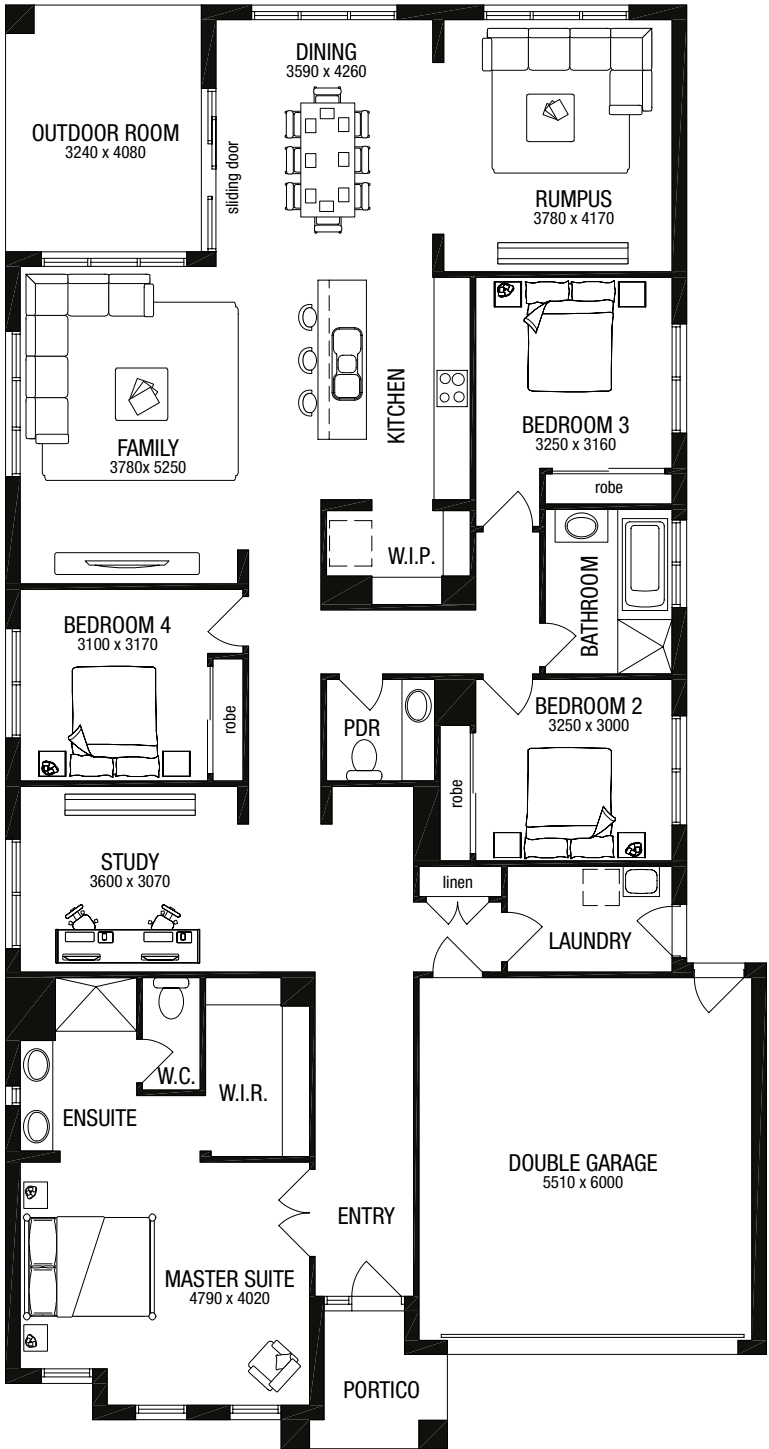
POPULAR DESIGN OPTIONS

- Reverse the front of the home
- Create Bedroom 5 in place of Study
- Add a shower to powder room

Talk to a New Home Advisor for available options.

Area	Squares	m <sup>2</sup>
House	23.07	214.31
Garage	3.91	36.31
Outdoor Room	1.42	13.22
Portico	0.48	4.48
<b>Total Area</b>	<b>28.88</b>	<b>268.32</b>
House Width	12.59m	House Length 23.87m
<b>Min. Block Width</b>	<b>14m*</b>	<b>Min. Block Depth 32m*</b>

Floorplan shown based on Aspire facade. \*Subject to orientation and fall of land and developer and council guidelines.





*Sentinel facade styles*

Façades shown are based on Sentinel 29. Façade images pictured contain upgrade items above standard specification and will incur additional costs. These items include feature render and bricks, timber windows and garage doors, feature tiling, COLORBOND® roof, exterior lighting, brick infills above garage, front entry doors, decking and driveways.

For further details on facades please talk to a New Home Advisor.



Sentinel 29 Peak



Sentinel 29 Pinnacle



Sentinel 29 Elevate



Sentinel 29 Domain

*Sentinel facade styles*

Façades shown are based on Sentinel 29. Façade images pictured contain upgrade items above standard specification and will incur additional costs. These items include feature render and bricks, timber windows and garage doors, feature tiling, COLORBOND® roof, exterior lighting, brick infills above garage, front entry doors, decking and driveways.

For further details on facades please talk to a New Home Advisor.



Sentinel 29 Maine



Sentinel 29 Harcrest



Sentinel 29 Aspire



Sentinel 29 Luxe



Sentinel 29 Yale



Sentinel 29 Mirage



Sentinel 29 Neo





# Sullivan

## Sullivan 17A

3 | 2 | 1 | 2

DESIGN OPTIONS

Talk to a New Home Advisor for available options.

Area		Squares	m <sup>2</sup>
House		13.06	121.31
Garage		3.86	35.88
Portico		0.31	2.93
Total Area		17.24	160.12
House Width	11.27m	House Length	17.27m
Min. Block Width	12.5m*	Min. Block Depth	21m*

## Sullivan 17

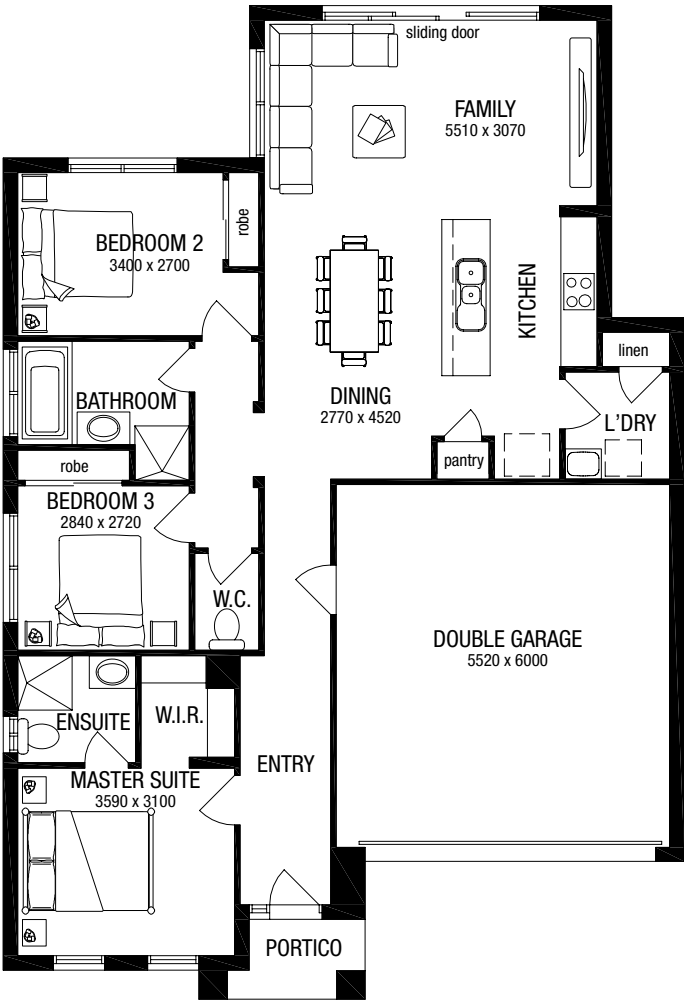
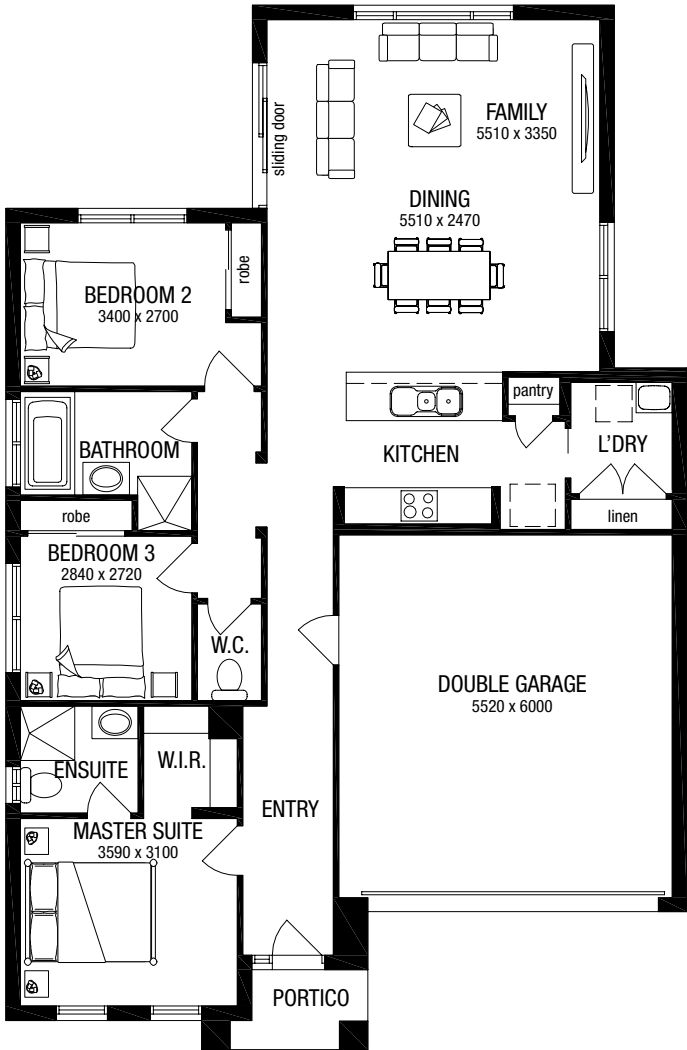
3 | 2 | 1 | 2

DESIGN OPTIONS

Talk to a New Home Advisor for available options.

Area		Squares	m <sup>2</sup>
House		12.52	116.28
Garage		3.86	35.88
Portico		0.31	2.93
Total Area		16.69	155.09
House Width	11.27m	House Length	16.43m
Min. Block Width	12.5m*	Min. Block Depth	21m*

Floorplans shown based on Aspire facade. \*Subject to orientation and fall of land and developer and council guidelines.



*Sullivan facade styles*

Façades shown are based on Sullivan 17. Façade images pictured contain upgrade items above standard specification and will incur additional costs. These items include feature render and bricks, timber windows and garage doors, feature tiling, COLORBOND® roof, exterior lighting, brick infills above garage, front entry doors, decking and driveways.

For further details on facades please talk to a New Home Advisor.



Sullivan 17 Ascent



Sullivan 17 Pinnacle



Sullivan 17 Luxe



Sullivan 17 Domain



*Sullivan facade styles*

Façades shown are based on Sullivan 17. Façade images pictured contain upgrade items above standard specification and will incur additional costs. These items include feature render and bricks, timber windows and garage doors, feature tiling, COLORBOND® roof, exterior lighting, brick infills above garage, front entry doors, decking and driveways.

For further details on facades please talk to a New Home Advisor.



Sullivan 17 Aspen



Sullivan 17 Harcrest



Sullivan 17 Aspire



Sullivan 17 Elevate



Sullivan 17Yale



Sullivan 17 Vogue



Sullivan 17 Neo



Sullivan 17 Pagoda



# Tulloch



## Tulloch 22

4 | 2 | 2 | 2

POPULAR DESIGN OPTIONS

- Swap the position of the Master Suite and Living
- Add an Outdoor Room
- Add a Double vanity to Ensuite

Talk to a New Home Advisor for available options.

Area	Squares	m²
House	18.09	168.05
Garage	3.89	36.11
Portico	0.48	4.50
Total Area	22.46	208.66
House Width	12.59m	House Length 18.47m
Min. Block Width	14m*	Min. Block Depth 25m*

Floorplan shown based on Traditional facade. \*Subject to orientation and fall of land and developer and council guidelines.

## Tulloch 20

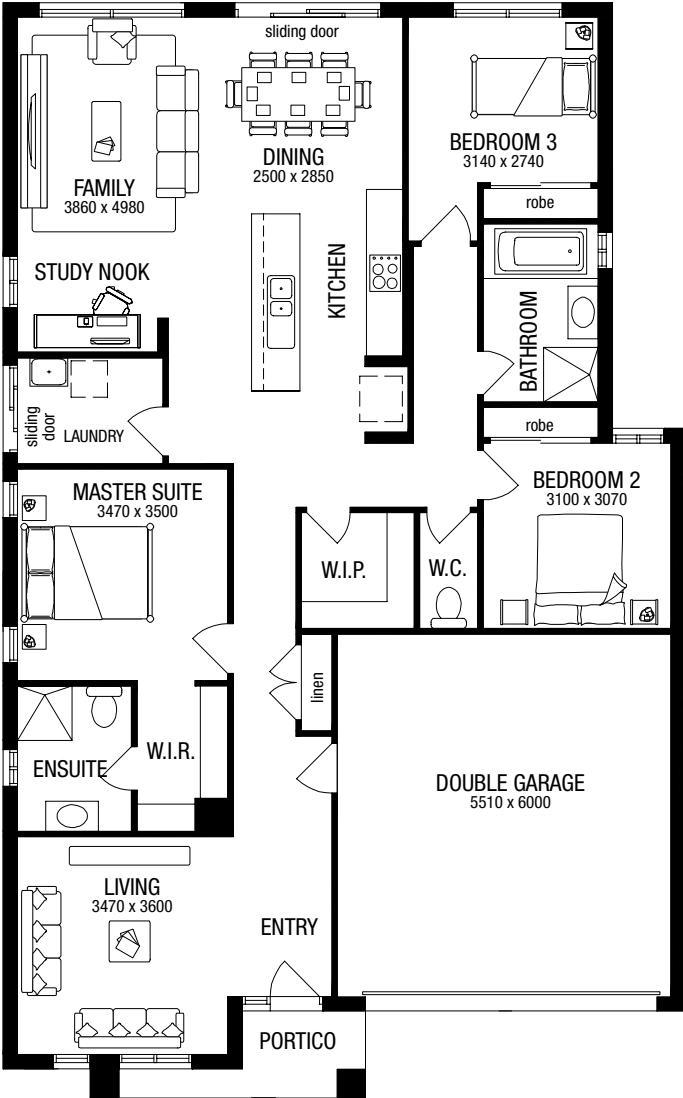
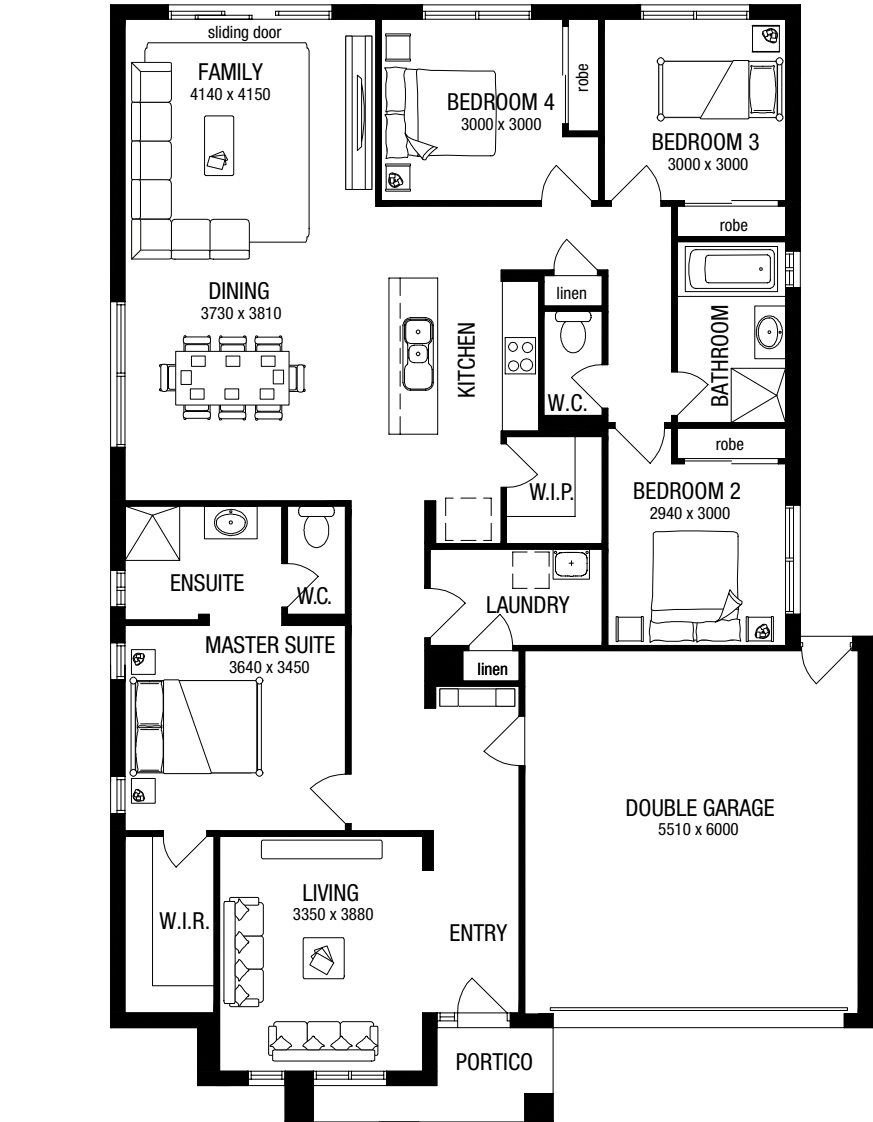
3 | 2 | 2 | 2

POPULAR DESIGN OPTIONS

- Add an Outdoor Room
- Add a Double vanity to Ensuite
- Extend the Master Suite and Ensuite

Talk to a New Home Advisor for available options.

Area	Squares	m²
House	15.87	147.39
Garage	3.85	35.82
Portico	0.45	4.14
Total Area	20.17	187.35
House Width	11.27m	House Length 18.11m
Min. Block Width	12.5m*	Min. Block Depth 25m*





*Tulloch facade styles*

Façades shown are based on Tulloch 22. Façade images pictured contain upgrade items above standard specification and will incur additional costs. These items include feature render and bricks, timber windows and garage doors, feature tiling, COLORBOND® roof, exterior lighting, brick infills above garage, front entry doors, decking and driveways.

For further details on facades please talk to a New Home Advisor.



Tulloch 22 Kingston



Tulloch 22 Luxe



Tulloch 22 Aspire



Tulloch 22 Yale



Tulloch 22 Traditional



Tulloch 22 Neo



# Whiteley

## *Thoughtful family living*

This fantastic family home is packed with thoughtful spaces for everyone to relax, entertain and enjoy, from a kids retreat to a home theatre room. Four substantial bedrooms and ample entertaining areas are complemented by the luxury of a designer kitchen with integrated butler's pantry offering endless preparation and storage. Family living at its best.





# Whiteley 28MK2

4 | 2 | 2 | 2

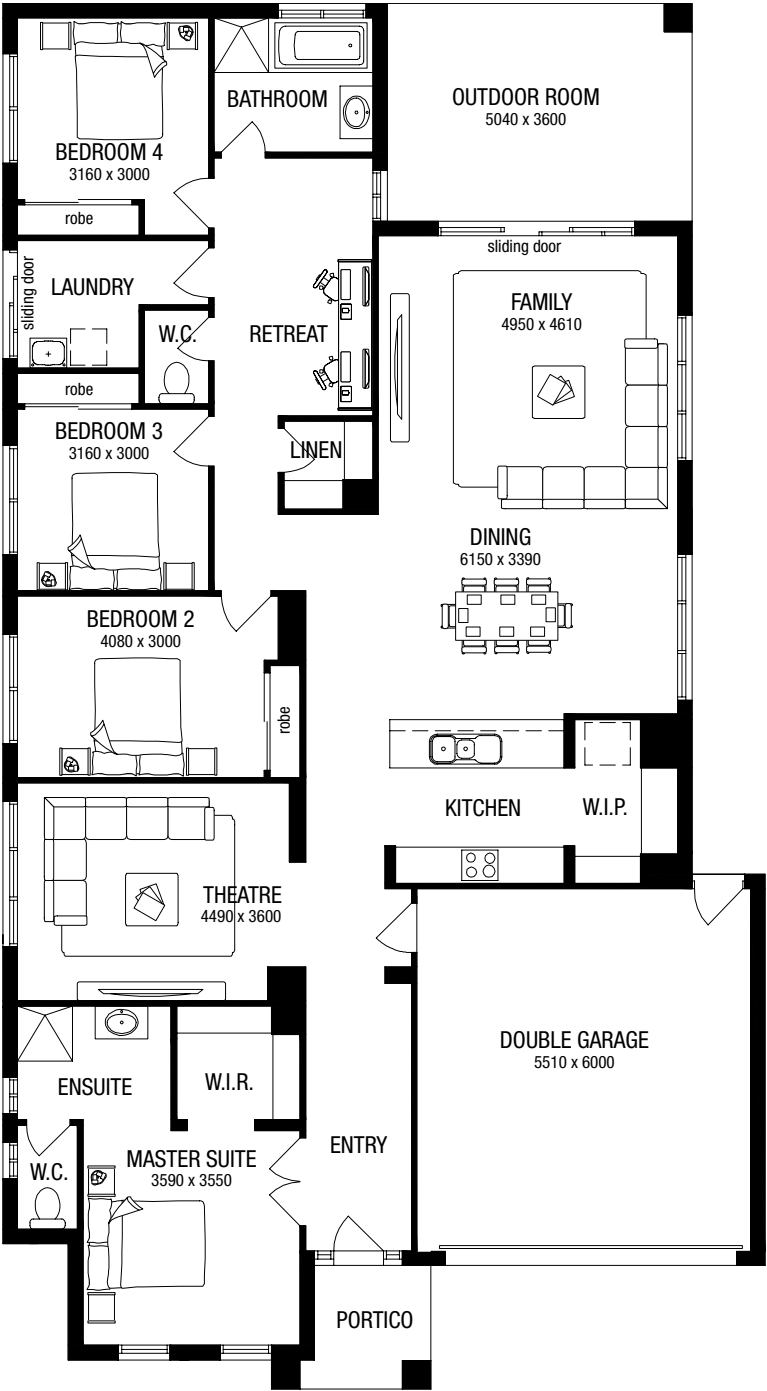
POPULAR DESIGN OPTIONS

- Add a Grand Outdoor Room
- Swap the position of the Master Suite and Theatre
- Add a Rumpus in place of Outdoor Room

Talk to a New Home Advisor for available options.

Area	Squares	m²
House	21.21	197.05
Garage	3.89	36.11
Outdoor Room	1.95	18.14
Portico	0.46	4.26
<b>Total Area</b>	<b>27.51</b>	<b>255.56</b>
House Width	12.59m	House Length 22.91m
<b>Min. Block Width</b>	<b>14m*</b>	<b>Min. Block Depth 32m*</b>

Floorplan shown based on Aspire facade. \*Subject to orientation and fall of land and developer and council guidelines.





# Whiteley 25MK2

4 | 2 | 2 | 2

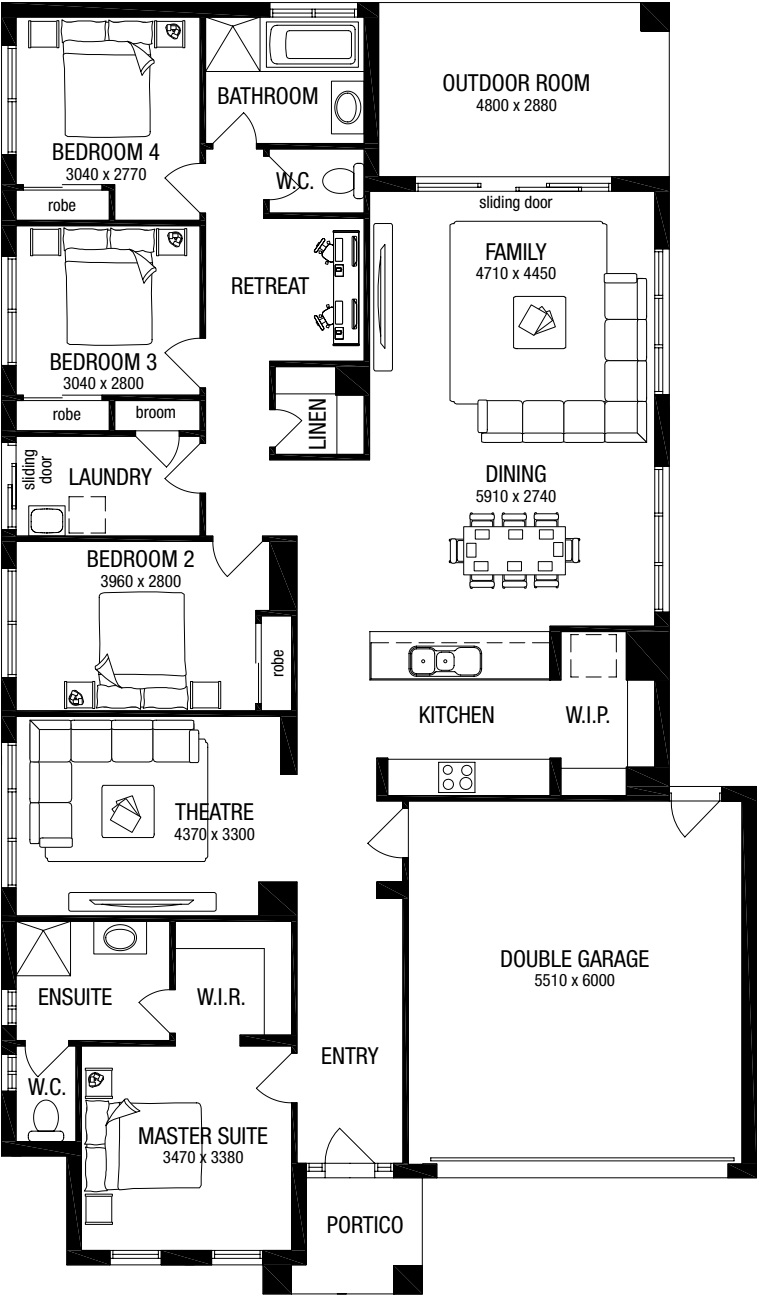
POPULAR DESIGN OPTIONS

- Swap the position of the Master Suite and Theatre
- Add a Rumpus in place of Outdoor Room
- Extend the Master Suite and Ensuite

Talk to a New Home Advisor for available options.

Area	Squares	m <sup>2</sup>
House	19.25	178.81
Garage	3.89	36.17
Outdoor Room	1.49	13.82
Portico	0.43	4.03
<b>Total Area</b>	<b>25.06</b>	<b>232.83</b>
House Width	12.47m	House Length 21.35m
<b>Min. Block Width</b>	<b>14m*</b>	<b>Min. Block Depth 28m*</b>

Floorplan shown based on Aspire facade. \*Subject to orientation and fall of land and developer and council guidelines.



*Whiteley facade styles*

Façades shown are based on Whiteley 28MK2. Façade images pictured contain upgrade items above standard specification and will incur additional costs. These items include feature render and bricks, timber windows and garage doors, feature tiling, COLORBOND® roof, exterior lighting, brick infills above garage, front entry doors, decking and driveways.

For further details on facades please talk to a New Home Advisor.







Whiteley 28MK2 Pinnacle



Whiteley 28MK2 Luxe



Whiteley 28MK2 Vogue



Whiteley 28MK2 Yale



# Whittlesea

## *Modern family living*

When you step inside this fantastic home you will appreciate the amazing space and light that can be found throughout. Towards the back of the home you will find a large open plan living area that features a contemporary kitchen with walk-in pantry as well as plenty of room for entertaining all year round in the outdoor room. This design is set to impress.



# Whittlesea 29MK2

🏠 4 | 🏡 2 | 🚗 3 | 🏠 2

POPULAR DESIGN OPTIONS

- Reverse the rear of the home with extension
- Add a Grand Outdoor Room
- Add a Double vanity to Ensuite

Talk to a New Home Advisor for available options.

Area	Squares	m²
House	22.82	211.96
Garage	3.89	36.14
Outdoor Room	1.43	13.31
Portico	0.48	4.43
<b>Total Area</b>	<b>28.62</b>	<b>265.84</b>
House Width	12.71m	House Length 23.75m
<b>Min. Block Width</b>	<b>14m*</b>	<b>Min. Block Depth 32m*</b>

Floorplans shown based on Aspire facade. \*Subject to orientation and fall of land and developer and council guidelines.



# Whittlesea 25

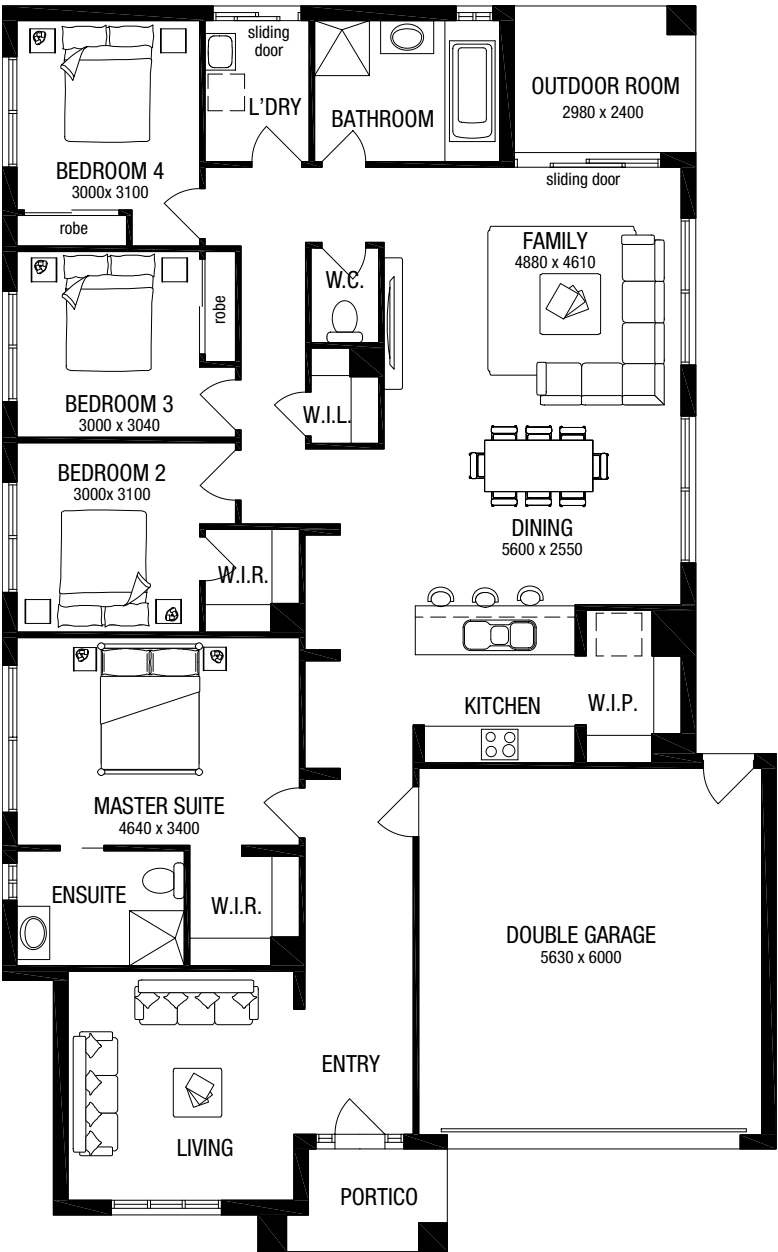
🏠 4 | 🏡 2 | 🚗 2 | 🏠 2

POPULAR DESIGN OPTIONS

- Extend Bedroom 4, Laundry and Bathroom

Talk to a New Home Advisor for available options.

Area	Squares	m²
House	19.36	179.82
Garage	3.97	36.89
Outdoor Room	0.77	7.15
Portico	0.46	4.33
<b>Total Area</b>	<b>24.56</b>	<b>228.19</b>
House Width	12.71m	House Length 20.39m
<b>Min. Block Width</b>	<b>14m*</b>	<b>Min. Block Depth 28m*</b>



*Whittlesea facade styles*

Façades shown are based on Whittlesea 29. Façade images pictured contain upgrade items above standard specification and will incur additional costs. These items include feature render and bricks, timber windows and garage doors, feature tiling, COLORBOND® roof, exterior lighting, brick infills above garage, front entry doors, decking and driveways.

For further details on facades please talk to a New Home Advisor.



Whittlesea 29MK2 Domain



Whittlesea 29MK2 Harcrest



Whittlesea 29MK2 Aspire



Whittlesea 29MK2 Aspen





Whittlesea 29MK2 Maine



Whittlesea 29MK2 Peak



Whittlesea 29MK2 Vogue



Whittlesea 29MK2 Mirage

# Country Living Collection

## *Modern country living*

These thoughtfully planned residences provide all the contemporary elements to make the most of your surroundings and enhance your life every day.









# Denver

## *Grand country living at its finest*

The Denver was created for modern country living to suit a corner or acreage allotment. This home boasts an impressive entry and an open plan living area with a centrally located kitchen, dining and family room, perfect for entertaining. Its flexible footprint will suit families that want to live together. Space, the final frontier. Let the Denver take you there.







# Denver 45MK2

4 | 2 | 4 | 2

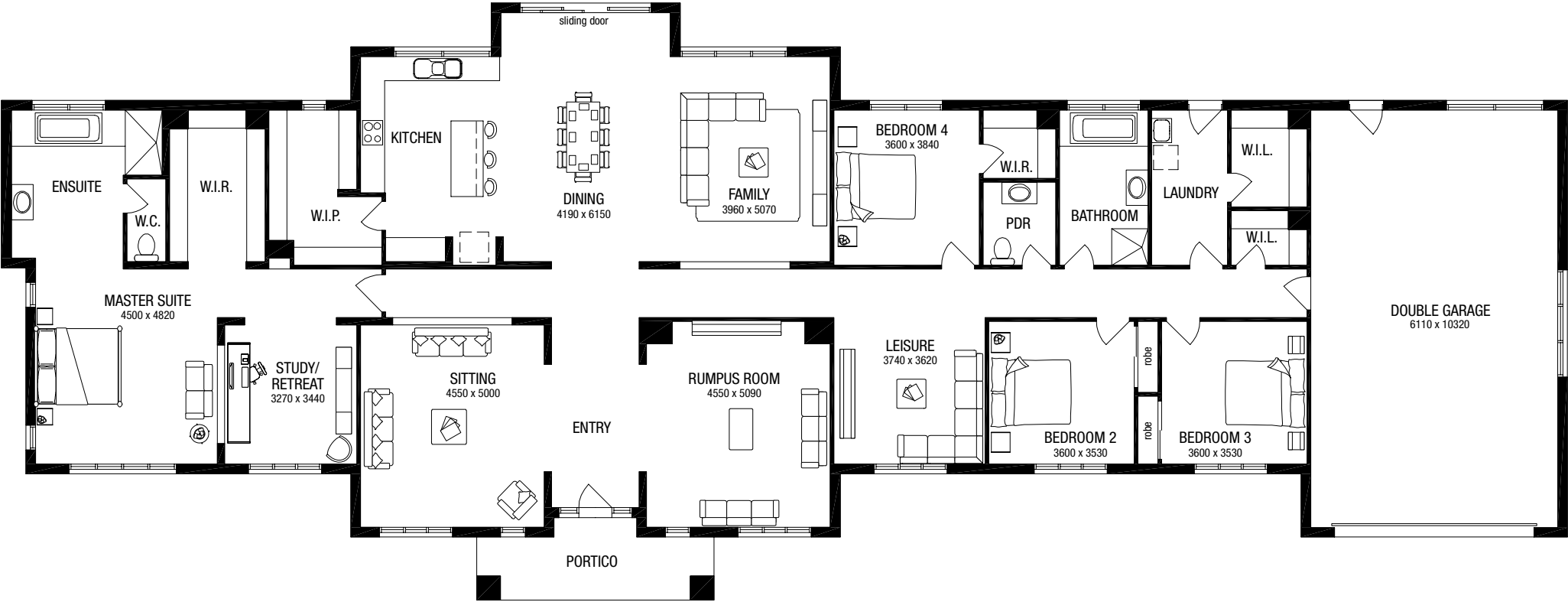
POPULAR DESIGN OPTIONS

- Add a Grand Outdoor Room
- Add a Fireplace to Sitting/Study adjoining wall
- Create a Mud Room in place of Linen

Talk to a New Home Advisor for available options.

Area	Squares		m²
House	36.05		334.93
Garage	7.42		68.89
Portico	1.09		10.14
Total Area	44.56		413.96
House Width	38.75m	House Length	14.75m
Min. Block Width	+16m*	Min. Block Depth	+25m*

Floorplan shown based on Aspire facade. \*Subject to orientation and fall of land and developer and council guidelines.





# Denver 34

4 | 2 | 3 | 2

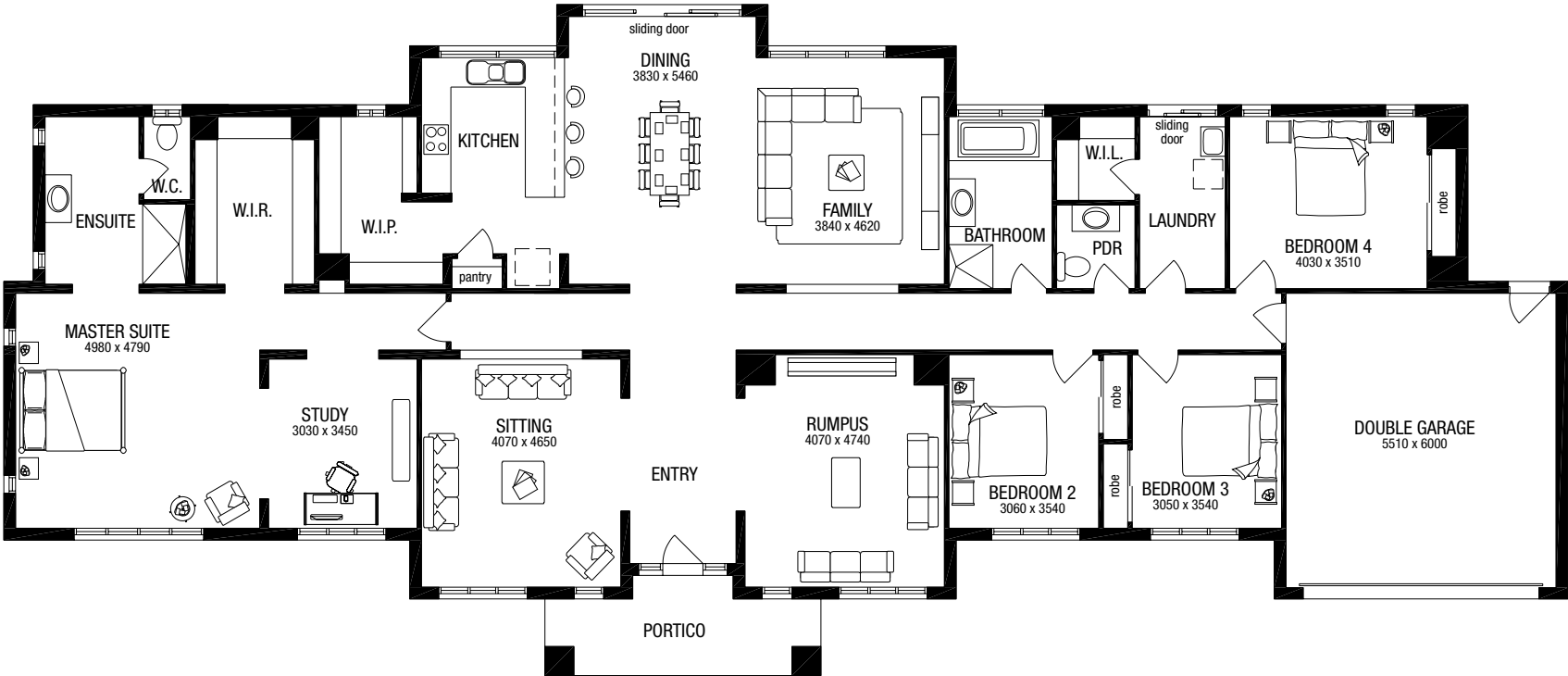
POPULAR DESIGN OPTIONS

- Add a Grand Outdoor Room
- Add a store room to the garage
- Create a Mud Room in place of Linen

Talk to a New Home Advisor for available options.

Area		Squares	m²
House		29.44	273.52
Garage		3.94	36.60
Portico		1.05	9.77
Total Area		34.43	319.89
House Width	31.91m	House Length	13.67m
Min. Block Width	+16m*	Min. Block Depth	+25m*

Floorplan shown based on Aspire facade. \*Subject to orientation and fall of land and developer and council guidelines.



# Denver 32

🏠 4
 | 🏡 2
 | 🚗 3
 | 🏠 2

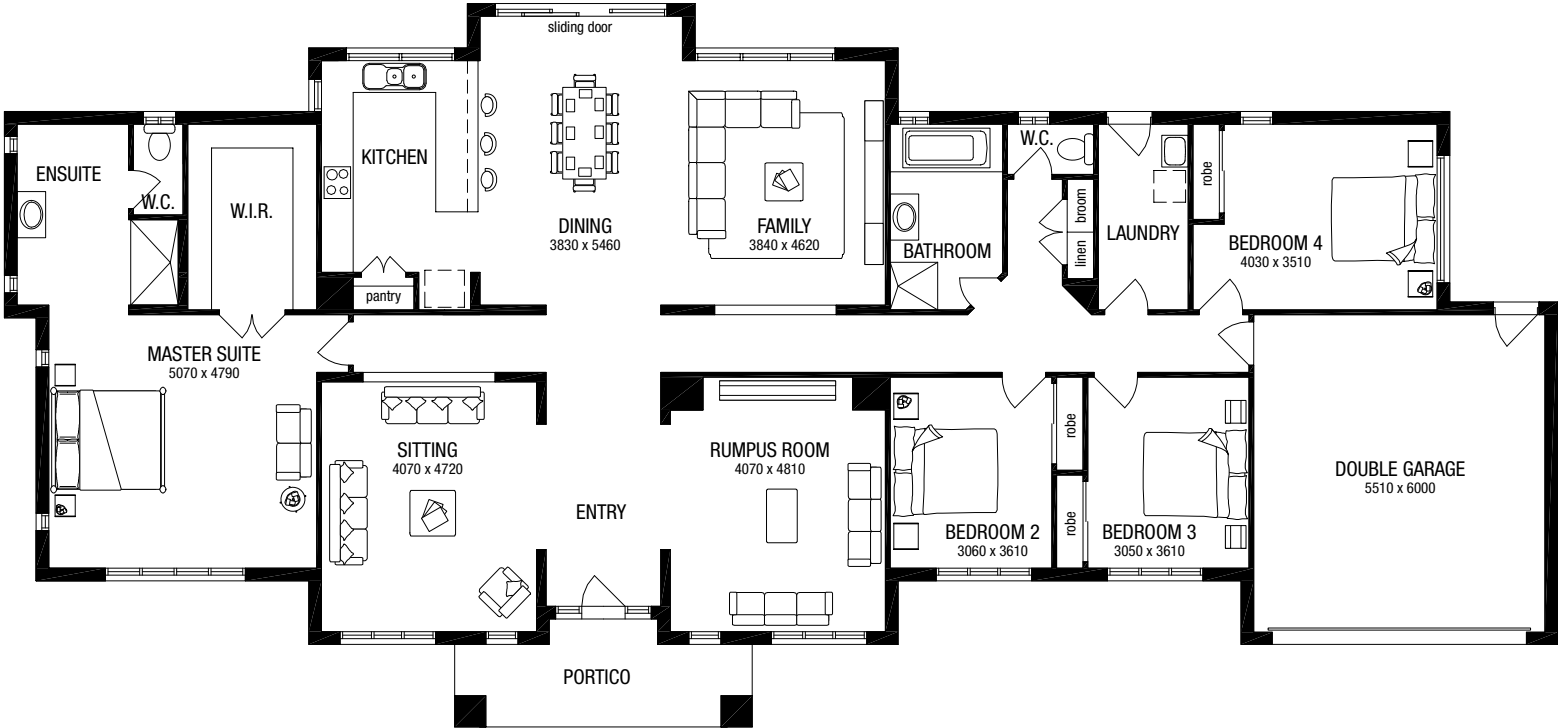
POPULAR DESIGN OPTIONS

- Add a Butler's Pantry
- Add a Grand Outdoor Room with Fireplace
- Add a Mud Room

Talk to a New Home Advisor for available options.

Area	Squares		m²
House	26.95		250.35
Garage	3.94		36.60
Portico	1.05		9.77
<b>Total Area</b>	<b>31.94</b>		<b>296.72</b>
House Width	29.39m	House Length	13.67m
<b>Min. Block Width</b>	<b>+16m*</b>	<b>Min. Block Depth</b>	<b>+25m*</b>

Floorplan shown based on Aspire facade. \*Subject to orientation and fall of land and developer and council guidelines.







Denver facade styles

Façades shown are based on Denver 45MK2. Façade images pictured contain upgrade items above standard specification and will incur additional costs. These items include feature render and bricks, timber windows and garage doors, feature tiling, COLORBOND® roof, exterior lighting, brick infills above garage, front entry doors, decking and driveways.

For further details on facades please talk to a New Home Advisor.



Denver 45MK2 Ascent



Denver 45MK2 Aspire



Denver 45MK2 Colonial



Denver 45MK2 Vogue



Denver 45MK2 Whitehaven



# Davenport

## *Live the dream country lifestyle*

Wider than it is long, the Davenport is perfect for modern country living and will look magnificent stretched across a hilltop taking in the vistas. The master suite is zoned away from the spare bedrooms for added privacy, and features three generous living spaces. The wide range of facade options take advantage of the impressive entrance giving you a direct view to the rear yard, further enhancing the distinct “country-style” feel.







# Davenport 34

4 | 3 | 3 | 2

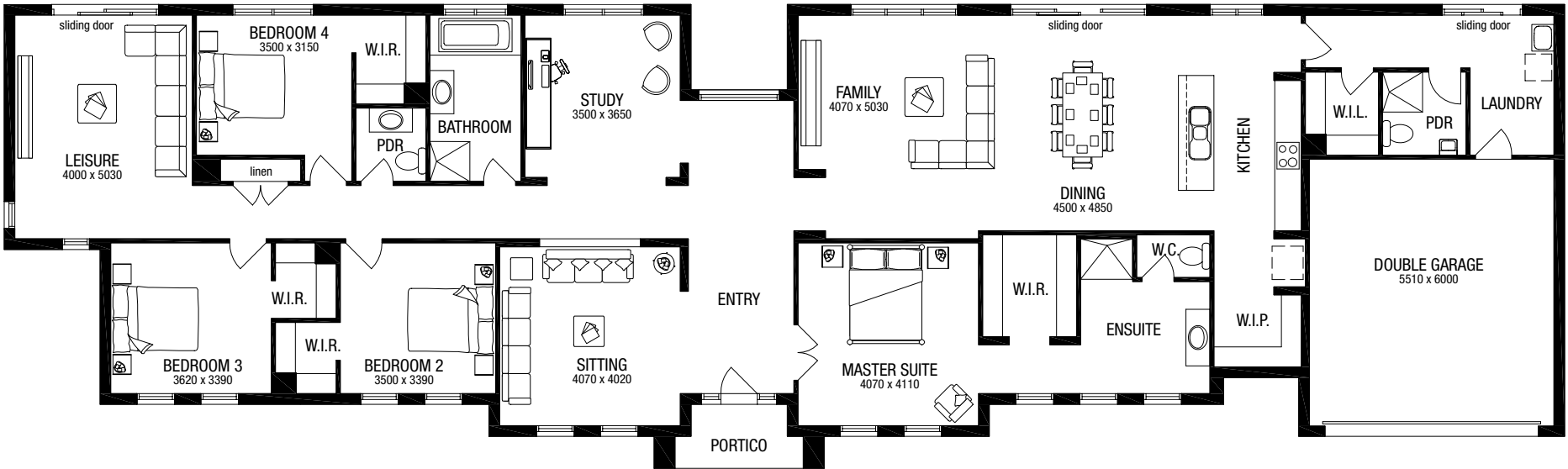
POPULAR DESIGN OPTIONS

- Add a 3-Car Garage
- Add a Grand Outdoor Room
- Create a Butler’s Pantry

Talk to a New Home Advisor for available options.

Area	Squares		m²
House	29.93		278.03
Garage	3.89		36.14
Portico	0.46		4.32
Total Area	34.28		318.49
House Width	35.15m	House Length	10.43m
Min. Block Width	+16m*	Min. Block Depth	+25m*

Floorplan shown based on Aspire facade. \*Subject to orientation and fall of land and developer and council guidelines.



# Davenport 30

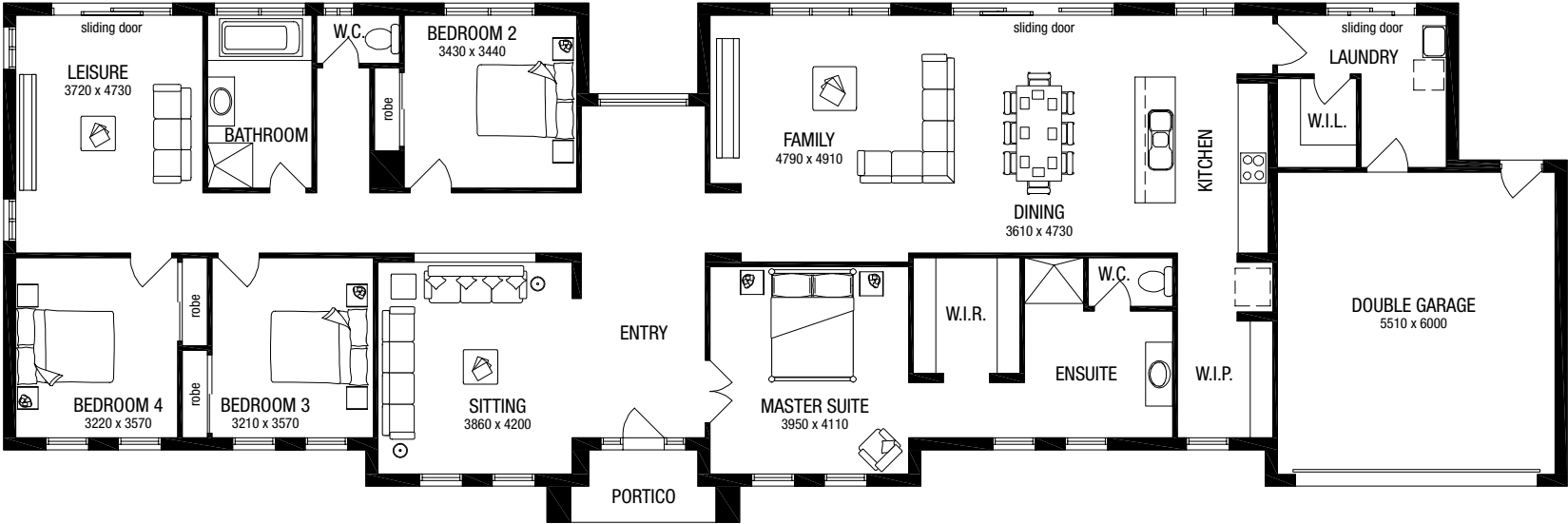
🏠 4 | 🏡 2 | 🚗 3 | 🏠 2

POPULAR DESIGN OPTIONS

- Add a Garage Workshop
  - Add a Grand Outdoor Room
  - Add a Mud Room and Powder Room to Laundry
- Talk to a New Home Advisor for available options.

Area	Squares		m²
House	25.74		239.12
Garage	3.93		36.51
Portico	0.46		4.32
<b>Total Area</b>	<b>30.13</b>		<b>279.95</b>
House Width	31.07m	House Length	10.31m
<b>Min. Block Width</b>	<b>+16m*</b>	<b>Min. Block Depth</b>	<b>+25m*</b>

Floorplan shown based on Aspire facade. \*Subject to orientation and fall of land and developer and council guidelines.





Davenport facade styles

Façades shown are based on Davenport 30 and 34. Façade images pictured contain upgrade items above standard specification and will incur additional costs. These items include feature render and bricks, timber windows and garage doors, feature tiling, COLORBOND® roof, exterior lighting, brick infills above garage, front entry doors, decking and driveways.

For further details on facades please talk to a New Home Advisor.



Davenport 30 Whitehaven



Davenport 34 Georgian



Davenport 34 Victorian





Davenport 30 Colonial



Davenport 34 Harcrest



Davenport 34 Neo

# Kalarney

## *Big entertainer*

Perfect for any wide open space – a corner block, a hilltop or a wide street-front. If you've got the right land, this is the home for you. Come inside and discover the many ways this home delivers practical, affordable and exciting family living.





# Kalarney 29

4 | 2 | 3 | 2

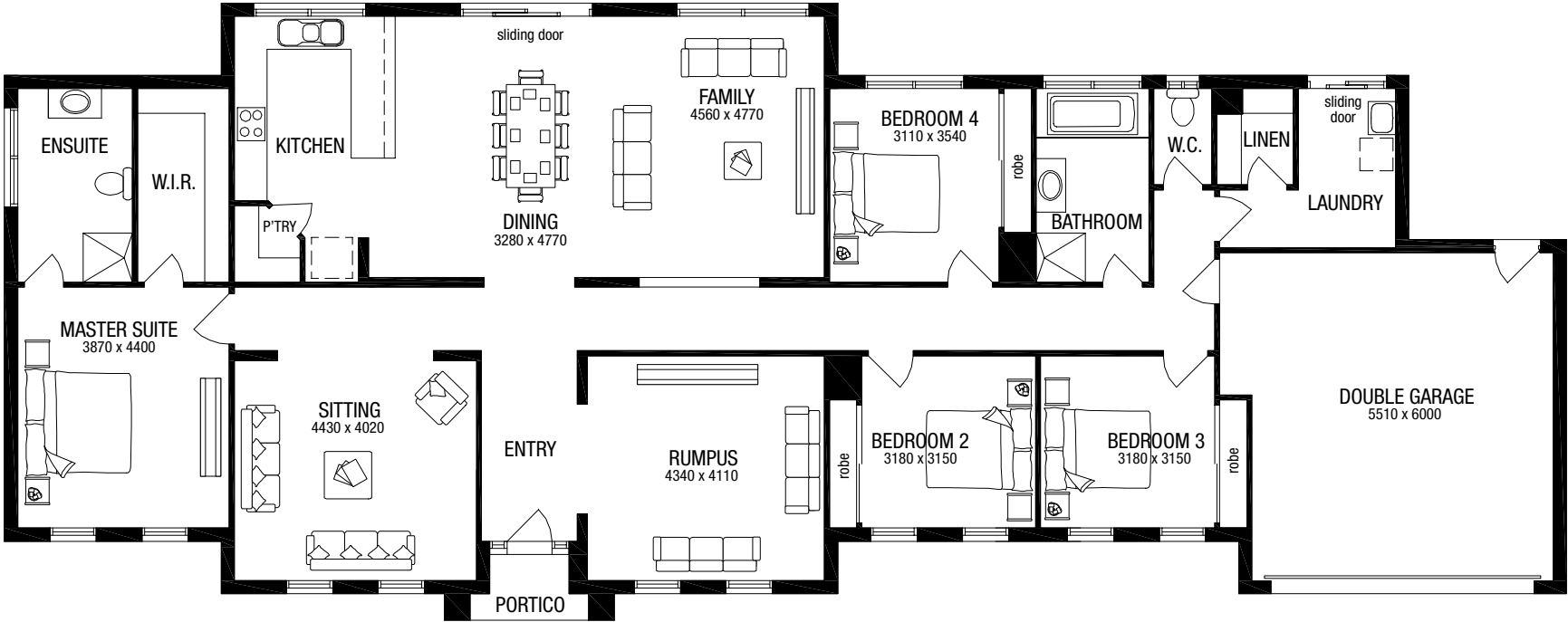
POPULAR DESIGN OPTIONS

- Add a Butler’s Pantry
- Add a Grand Outdoor Room
- Add a Garage Workshop

Talk to a New Home Advisor for available options.

Area	Squares		m²
House	24.42		226.90
Garage	4.12		38.28
Portico	0.22		2.09
Total Area	28.77		267.27
House Width	28.55m	House Length	11.27m
Min. Block Width	+16m*	Min. Block Depth	+25m*

Floorplan shown based on Aspire facade. \*Subject to orientation and fall of land and developer and council guidelines.



# Kalarney 24

3 | 2 | 2 | 2

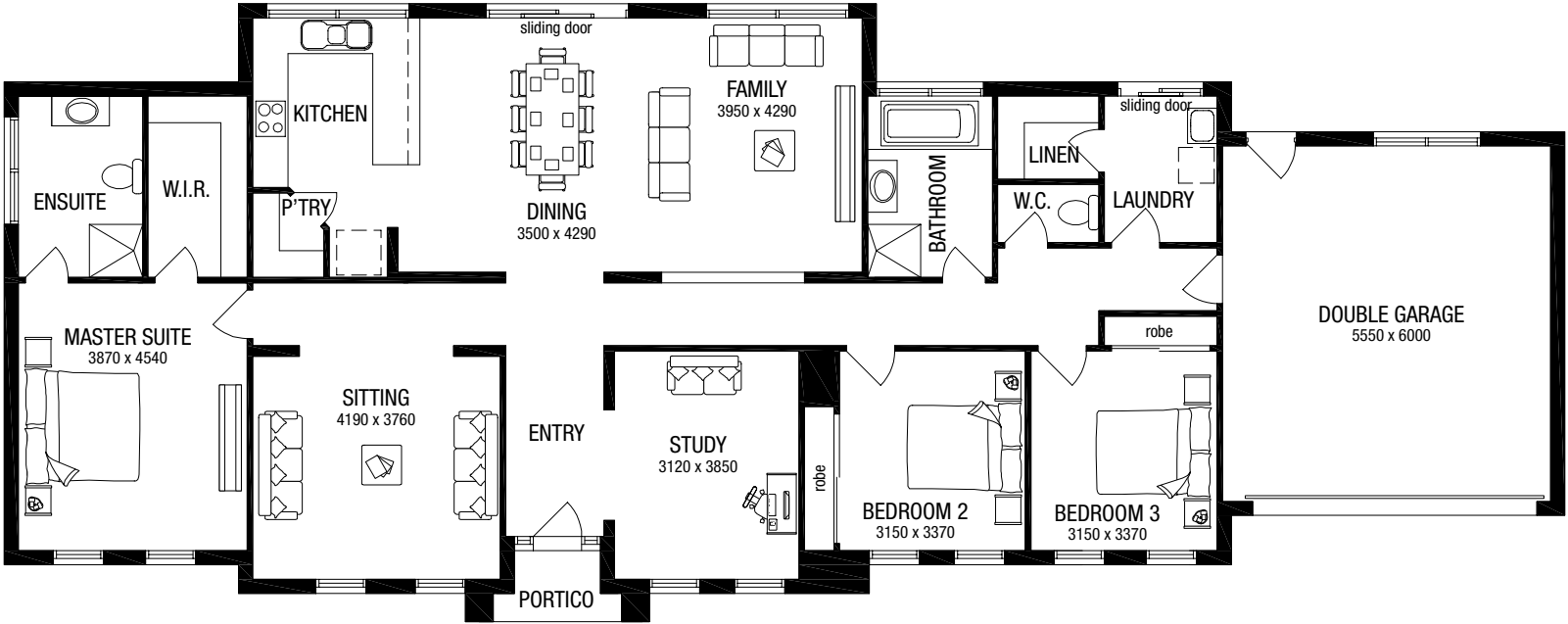
POPULAR DESIGN OPTIONS

- Add a Butler’s Pantry
- Add a Grand Outdoor Room
- Add a 4th Bedroom in place of Study

Talk to a New Home Advisor for available options.

Area	Squares		m²
House	20.08		186.55
Garage	4.03		37.43
Portico	0.27		2.54
Total Area	24.38		226.52
House Width	26.39m	House Length	10.43m
Min. Block Width	+16m*	Min. Block Depth	+25m*

Floorplan shown based on Aspire facade. \*Subject to orientation and fall of land and developer and council guidelines.



# Kalarney 22

3 | 2 | 2 | 2

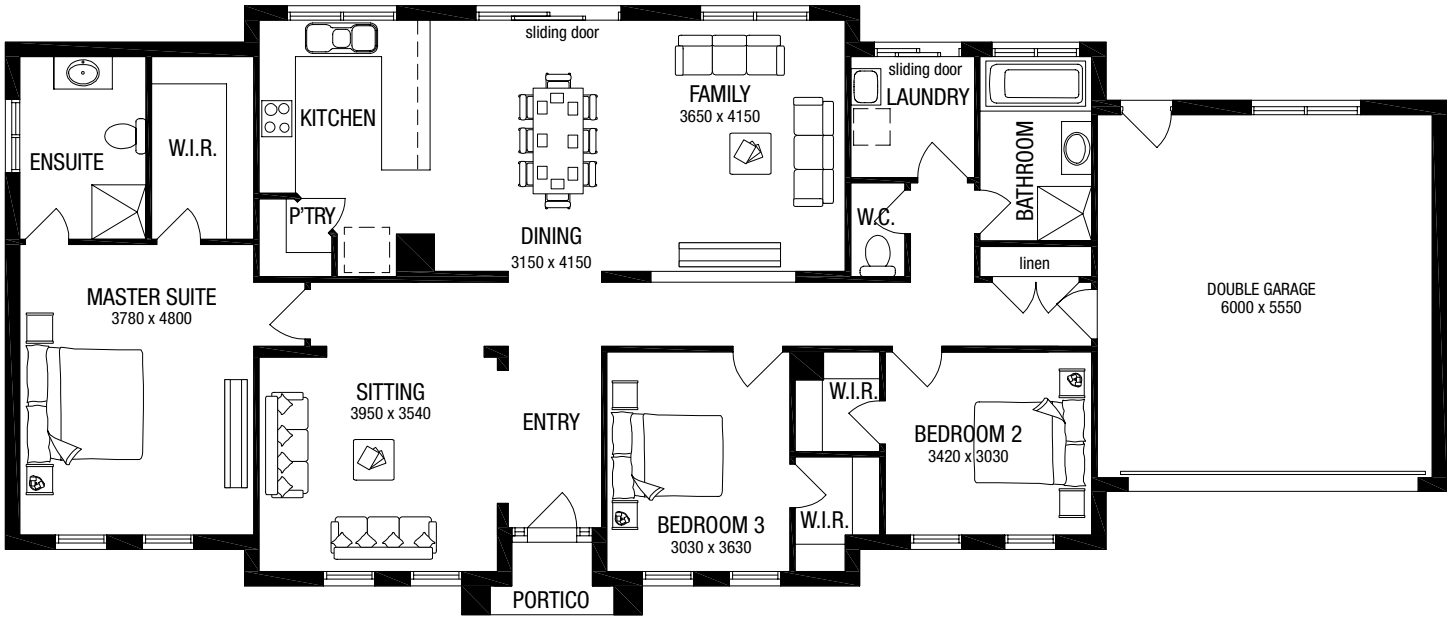
POPULAR DESIGN OPTIONS

- Add a Grand Outdoor Room
- Add a 4th Bedroom in place of Sitting
- Add a bath to Ensuite

Talk to a New Home Advisor for available options.

Area	Squares	m²
House	17.58	163.28
Garage	4.03	37.43
Portico	0.26	2.39
Total Area	21.86	203.10
House Width	23.87m	House Length 10.07m
Min. Block Width	+16m*	Min. Block Depth +25m*

Floorplan shown based on Aspire facade. \*Subject to orientation and fall of land and developer and council guidelines.





# Kalarney 19

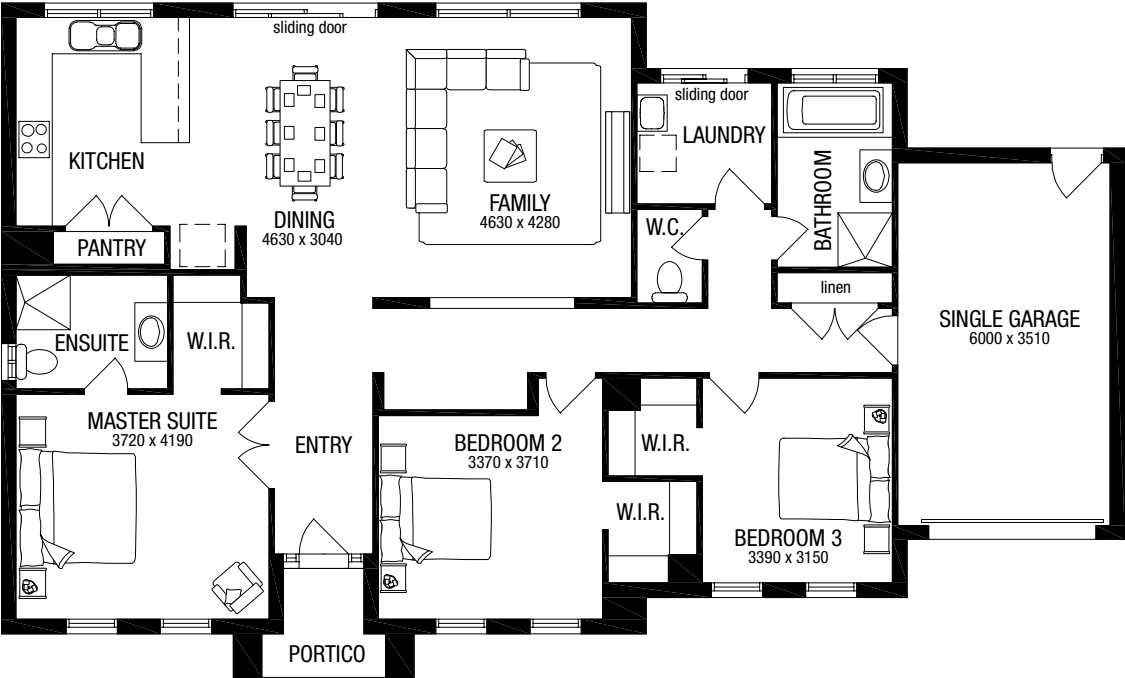
3 | 2 | 1 | 1

DESIGN OPTIONS

Talk to a New Home Advisor for available options.

Area	Squares		m²
House	15.79		146.72
Garage	2.61		24.23
Portico	0.39		3.59
Total Area	18.79		174.54
House Width	18.59m	House Length	11.15m
Min. Block Width	+16m*	Min. Block Depth	+25m*

Floorplan shown based on Aspire facade. \*Subject to orientation and fall of land and developer and council guidelines.







*Kalarney facade styles*

Façades shown are based on Kalarney 29. Façade images pictured contain upgrade items above standard specification and will incur additional costs. These items include feature render and bricks, timber windows and garage doors, feature tiling, COLORBOND® roof, exterior lighting, brick infills above garage, front entry doors, decking and driveways.

For further details on facades please talk to a New Home Advisor.



Kalarney 29 Vogue



Kalarney 29 Neo



Kalarney 29 Aspire





Kalarney 29 Whitehaven



Kalarney 29 Harcrest



Kalarney 29 Colonial



# *Double storey homes*

## *Value packed with lots of space*

A two storey home offers additional opportunities for design flexibility and an abundance of space. This is the life you always deserved. Live it large.







# Adan

Smart living

## Adan 26

4 | 2 | 1 | 2

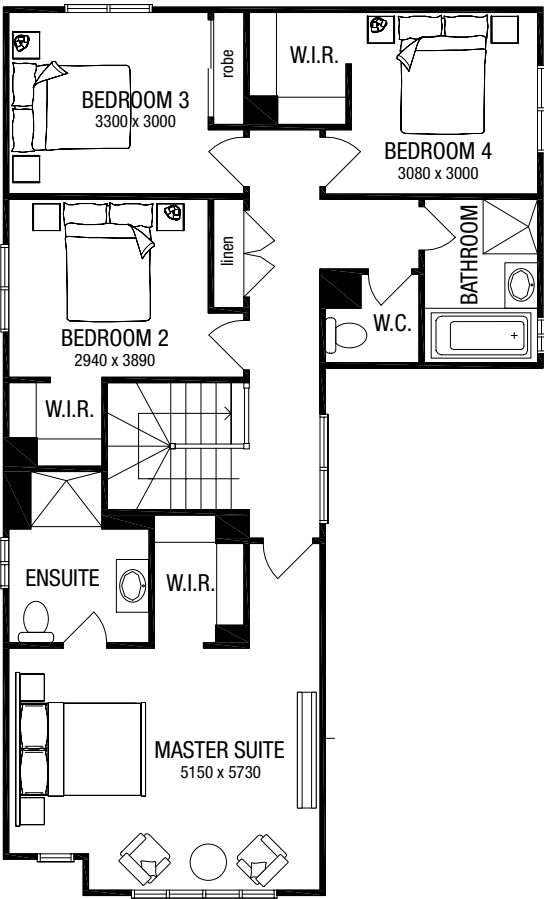
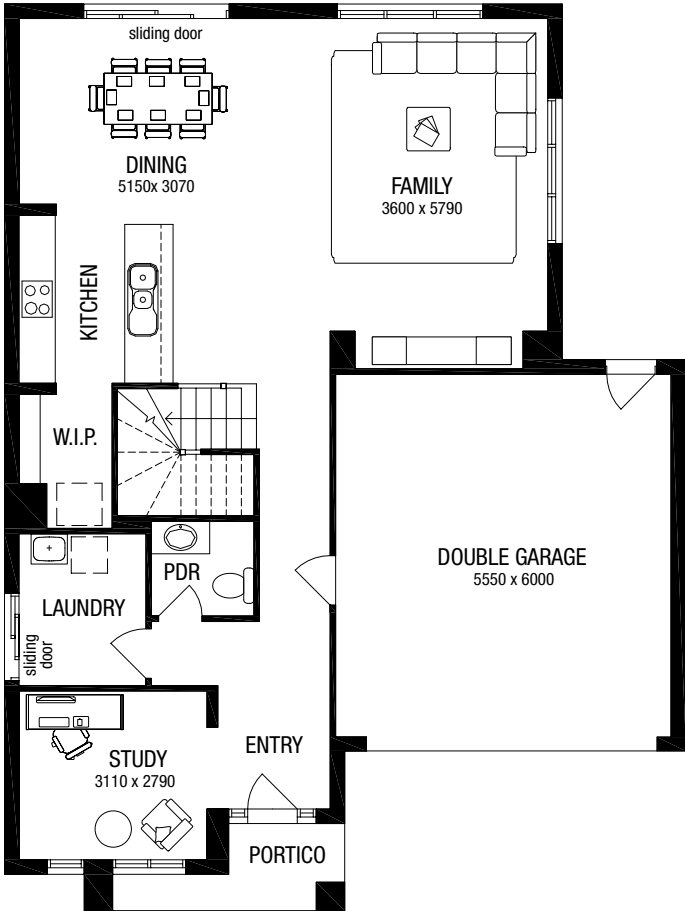
POPULAR DESIGN OPTIONS

- Build over the garage
- Add an Outdoor Room
- Create a 4th Bedroom in place of Study

Talk to a New Home Advisor for available options.

Area	Squares	m <sup>2</sup>
House	22.09	205.20
Garage	3.94	36.56
Portico	0.45	4.20
<b>Total Area</b>	<b>26.48</b>	<b>245.96</b>
House Width	11.27m	House Length 14.99m
<b>Min. Block Width</b>	<b>14m*</b>	<b>Min. Block Depth 21m*</b>

Floorplan shown based on Aspire facade. \*Subject to orientation and fall of land and developer and council guidelines.



*Adan facade styles*

Façades shown are based on Adan 26. Façade images pictured contain upgrade items above standard specification and will incur additional costs. These items include feature render and bricks, timber windows and garage doors, feature tiling, COLORBOND® roof, exterior lighting, brick infills above garage, front entry doors, decking and driveways.

For further details on facades please talk to a New Home Advisor.



Adan 26 Doric



Adan 26 Yale



Adan 26 Aspire



Adan 26 Deakin



Adan 26 Clarion



Adan 26 Alpine

# Alto

## *Take in the views*

This unique design delivers innovative two-storey living at its finest. The substantial leisure room and two additional bedrooms, are nestled on the ground floor. The superb open plan living area, as well as the spacious master suite enjoy views from the first floor.





# Alto 30

3 | 2 | 2 | 2

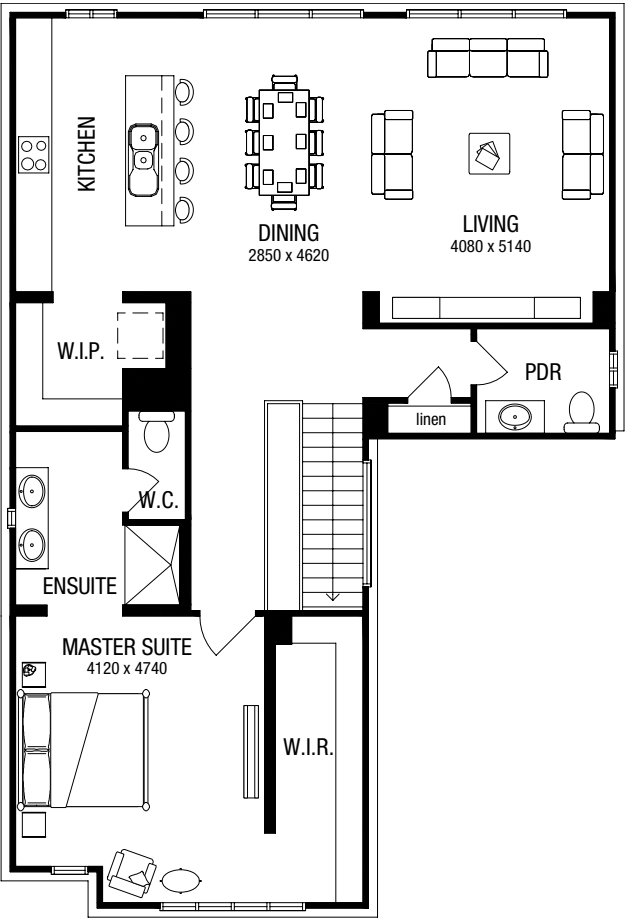
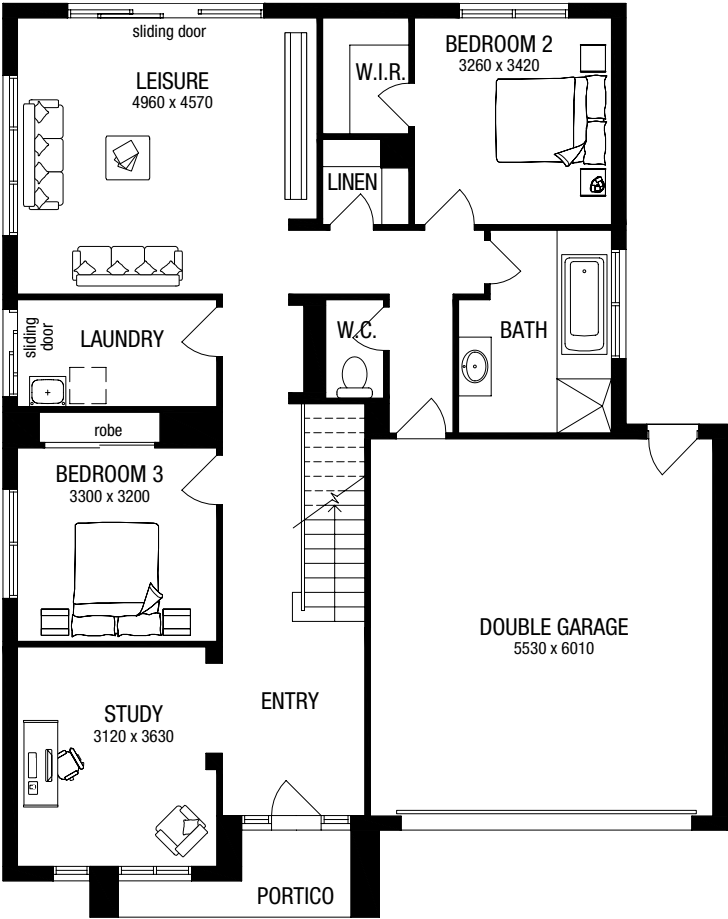
POPULAR DESIGN OPTIONS

- Add a Balcony over Outdoor Room to First Floor
- Add a Rumpus over Outdoor Room to First Floor
- Create a 4th Bedroom in place of Study

Talk to a New Home Advisor for available options.

Area	Squares		m²
House	25.68		238.56
Garage	4.16		38.64
Portico	0.52		4.79
Total Area	30.35		281.99
House Width	11.99m	House Length	15.11m
Min. Block Width	14m	Min. Block Depth	25m

Floorplan shown based on Aspire facade. \*Subject to orientation and fall of land and developer and council guidelines.



*Alto 30 facade styles*

Façades shown are based on Alto 30. Façade images pictured contain upgrade items above standard specification and will incur additional costs. These items include feature render and bricks, timber windows and garage doors, feature tiling, COLORBOND® roof, exterior lighting, brick infills above garage, front entry doors, decking and driveways.

For further details on facades please talk to a New Home Advisor.



Alto 30 Yale



Alto 30 Isla



Alto 30 Como



Alto 30 Clarion



Alto 30 Chateau



Alto 30 Aspire



Alto 30 Jenson



Alto 30 Alpine





*Alto 30 facade styles*

Façades shown are based on Alto 30. Façade images pictured contain upgrade items above standard specification and will incur additional costs. These items include feature render and bricks, timber windows and garage doors, feature tiling, COLORBOND® roof, exterior lighting, brick infills above garage, front entry doors, decking and driveways.

For further details on facades please talk to a New Home Advisor.



Alto 30 Contemporary



Alto 30 Peninsula



Alto 30 Doric



Alto 30 Kingston



# Alto 33

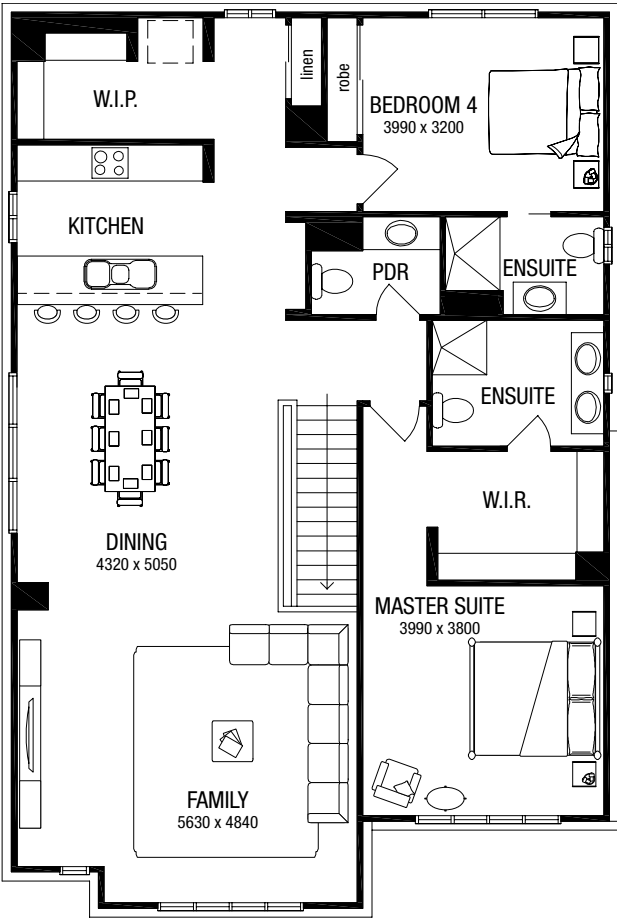
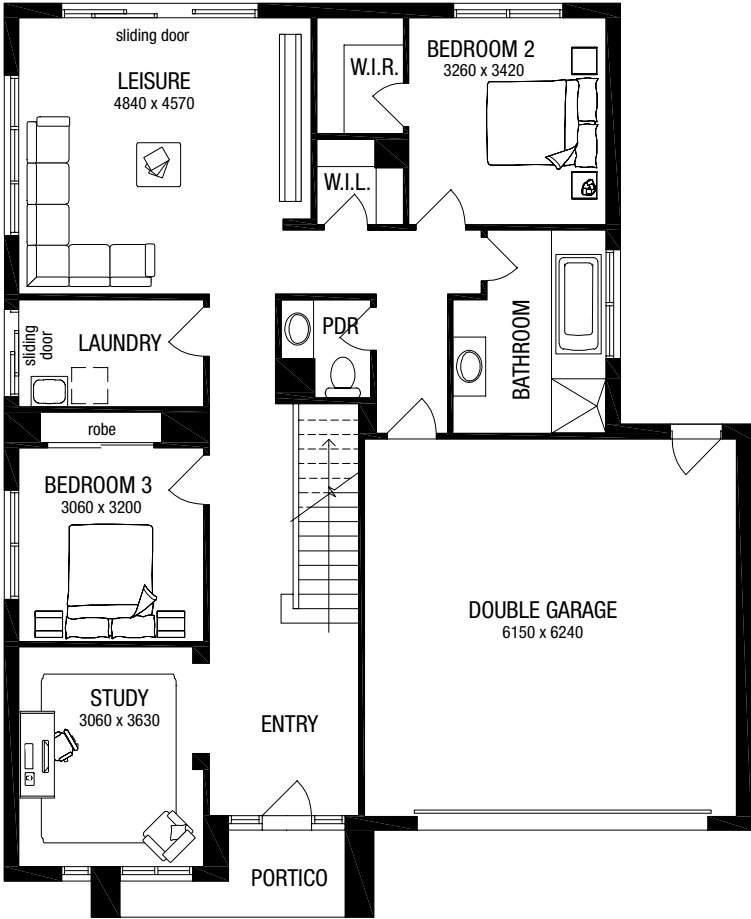
4 | 3 | 2 | 2

DESIGN OPTIONS

Talk to a New Home Advisor for available options.

Area	Squares	m²
House	28.13	261.29
Garage	4.50	41.86
Portico	0.52	4.82
<b>Total Area</b>	<b>33.15</b>	<b>307.97</b>
House Width	12.35m	House Length 15.11m
<b>Min. Block Width</b>	<b>15.24m*</b>	<b>Min. Block Depth 25m*</b>

Floorplan shown based on Aspire facade. \*Subject to façade style, orientation and fall of land and developer and council guidelines.





# Alto 33MR

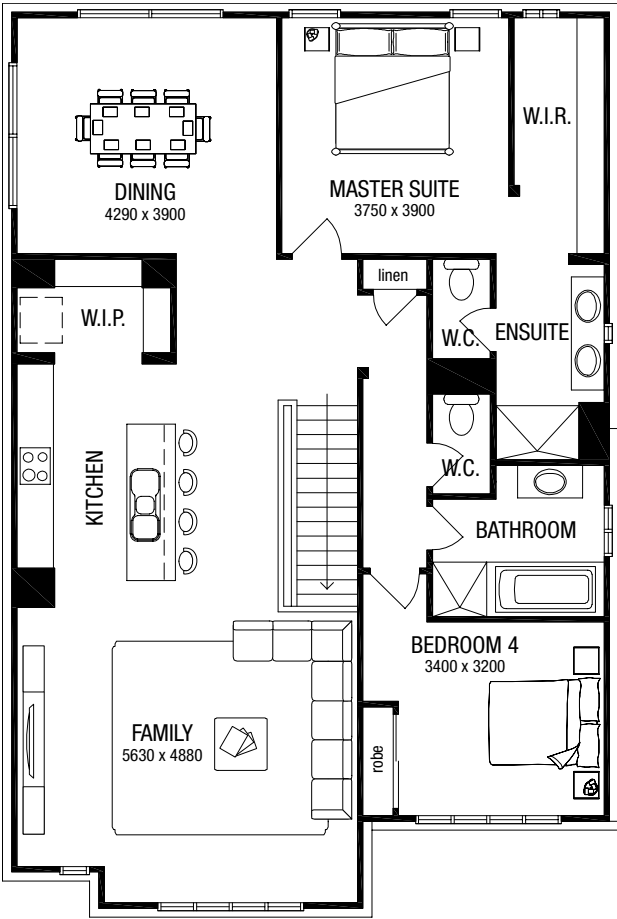
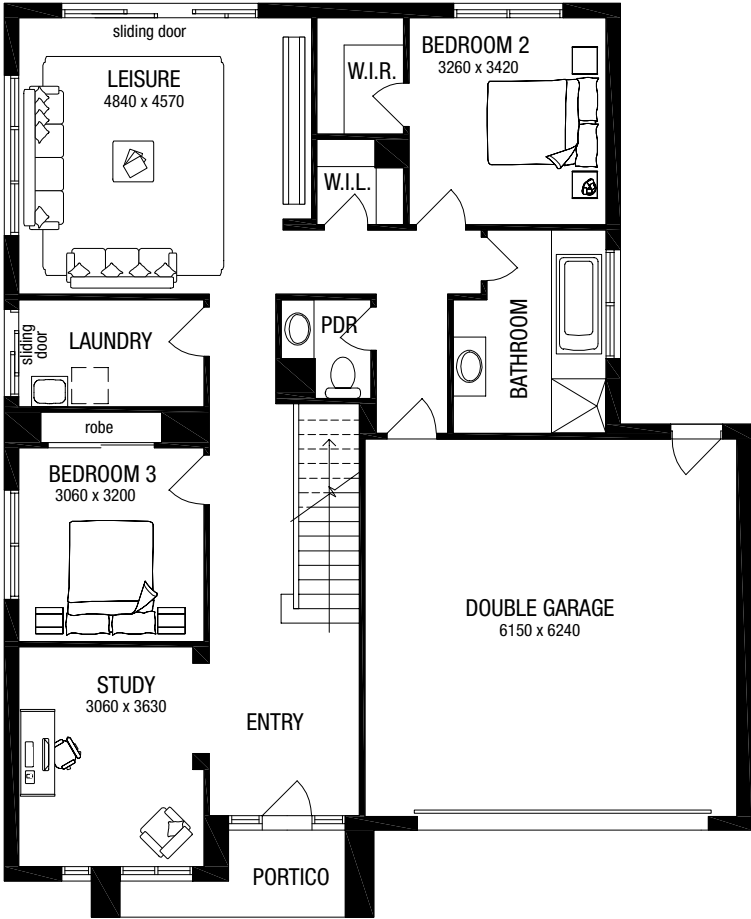
4 | 3 | 2 | 2

DESIGN OPTIONS

Talk to a New Home Advisor for available options.

Area		Squares	m <sup>2</sup>
House		28.13	261.29
Garage		4.50	41.86
Portico		0.52	4.82
Total Area		33.15	307.97
House Width	12.35m	House Length	15.11m
Min. Block Width	15.24m*	Min. Block Depth	25m*

Floorplan shown based on Aspire facade. \*Subject to façade style, orientation and fall of land and developer and council guidelines.



*Alto 33 facade styles*

Façades shown are based on Alto 33. Façade images pictured contain upgrade items above standard specification and will incur additional costs. These items include feature render and bricks, timber windows and garage doors, feature tiling, COLORBOND® roof, exterior lighting, brick infills above garage, front entry doors, decking and driveways.

For further details on facades please talk to a New Home Advisor.



Alto 33 Ascent



Alto 33 Deakin



Alto 33 Chateau



Alto 33 Aspire



Alto 33 Yale



Alto 33 Isla



Alto 33 Peninsula



Alto 33 Doric





# Duxton

## *Ground floor master suite*

The design inspiration was to create a big family home incorporating five substantial bedrooms plus a large study, with the stylish master suite privately situated on the ground floor. An impressive leisure room and sitting room are located at the front of the home, with informal living areas across the rear of the home. It is clear to see why this is a popular award winning home.



# Duxton 42

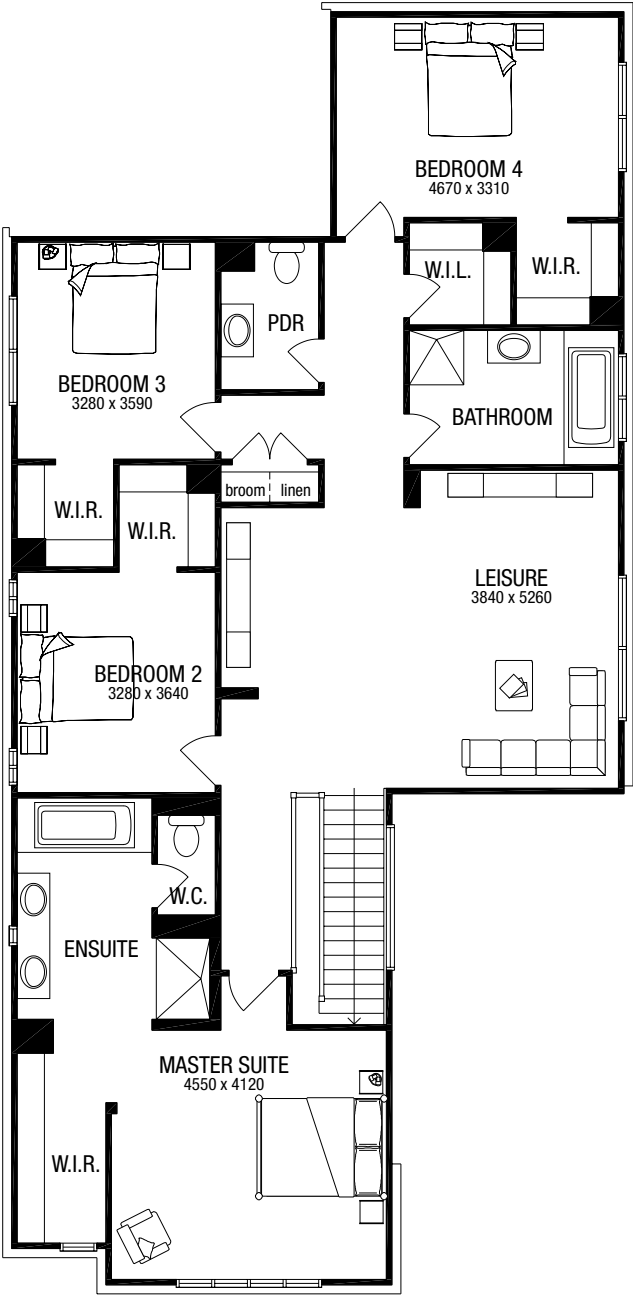
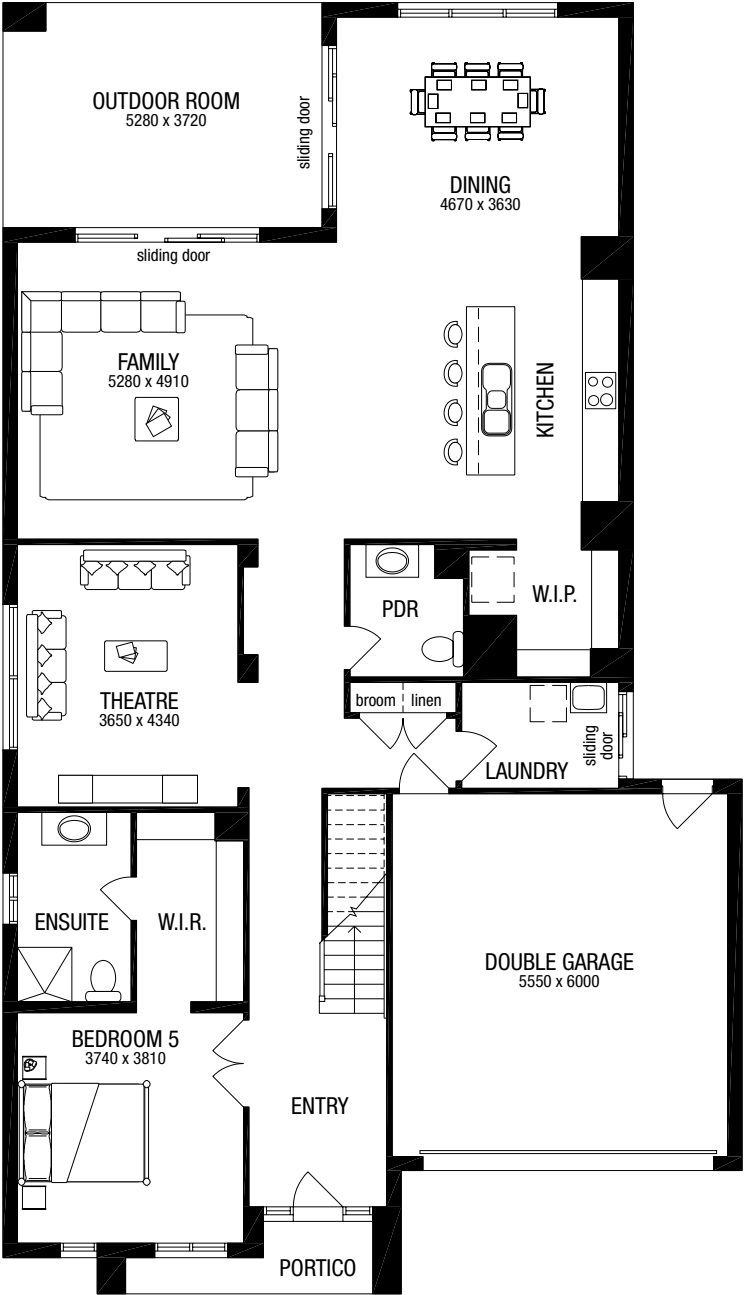
5 | 3 | 3 | 2

DESIGN OPTIONS

Talk to a New Home Advisor for available options.

Area	Squares	m <sup>2</sup>
House	35.86	333.10
Garage	3.93	36.50
Outdoor Room	2.11	19.64
Portico	0.47	4.39
<b>Total Area</b>	<b>42.37</b>	<b>393.63</b>
House Width	12.23m	House Length 21.35m
<b>Min. Block Width</b>	<b>14m*</b>	<b>Min. Block Depth 30m*</b>

Floorplan shown based on Aspire facade. \*Subject to façade style, orientation and fall of land and developer and council guidelines.



# Duxton 39

5 | 2 | 3 | 2

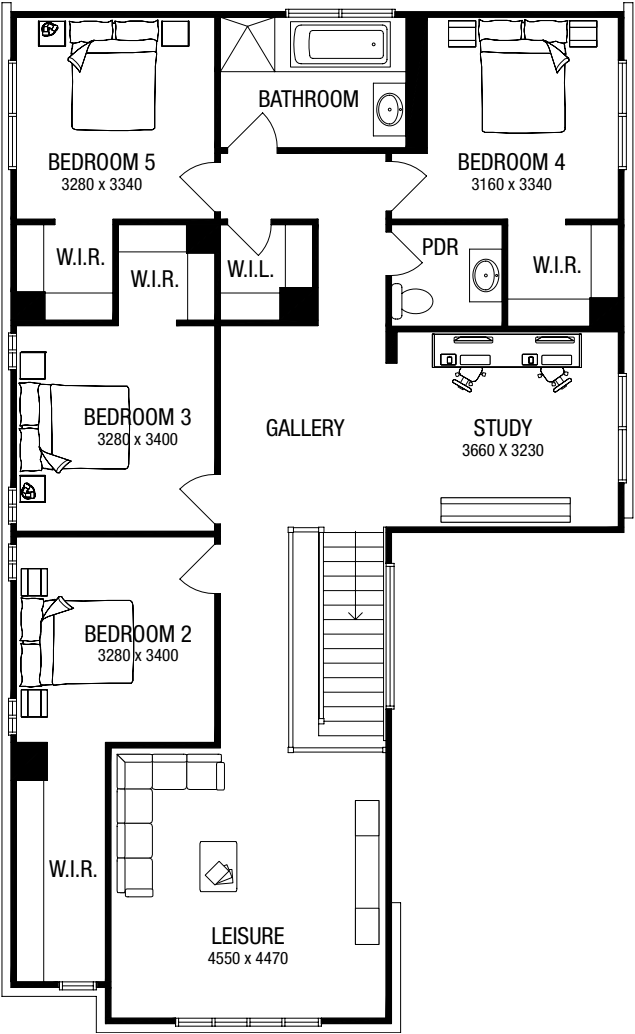
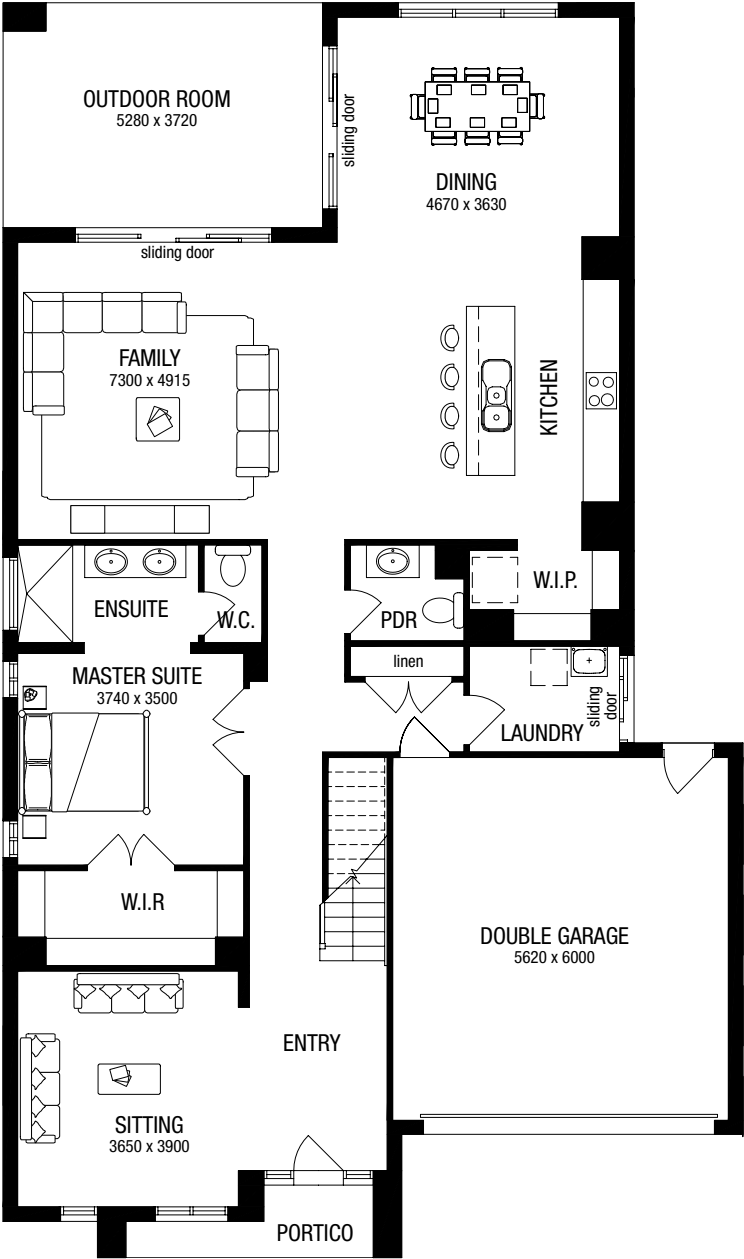
POPULAR DESIGN OPTIONS

- Add Ensuites to all Bedrooms
- Move the Master Suite to the First floor
- Walk Through Pantry

Talk to a New Home Advisor for available options.

Area	Squares	m²
House	32.46	301.51
Garage	3.93	36.50
Outdoor Room	2.11	19.64
Portico	0.44	4.10
<b>Total Area</b>	<b>38.94</b>	<b>361.75</b>
House Width	12.23m	House Length 20.75m
<b>Min. Block Width</b>	<b>14m*</b>	<b>Min. Block Depth 28m*</b>

Floorplan shown based on Aspire facade. \*Subject to façade style, orientation and fall of land and developer and council guidelines.





# Duxton 35

5 | 2 | 3 | 2

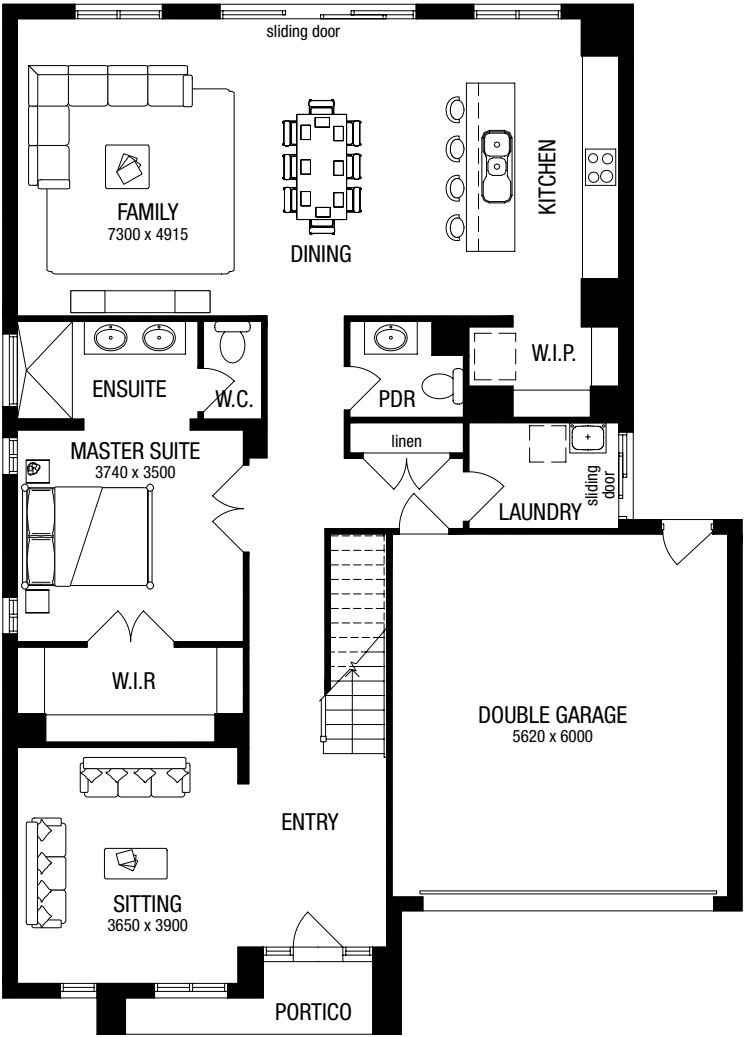
POPULAR DESIGN OPTIONS

- Add a Rumpus, Dining and Outdoor Room
- Add Ensuites to all Bedrooms
- Create a Guest Bedroom on First Floor

Talk to a New Home Advisor for available options.

Area	Squares		m²
House	30.53		283.58
Garage	3.93		36.50
Portico	0.47		4.39
Total Area		34.93	324.47
House Width	12.23m	House Length	17.03m
Min. Block Width	14m*	Min. Block Depth	25m*

Floorplan shown based on Aspire facade. \*Subject to façade style, orientation and fall of land and developer and council guidelines.



*Duxton facade styles*

Façades shown are based on Duxton 39. Façade images pictured contain upgrade items above standard specification and will incur additional costs. These items include feature render and bricks, timber windows and garage doors, feature tiling, COLORBOND® roof, exterior lighting, brick infills above garage, front entry doors, decking and driveways.

For further details on facades please talk to a New Home Advisor.







Duxton 39 Deakin



Duxton 39 Yale



Duxton 39 Aspire



Duxton 39 Peninsula



*Duxton facade styles*

Façades shown are based on Duxton 39. Façade images pictured contain upgrade items above standard specification and will incur additional costs. These items include feature render and bricks, timber windows and garage doors, feature tiling, COLORBOND® roof, exterior lighting, brick infills above garage, front entry doors, decking and driveways.

For further details on facades please talk to a New Home Advisor.



Duxton 39 Doric



Duxton 39 Jensen



# Galloway

Small block. Big home.

## Galloway 22

3 | 2 | 1 | 2

POPULAR DESIGN OPTIONS

- Add a 4th bedroom

Talk to a New Home Advisor for available options.

Area	Squares	m <sup>2</sup>
House	17.52	162.76
Garage	3.93	36.50
Portico	0.50	4.65
<b>Total Area</b>	<b>21.95</b>	<b>203.91</b>
House Width	8.51m	House Length 17.27m
<b>Min. Block Width</b>	<b>10.5m*</b>	<b>Min. Block Depth 25m*</b>

Floorplan shown based on Aspire facade. \*Subject to façade style, orientation and fall of land and developer and council guidelines.





*Galloway facade styles*

Façades shown are based on Galloway 22. Façade images pictured contain upgrade items above standard specification and will incur additional costs. These items include feature render and bricks, timber windows and garage doors, feature tiling, COLORBOND® roof, exterior lighting, brick infills above garage, front entry doors, decking and driveways.

For further details on facades please talk to a New Home Advisor.



# Glendale

## *A much loved favourite*

Designed with your family's needs and aspirations firmly in mind, the Glendale provides an amazing modern design with spacious living areas downstairs and fabulous comfort upstairs. There are plenty of open and private living areas, including the front sitting room, separate study and large rumpus room. The addition of an outdoor room means even more space for entertaining family and friends. You'll be the envy of your neighbours.







# Glendale 50

4 | 4 | 4 | 2

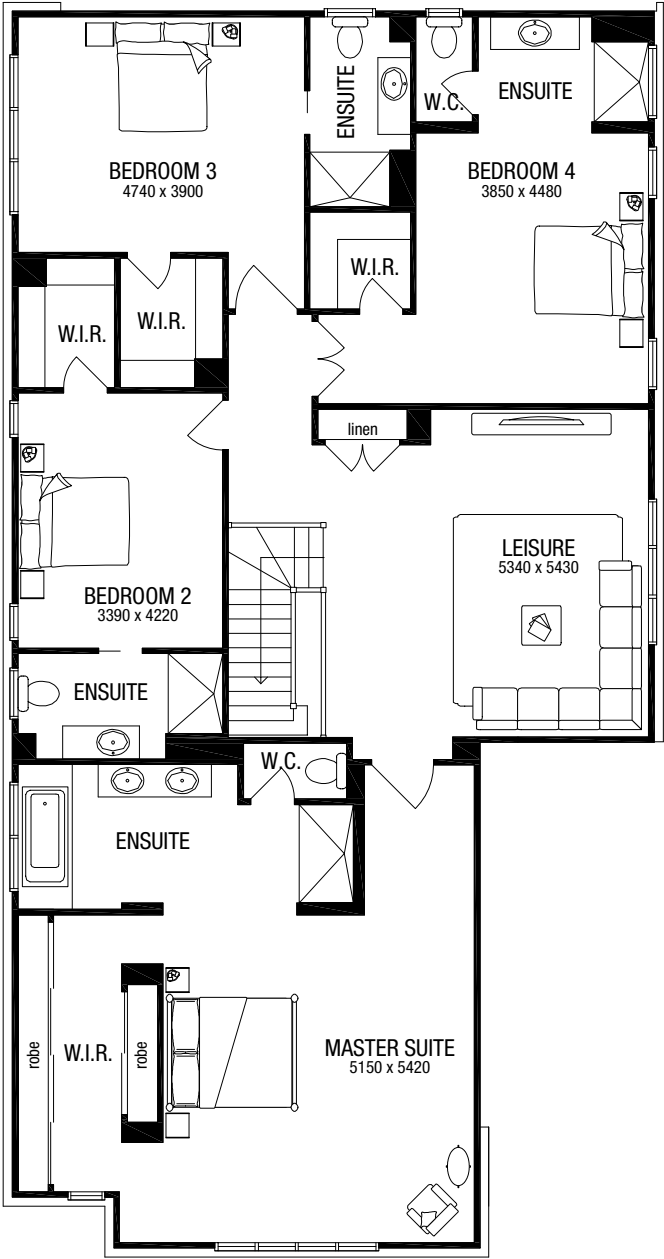
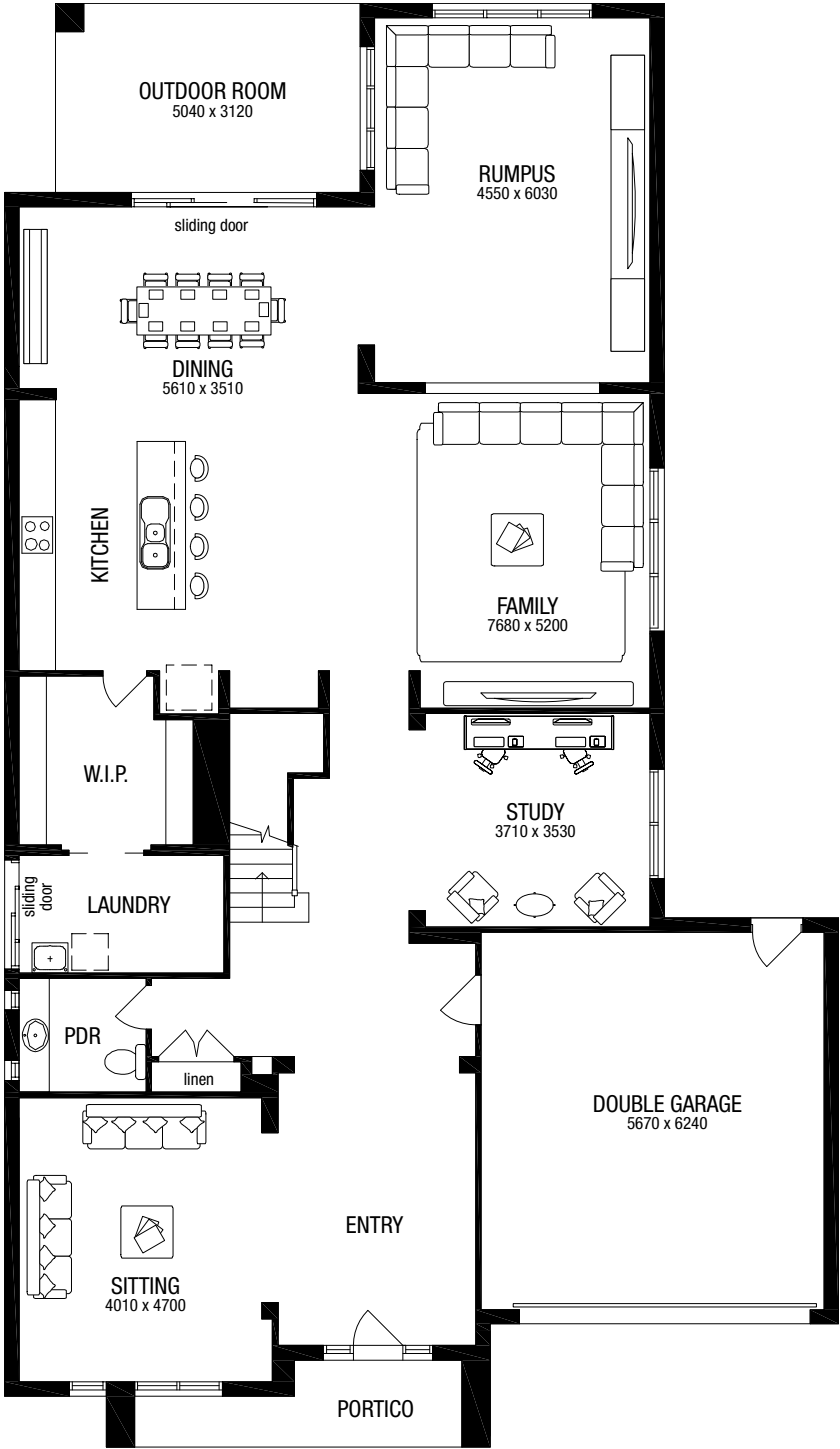
POPULAR DESIGN OPTIONS

- Add a family bathroom in place of Ensuites
- Add a 5th Bedroom to First Floor with no Ensuites
- Create a Guest Bedroom to Ground Floor

Talk to a New Home Advisor for available options.

Area	Squares	m²
House	43.69	405.91
Garage	4.19	38.93
Outdoor Room	1.69	15.72
Portico	0.78	7.28
<b>Total Area</b>	<b>50.36</b>	<b>467.84</b>
House Width	13.79m	House Length 23.87m
<b>Min. Block Width</b>	<b>16m*</b>	<b>Min. Block Depth 32m*</b>

Floorplan shown based on Aspire façade. \*Subject to façade style, orientation and fall of land and developer and council guidelines.



# Glendale 45A

4 | 2 | 4 | 2

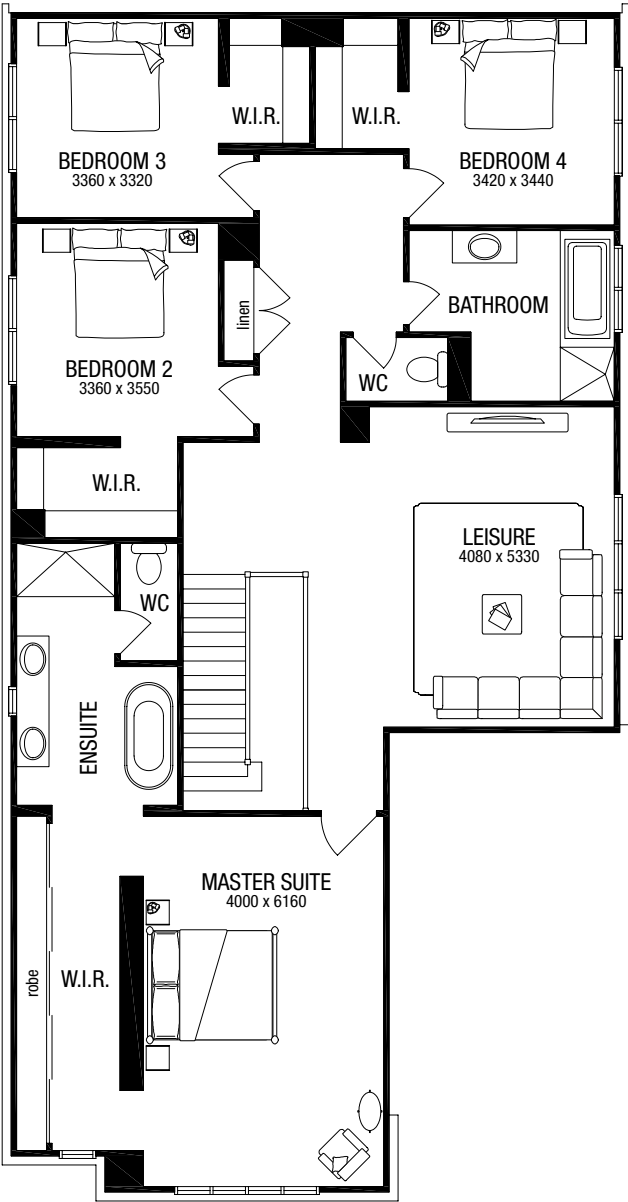
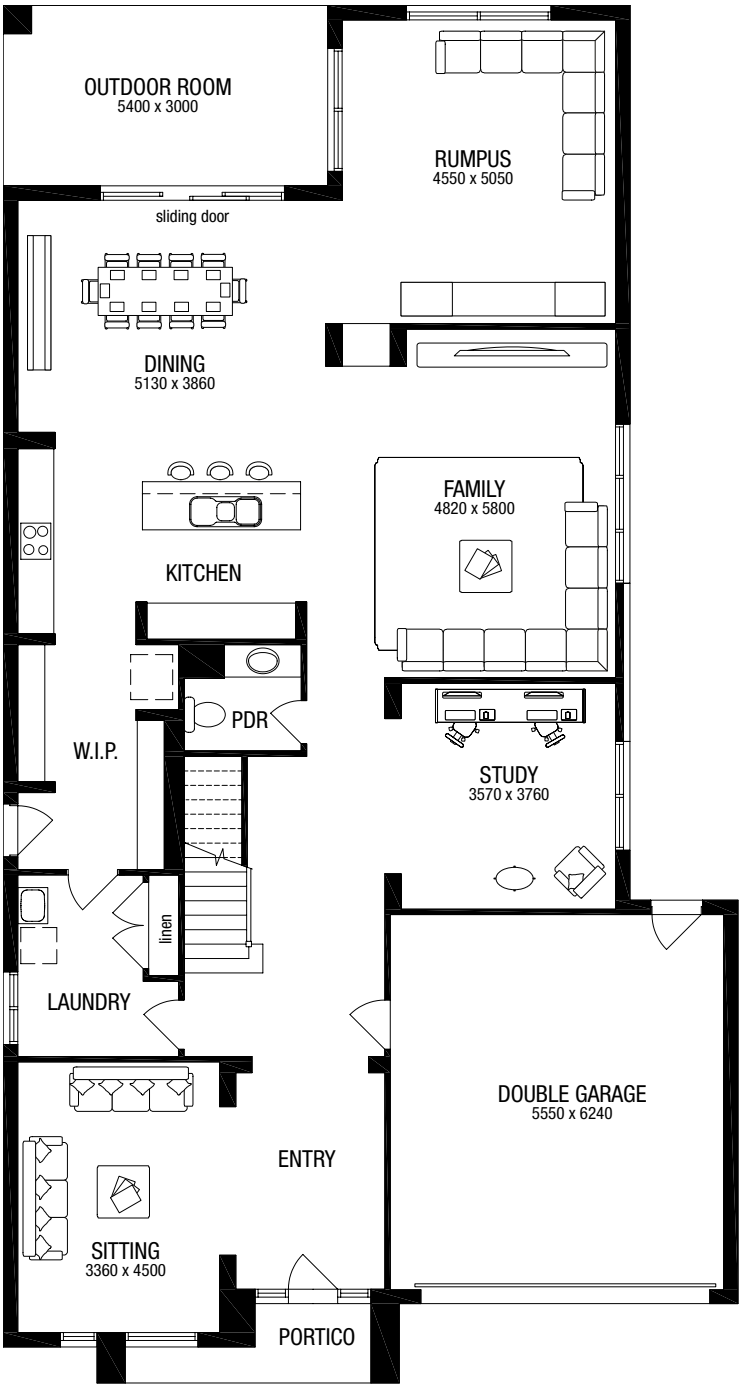
POPULAR DESIGN OPTIONS

- Create a Guest Bedroom to First Floor

Talk to a New Home Advisor for available options.

Area	Squares	m <sup>2</sup>
House	38.81	360.50
Garage	4.08	37.89
Outdoor Room	1.74	16.20
Portico	0.51	4.75
<b>Total Area</b>	<b>45.14</b>	<b>419.34</b>
House Width	12.23m	House Length 22.91m
<b>Min. Block Width</b>	<b>14m*</b>	<b>Min. Block Depth 30m*</b>

Floorplan shown based on Aspire facade. \*Subject to façade style, orientation and fall of land and developer and council guidelines.



# Glendale 45

5 | 2 | 4 | 2

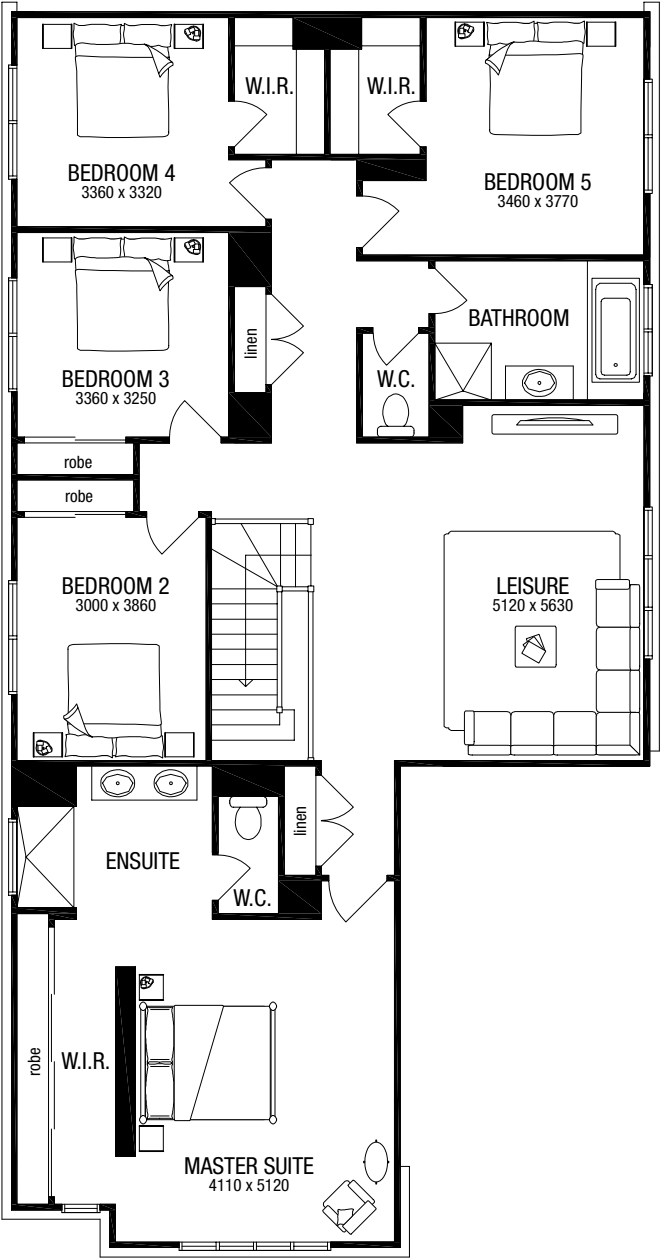
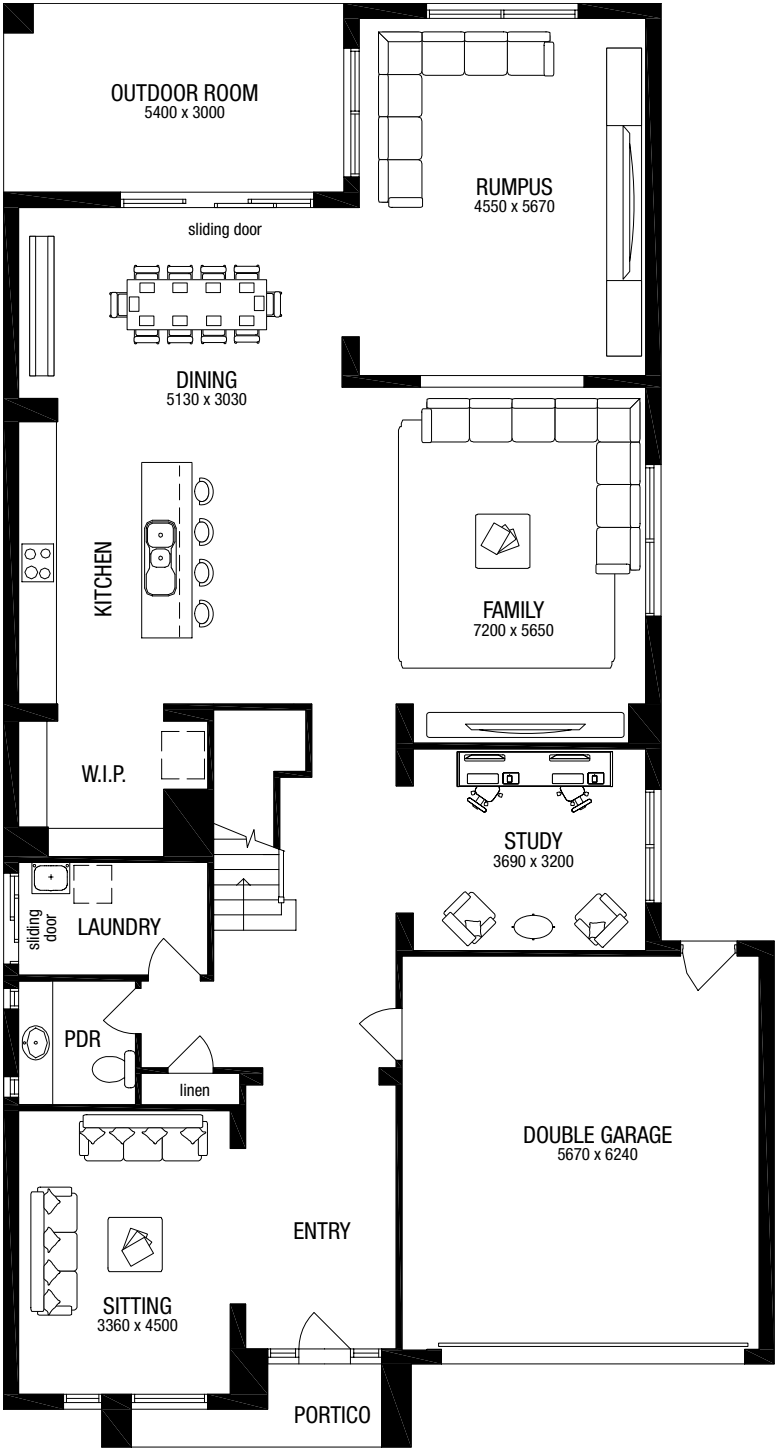
POPULAR DESIGN OPTIONS

- Create a Master Suite to Ground Floor
- Add a 6th Bedroom in place of Leisure
- Add Ensuites to all Bedrooms

Talk to a New Home Advisor for available options.

Area	Squares	m <sup>2</sup>
House	38.65	359.05
Garage	4.16	38.67
Outdoor Room	1.74	16.20
Portico	0.50	4.59
<b>Total Area</b>	<b>45.05</b>	<b>418.51</b>
House Width	12.23m	House Length 22.91m
<b>Min. Block Width</b>	<b>14m*</b>	<b>Min. Block Depth 30m*</b>

Floorplan shown based on Aspire facade. \*Subject to façade style, orientation and fall of land and developer and council guidelines.





# Glendale 42

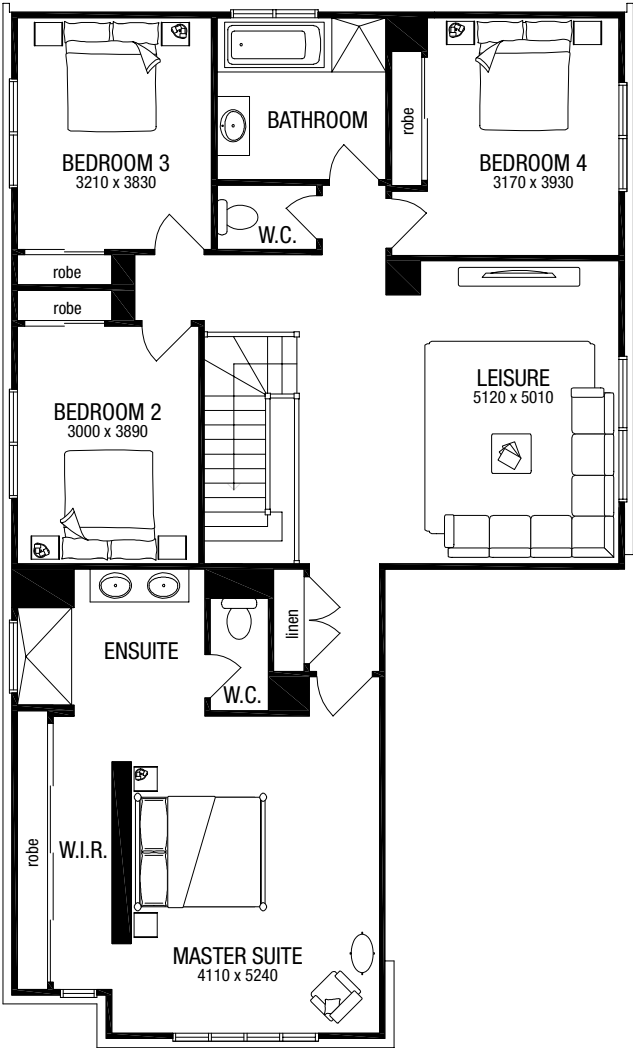
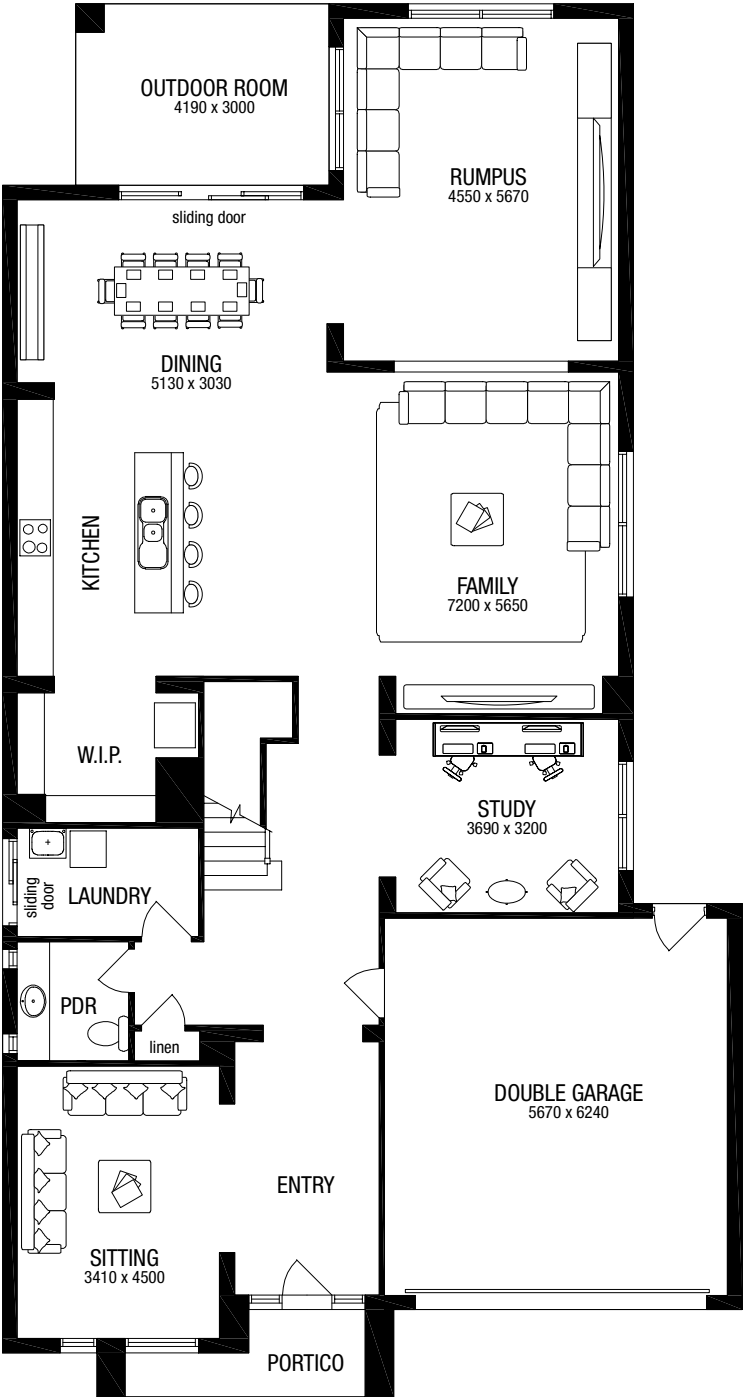
4 | 2 | 4 | 2

POPULAR DESIGN OPTIONS

- Add Ensuites to all Bedrooms
  - Add a 5th Bedroom in place of Leisure
  - Create a Guest Bedroom to Ground Floor
- Talk to a New Home Advisor for available options.

Area	Squares		m <sup>2</sup>
House	35.58		330.51
Garage	4.16		38.67
Outdoor Room	1.35		12.57
Portico	0.57		5.26
<b>Total Area</b>	<b>41.66</b>		<b>387.01</b>
House Width	12.23m	House Length	23.03m
<b>Min. Block Width</b>	<b>14m*</b>	<b>Min. Block Depth</b>	<b>32m*</b>

Floorplan shown based on Aspire facade. \*Subject to façade style, orientation and fall of land and developer and council guidelines.



# Glendale 39

4 | 2 | 3 | 2

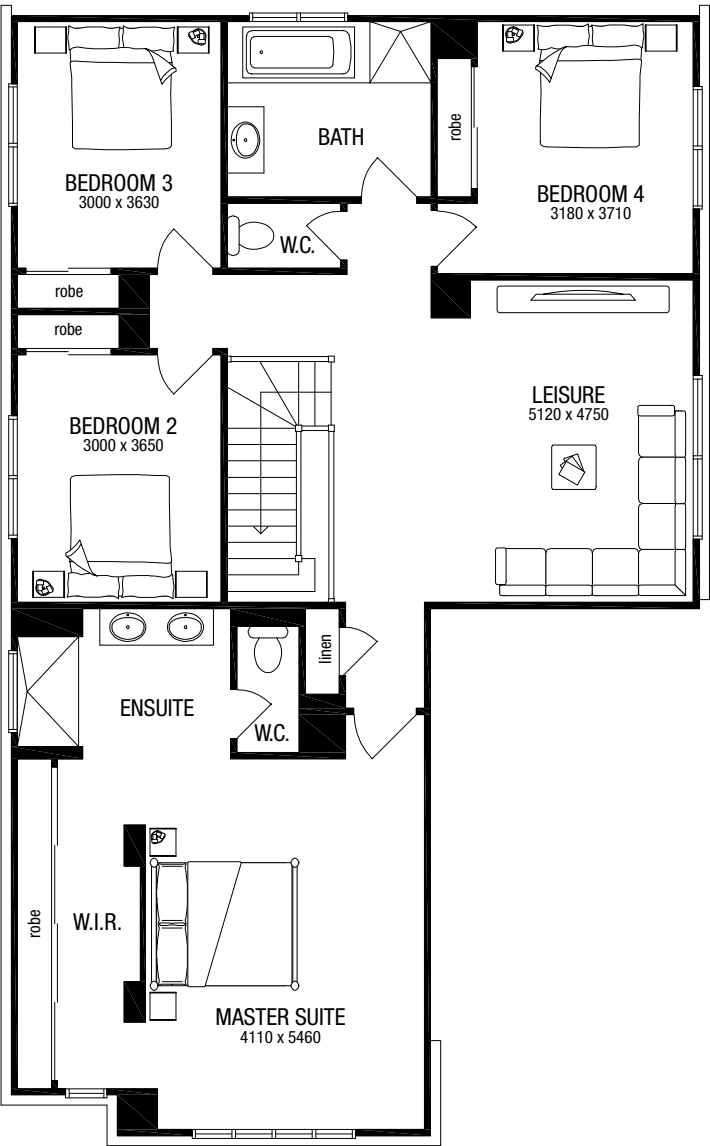
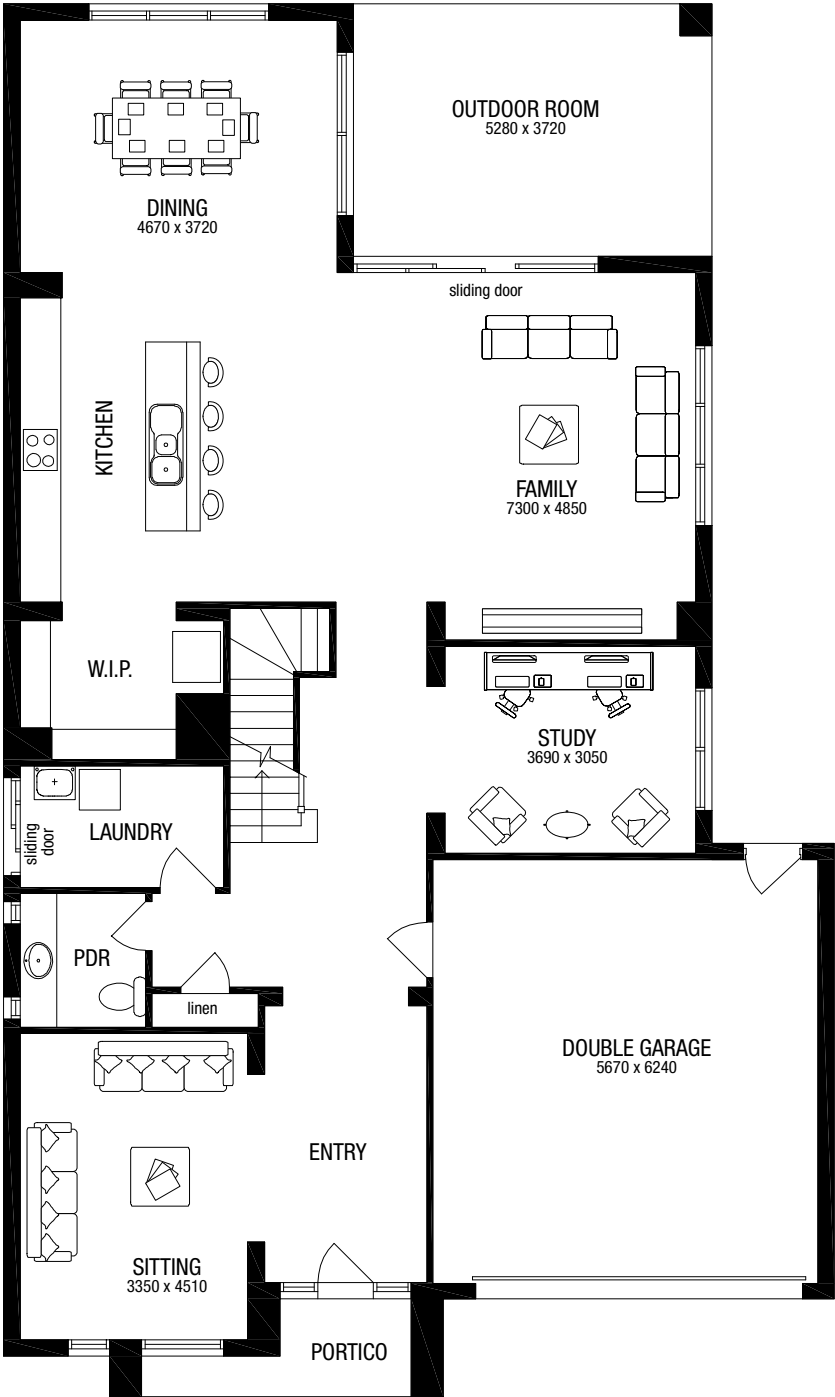
POPULAR DESIGN OPTIONS

- Add a Rumpus and Grand Outdoor Room
- Create a Guest Bedroom to Ground Floor
- Add a 5th Bedroom over Garage

Talk to a New Home Advisor for available options.

Area	Squares	m <sup>2</sup>
House	31.91	296.44
Garage	4.16	38.67
Outdoor Room	2.11	19.64
Portico	0.53	4.96
<b>Total Area</b>	<b>38.72</b>	<b>359.71</b>
House Width	12.23m	House Length 20.51m
<b>Min. Block Width</b>	<b>14m*</b>	<b>Min. Block Depth 28m*</b>

Floorplan shown based on Aspire facade. \*Subject to façade style, orientation and fall of land and developer and council guidelines.



# Glendale 34MK2

4 | 2 | 3 | 2

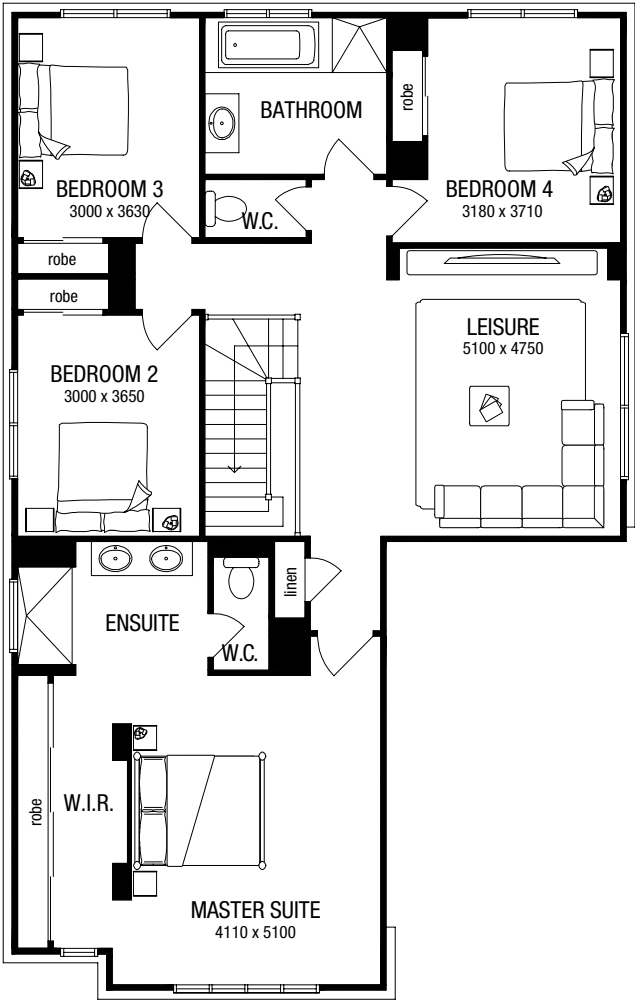
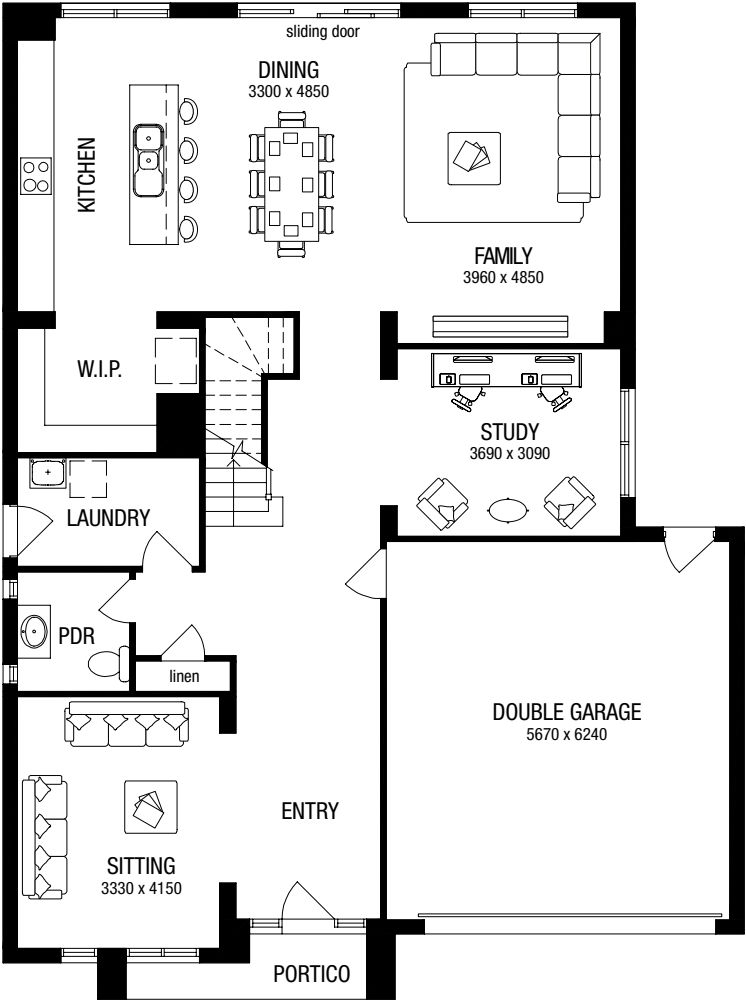
POPULAR DESIGN OPTIONS

- Add a Rumpus and Grand Outdoor Room
- Create a Guest Bedroom to Ground Floor
- Add a 5th Bedroom over Garage

Talk to a New Home Advisor for available options.

Area	Squares		m²
House	29.60		275.00
Garage	4.16		38.67
Portico	0.44		4.10
Total Area		34.21	317.77
House Width	12.23m	House Length	16.43m
Min. Block Width	14m*	Min. Block Depth	25m*

Floorplan shown based on Aspire facade. \*Subject to façade style, orientation and fall of land and developer and council guidelines.





*Glendale facade styles*

Façades shown are based on Glendale 39, 42 & 45. Façade images pictured contain upgrade items above standard specification and will incur additional costs. These items include feature render and bricks, timber windows and garage doors, feature tiling, COLORBOND® roof, exterior lighting, brick infills above garage, front entry doors, decking and driveways.

For further details on facades please talk to a New Home Advisor.



Glendale 45 Doric



Glendale 45 Yale



Glendale 45 Contemporary



Glendale 45 Deakin



Glendale 45 Como



Glendale 39 Peninsula



Glendale 45 Aspire



Glendale 45 Clarion



*Glendale facade styles*

Façades shown are based on Glendale 45. Façade images pictured contain upgrade items above standard specification and will incur additional costs. These items include feature render and bricks, timber windows and garage doors, feature tiling, COLORBOND® roof, exterior lighting, brick infills above garage, front entry doors, decking and driveways.

For further details on facades please talk to a New Home Advisor.



Glendale 45 Loft



Glendale 45 Isla



Glendale 45 Chateau



Glendale 45 Jensen





# Hansen

Narrow block, big thinking

## Hansen 23

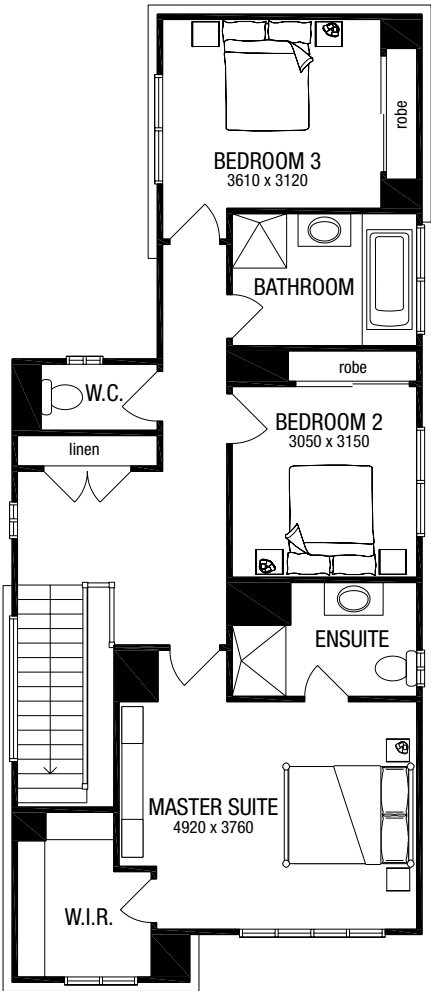
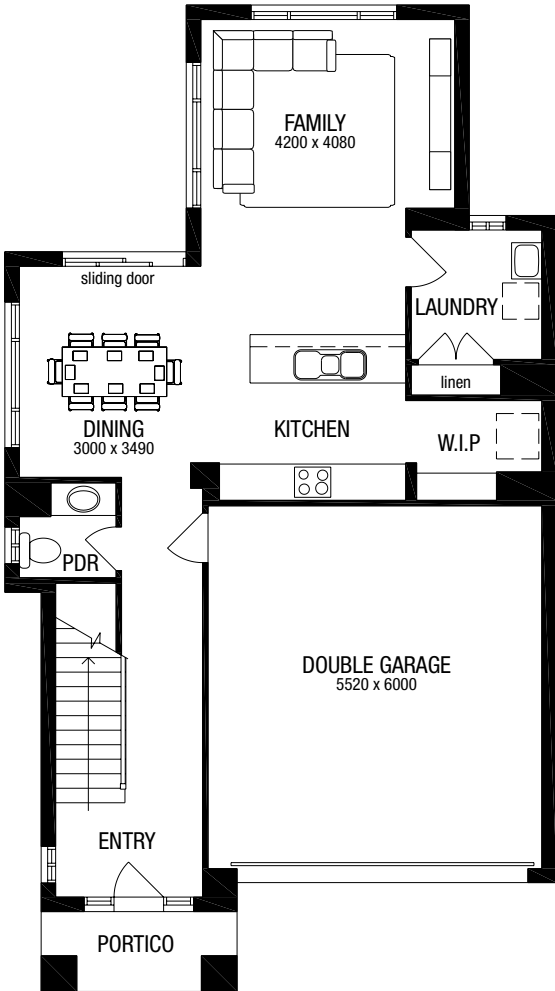
3 | 2 | 1 | 2

DESIGN OPTIONS

Talk to a New Home Advisor for available options.

Area	Squares	m <sup>2</sup>
House	18.60	172.83
Garage	3.86	35.82
Portico	0.46	4.26
<b>Total Area</b>	<b>22.92</b>	<b>212.91</b>
House Width	9.11m	House Length 16.31m
<b>Min. Block Width</b>	<b>10.5m*</b>	<b>Min. Block Depth 21m*</b>

Floorplan shown based on Aspire facade. \*Subject to façade style, orientation and fall of land and developer and council guidelines.





*Hansen facade styles*

Façades shown are based on Hansen 23. Façade images pictured contain upgrade items above standard specification and will incur additional costs. These items include feature render and bricks, timber windows and garage doors, feature tiling, COLORBOND® roof, exterior lighting, brick infills above garage, front entry doors, decking and driveways.

For further details on facades please talk to a New Home Advisor.



Hansen 23 Deakin



Hansen 23 Yale



Hansen 23 Doric



Hansen 23 Cube



Hansen 23 Aspire



Hansen 23 Clarion



# Marion

## *Flexible family living*

This all-new design truly is a home that delivers space, space, space. From the impressive portico entrance that opens to a luxurious sitting room/study, to the upstairs leisure area, spacious bedrooms and a Master suite with a huge walk-in robe and resort style ensuite, this is a true family home that celebrates life. Just choose the size that suits you and your block.



# Marion 42

4 | 2 | 3 | 2

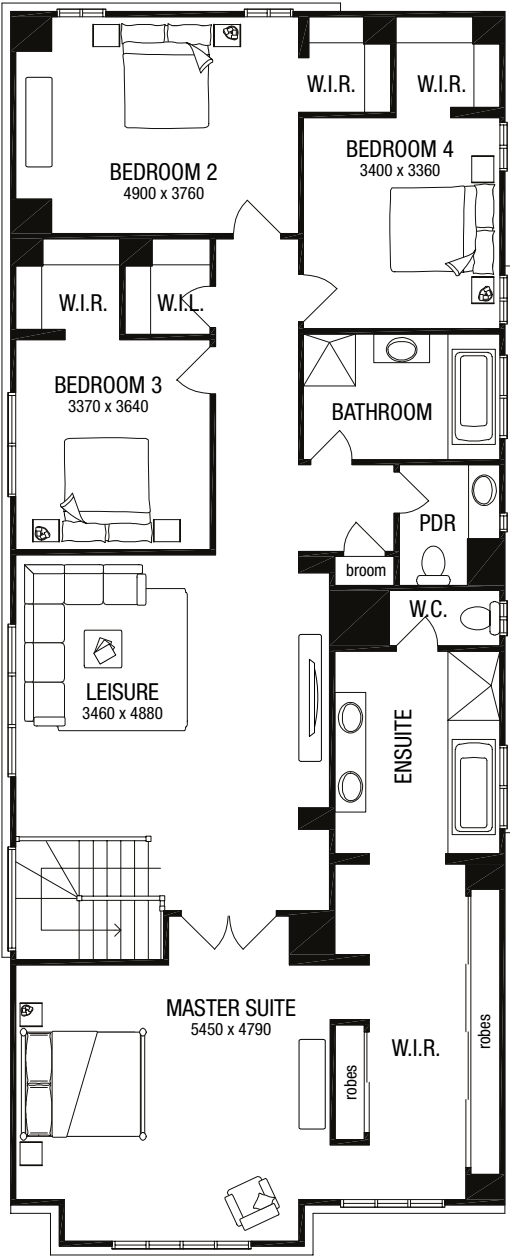
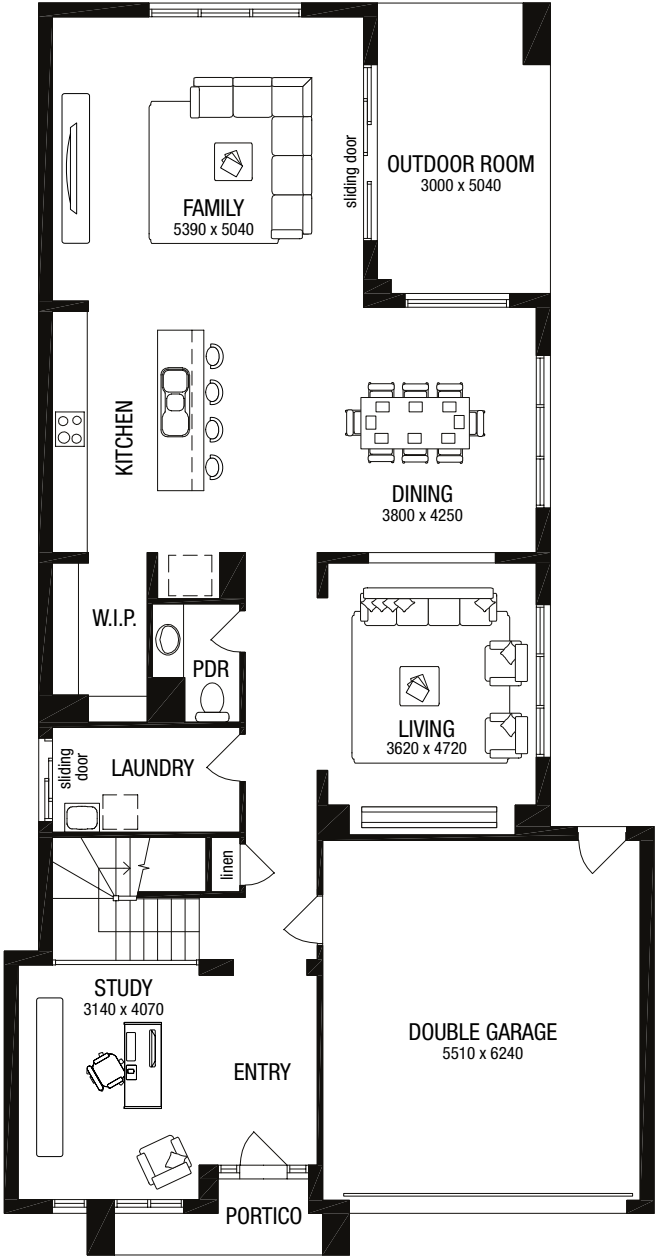
POPULAR DESIGN OPTIONS

- Add a Shower to Powder Room
- Add a 5th Bedroom
- Add Ensuite to all Bedrooms

Talk to a New Home Advisor for available options.

Area		Squares	m <sup>2</sup>
House		35.93	333.83
Garage		4.07	37.78
Outdoor Room		1.62	15.06
Portico		0.45	4.22
Total Area		42.08	390.89
House Width	11.27m	House Length	21.71m
Min. Block Width	12.5m*	Min. Block Depth	30m*

Floorplan shown based on Aspire facade. \*Subject to façade style, orientation and fall of land and developer and council guidelines.



# Marion 39

4 | 2 | 3 | 2

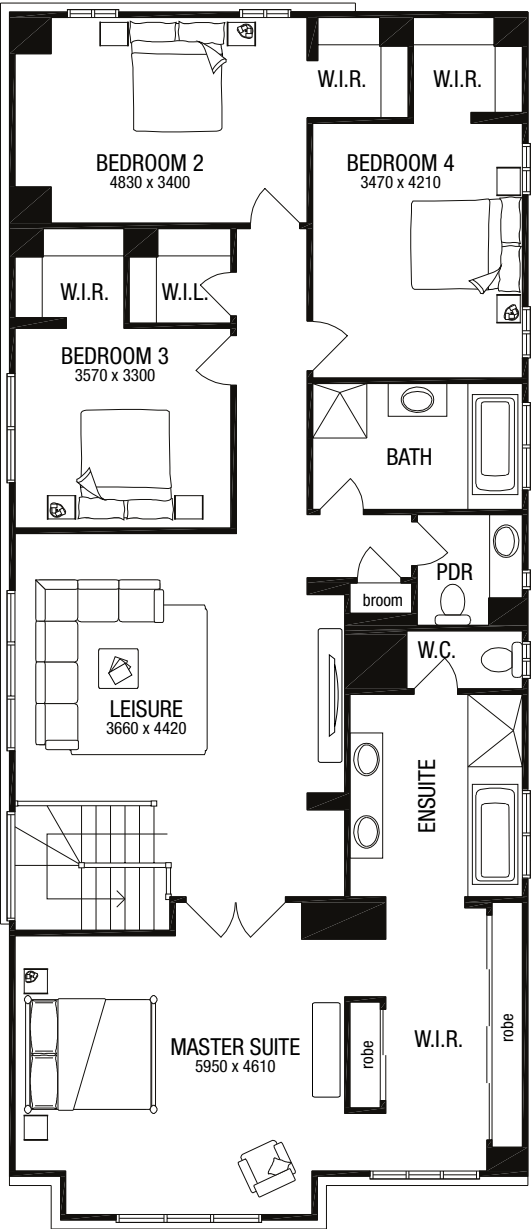
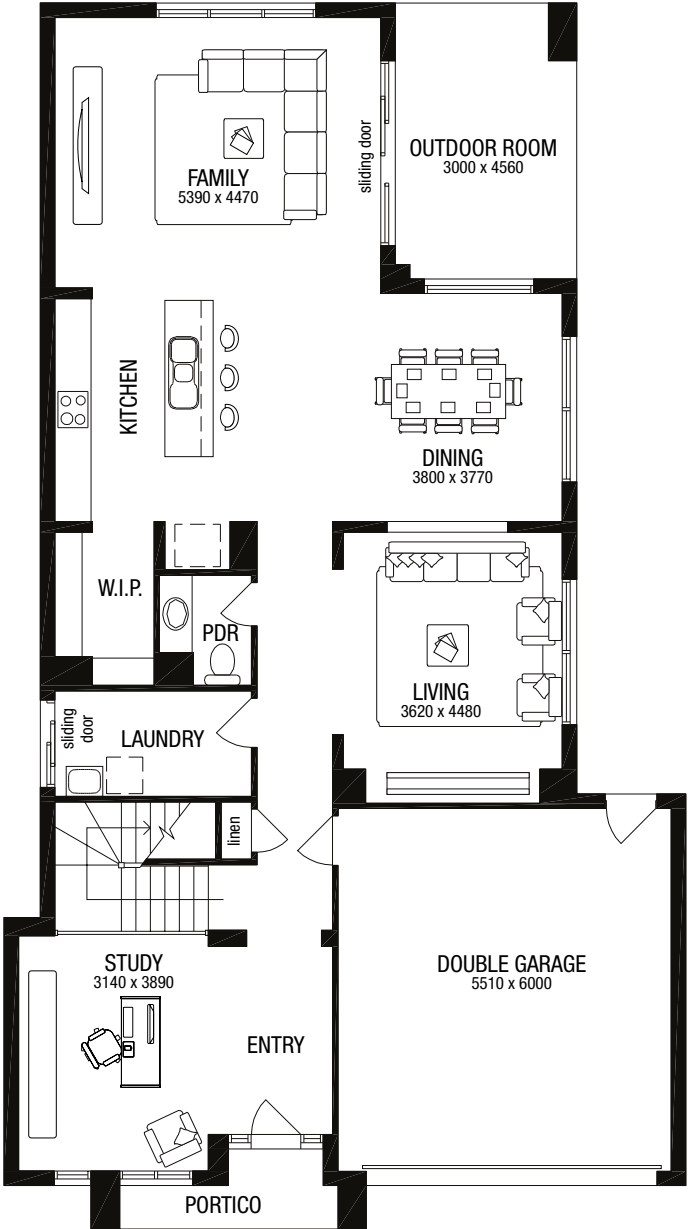
POPULAR DESIGN OPTIONS

- Add a Rumpus Room
- Reverse the First Floor and Front of home
- Add 5th Bedroom

Talk to a New Home Advisor for available options.

Area		Squares	m <sup>2</sup>
House		33.38	310.12
Garage		3.92	36.40
Outdoor Room		1.47	13.62
Portico		0.45	4.22
Total Area		39.22	364.36
House Width	11.27m	House Length	20.27m
Min. Block Width	12.5m*	Min. Block Depth	28m*

Floorplan shown based on Aspire facade. \*Subject to façade style, orientation and fall of land and developer and council guidelines.





# Marion 34

4 | 2 | 3 | 2

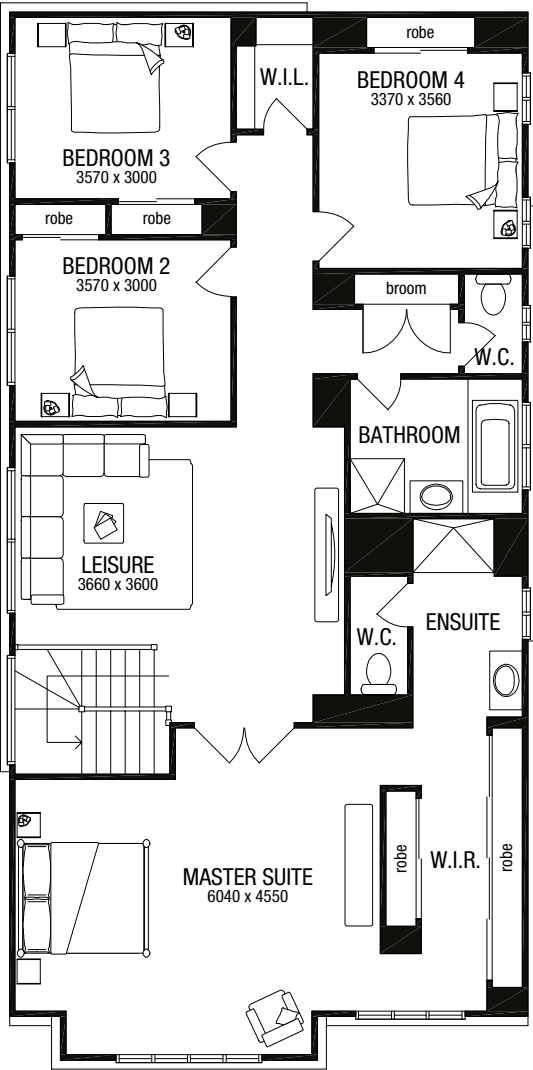
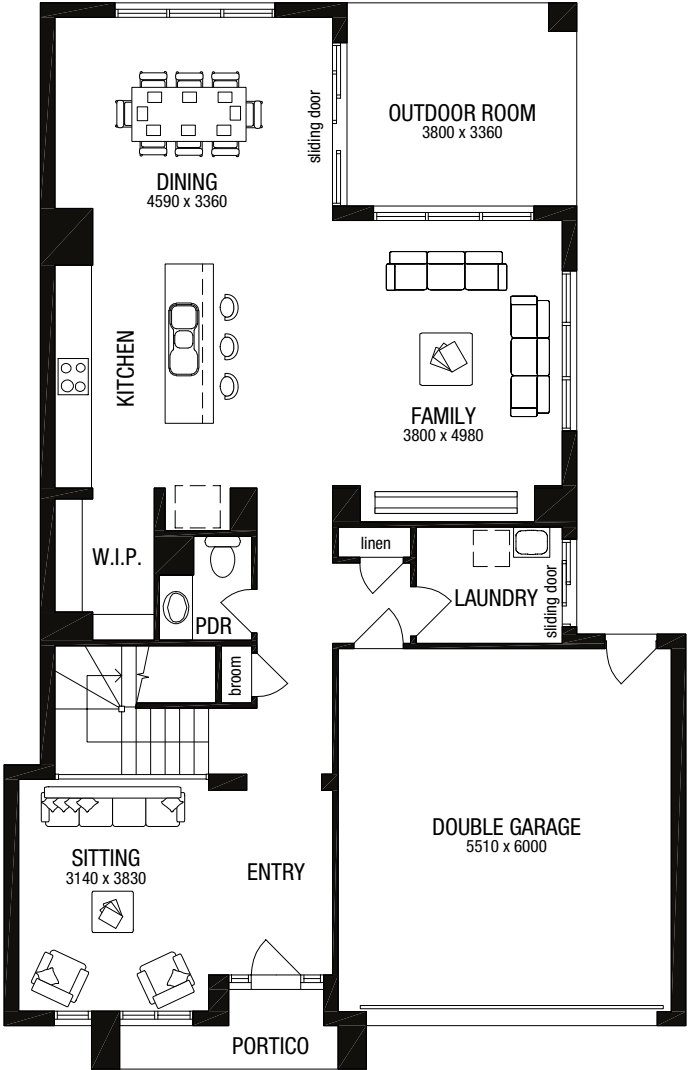
POPULAR DESIGN OPTIONS

- Move Master Suite to Rear & Leisure to Front
- Add a Rumpus Room
- Reverse the First Floor and Front of home

Talk to a New Home Advisor for available options.

Area		Squares	m²
House		28.50	264.75
Garage		3.92	36.40
Outdoor Room		1.38	12.77
Portico		0.45	4.22
Total Area		34.25	318.14
House Width		11.27m	House Length 17.63m
Min. Block Width	12.5m*	Min. Block Depth	25m*

Floorplan shown based on Aspire facade. \*Subject to façade style, orientation and fall of land and developer and council guidelines.



Marion facade styles

Façades shown are based on Marion 42. Façade images pictured contain upgrade items above standard specification and will incur additional costs. These items include feature render and bricks, timber windows and garage doors, feature tiling, COLORBOND® roof, exterior lighting, brick infills above garage, front entry doors, decking and driveways.

For further details on facades please talk to a New Home Advisor.



Marion 42 Deakin



Marion 42 Clarion



Marion 42 Doric



Marion 42 Aspire



Marion 42 Loft



Marion 42 Yale



Marion 42 Jensen



Marion 42 Peninsula





# Merricks

## *Thoughtful design elements*

This lovely family home is packed with thoughtful design elements. Four substantial bedrooms and ample entertaining areas are complemented by the luxury of a private study at the front of the home, a large sitting room and huge upstairs leisure room. With a walk-in pantry and walk-in linen closet, this is truly a home with everything.



# Merricks 43

4 | 2 | 3 | 2

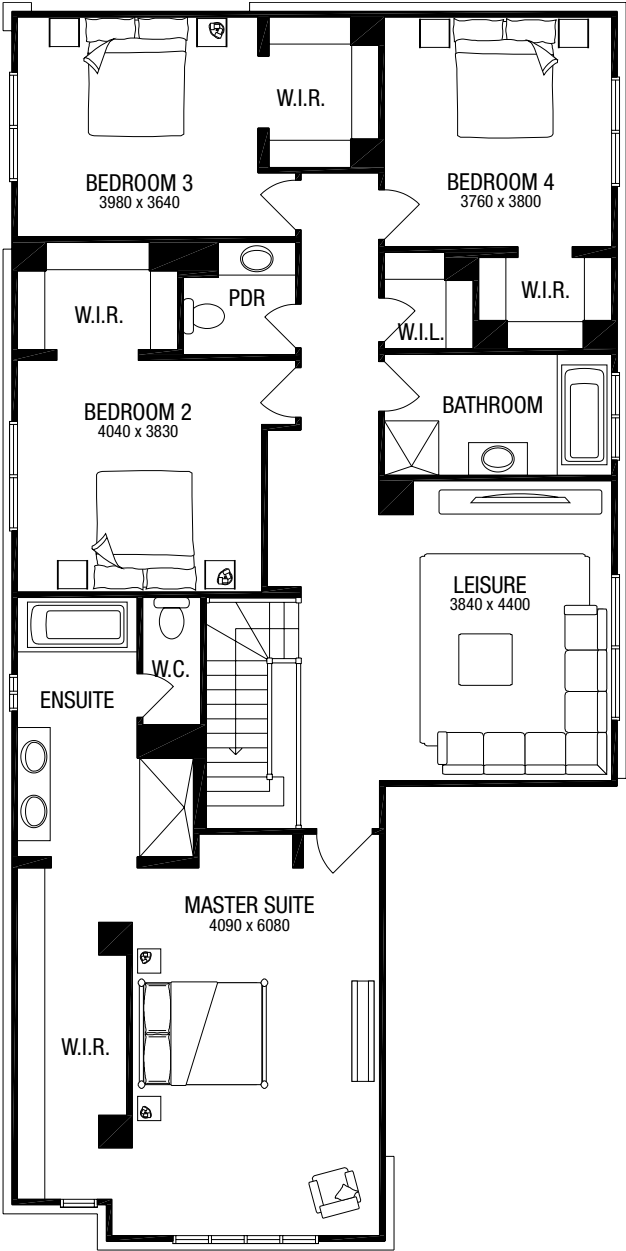
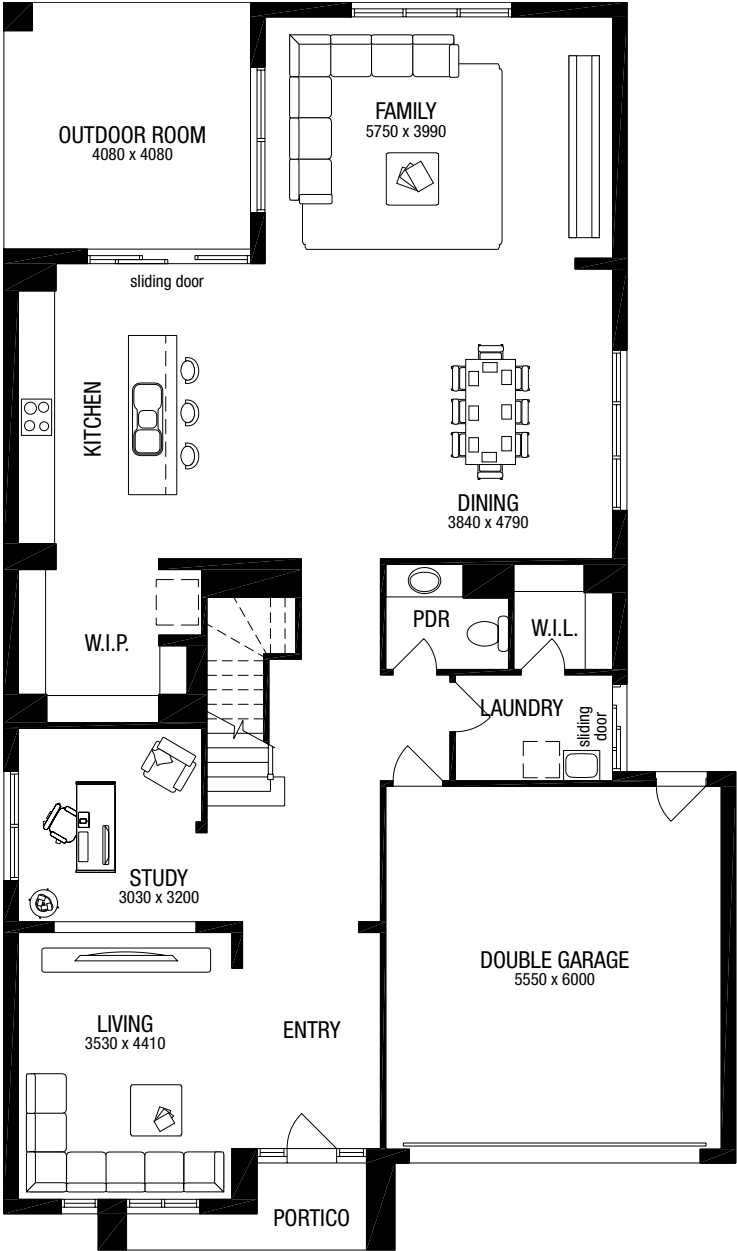
POPULAR DESIGN OPTIONS

- Add a Grand Master Suite over garage
- Add Guest Bedroom to ground floor
- Reverse direction of stairs

Talk to a New Home Advisor for available options.

Area	Squares	m <sup>2</sup>
House	36.61	340.15
Garage	3.93	36.50
Outdoor Room	1.79	16.65
Portico	0.52	4.86
Total Area	42.86	398.16
House Width	12.11m	House Length 20.63m
Min. Block Width	14m*	Min. Block Depth 28m*

Floorplan shown based on Aspire facade. \*Subject to façade style, orientation and fall of land and developer and council guidelines.



# Merricks 42

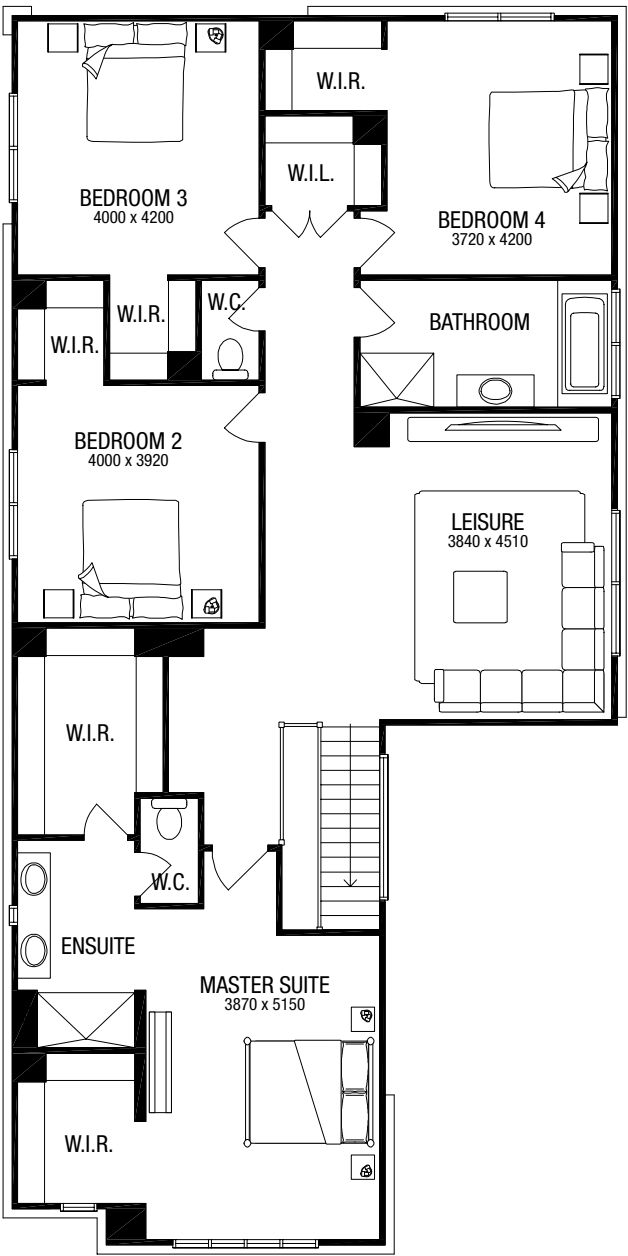
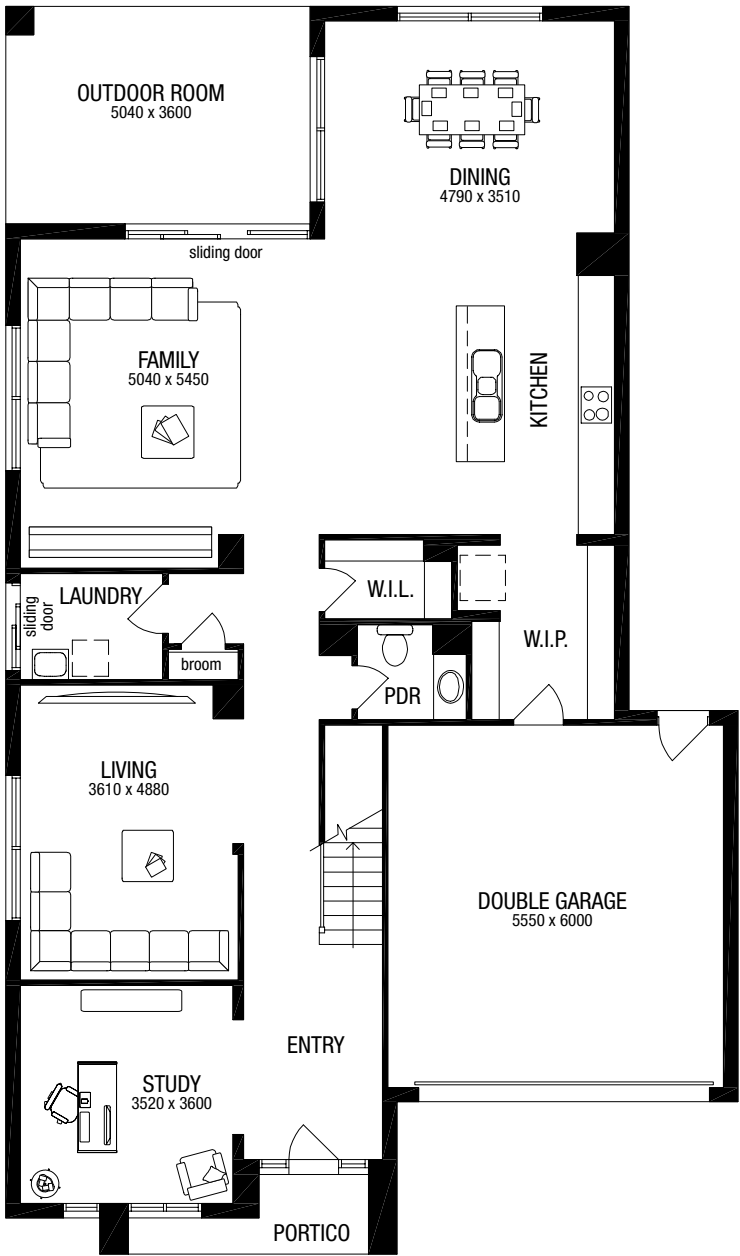
4 | 2 | 3 | 2

POPULAR DESIGN OPTIONS

- Add Ensuites to all Bedrooms
  - Move the Master Suite to Rear with Balcony
  - Create a Guest Bedroom to Ground Floor
- Talk to a New Home Advisor for available options.

Area	Squares		m²
House	35.58		330.56
Garage	3.93		36.50
Outdoor Room	1.95		18.14
Portico	0.49		4.59
Total Area		41.96	389.79
House Width	12.11m	House Length	20.63m
Min. Block Width	14m*	Min. Block Depth	28m*

Floorplan shown based on Aspire facade. \*Subject to façade style, orientation and fall of land and developer and council guidelines.





# Merricks 38MK2

🏠 4 | 🏡 2 | 🚗 3 | 🏠 2

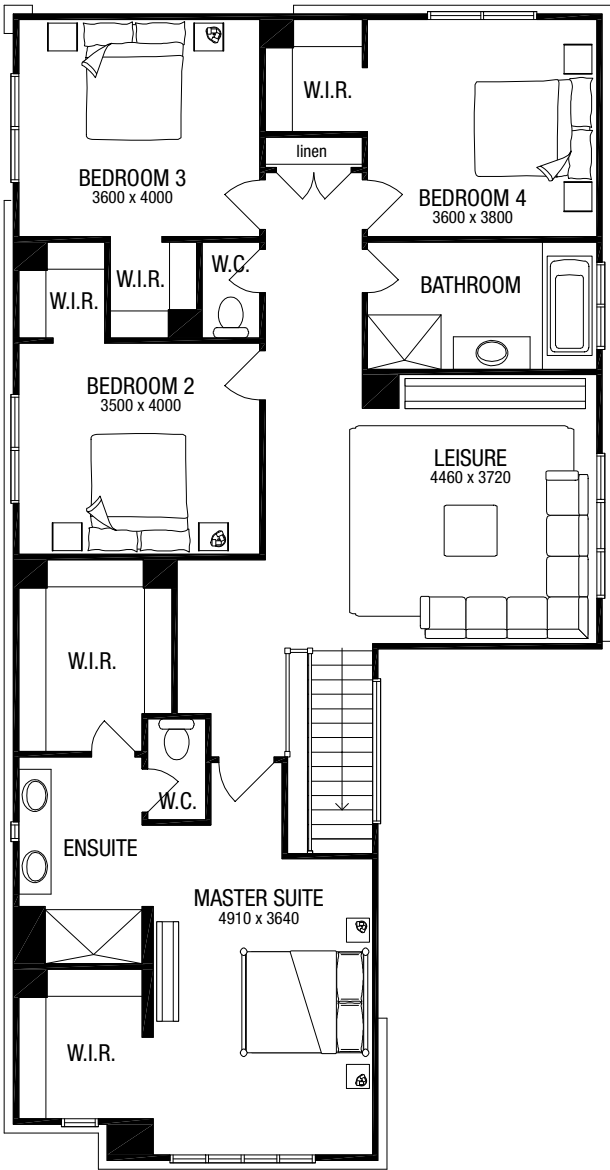
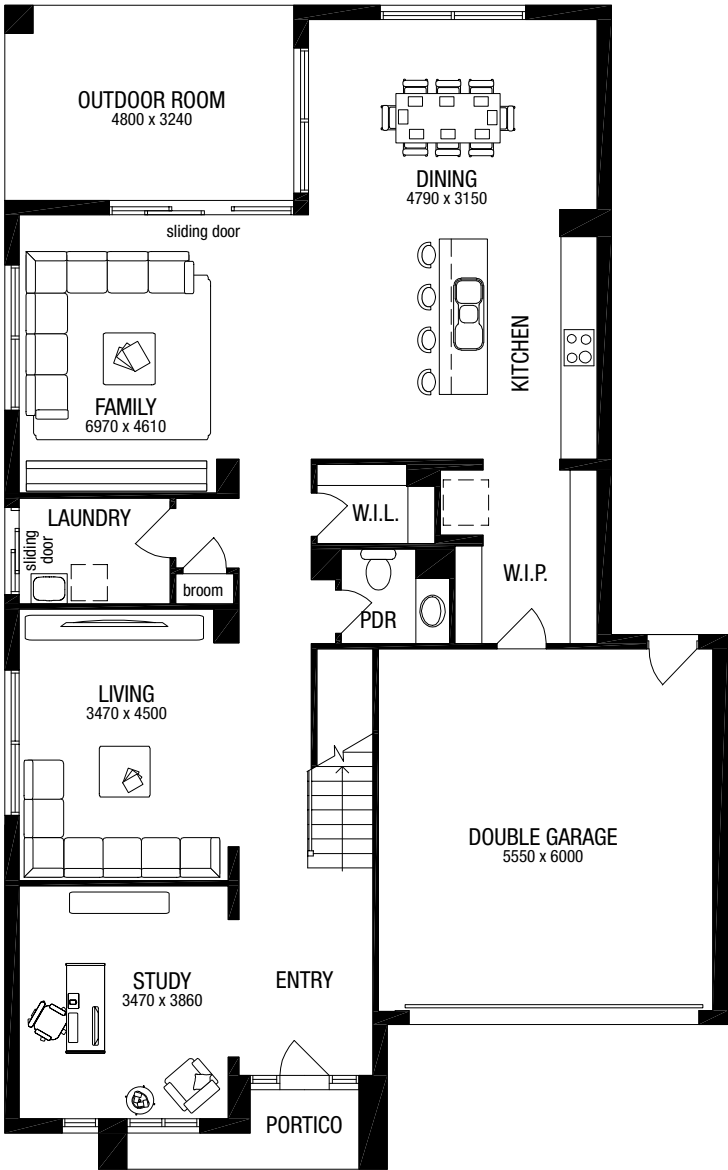
POPULAR DESIGN OPTIONS

- Reverse the First Floor and Front of home
- Add a 5th Bedroom in place of Leisure
- Add Ensuites to all Bedrooms

Talk to a New Home Advisor for available options.

Area	Squares	m²
House	32.27	299.82
Garage	3.93	36.53
Outdoor Room	1.67	15.55
Portico	0.49	4.52
<b>Total Area</b>	<b>38.37</b>	<b>356.42</b>
House Width	11.99m	House Length 19.31m
<b>Min. Block Width</b>	<b>14m*</b>	<b>Min. Block Depth 28m*</b>

Floorplan shown based on Aspire facade. \*Subject to façade style, orientation and fall of land and developer and council guidelines.



# Merricks 37

4 | 2 | 3 | 2

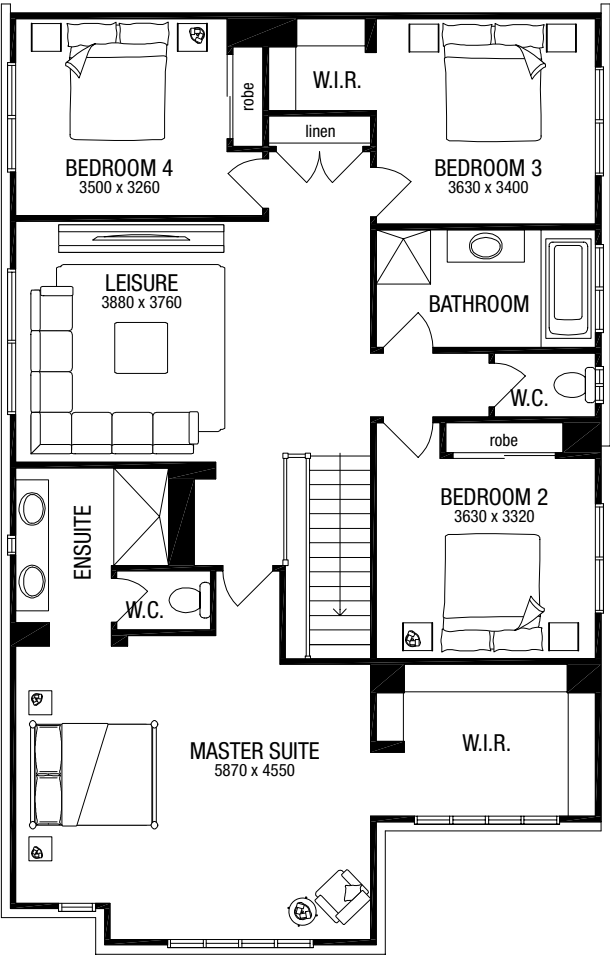
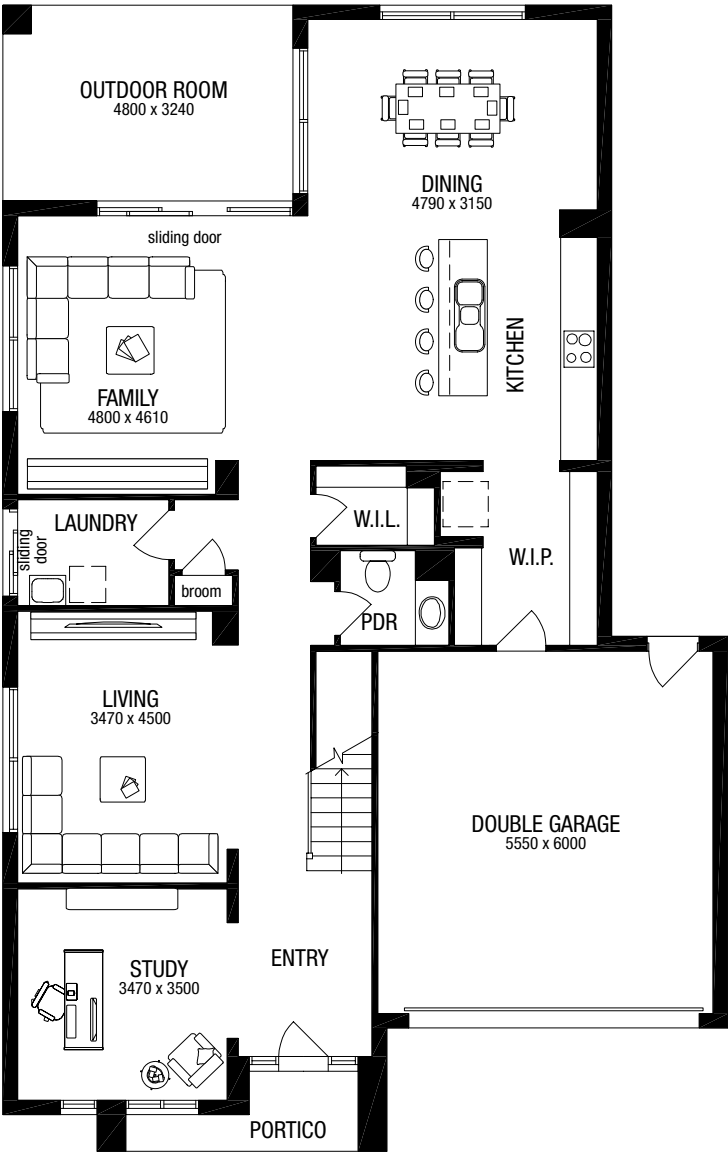
POPULAR DESIGN OPTIONS

- Reverse the First Floor and Front of home
- Add a 5th Bedroom in place of Leisure
- Add a Grand Outdoor Room

Talk to a New Home Advisor for available options.

Area	Squares	m²
House	30.72	285.38
Garage	3.93	36.53
Outdoor Room	1.67	15.55
Portico	0.49	4.52
<b>Total Area</b>	<b>36.81</b>	<b>341.98</b>
House Width	11.99m	House Length 18.95m
<b>Min. Block Width</b>	<b>14m*</b>	<b>Min. Block Depth 28m*</b>

Floorplan shown based on Aspire facade. \*Subject to façade style, orientation and fall of land and developer and council guidelines.



# Merricks 34

4 | 2 | 3 | 2

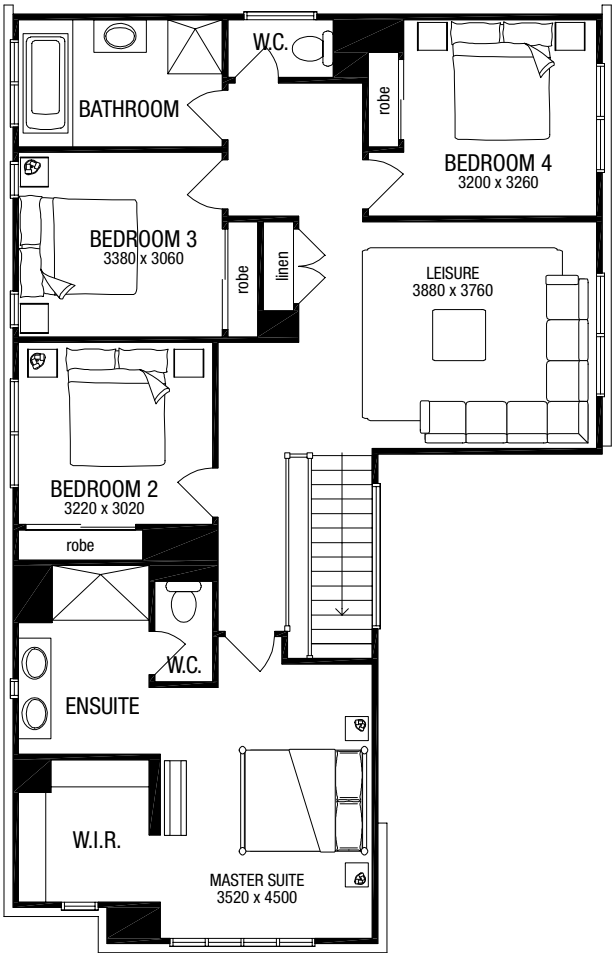
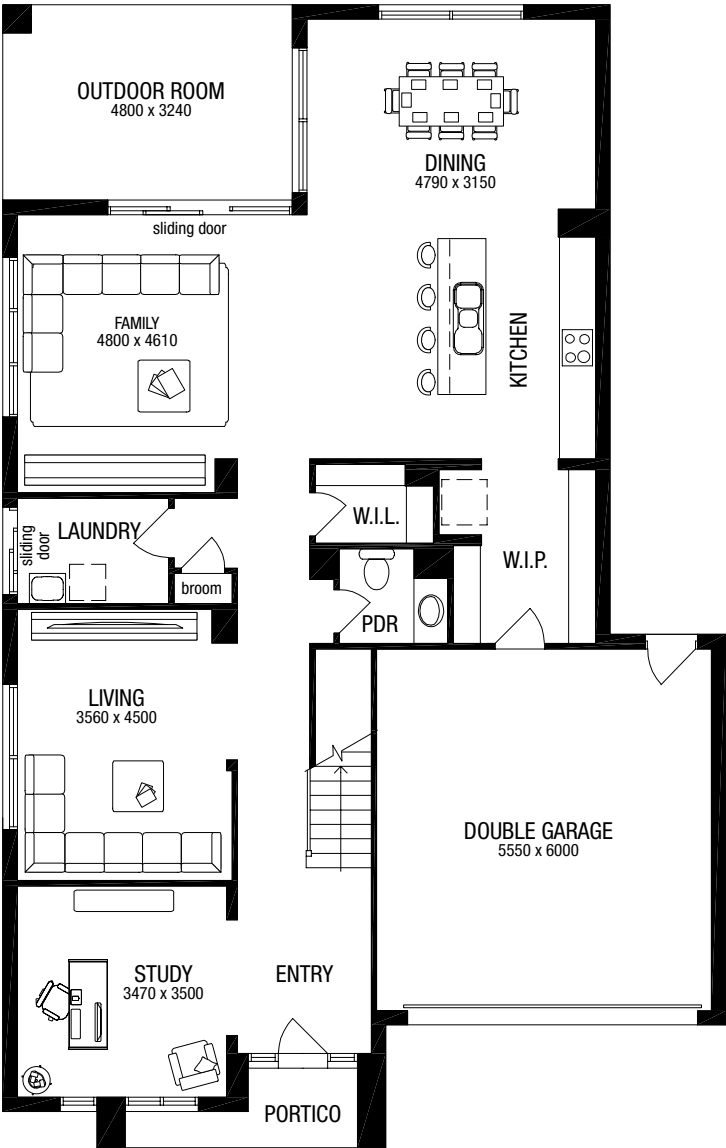
POPULAR DESIGN OPTIONS

- Reverse the First Floor and Front of home
- Add a 5th Bedroom in place of Leisure
- Add a Grand Outdoor Room

Talk to a New Home Advisor for available options.

Area		Squares	m <sup>2</sup>
House		28.23	262.22
Garage		3.93	36.53
Outdoor Room		1.67	15.55
Portico		0.49	4.52
Total Area		34.32	318.82
House Width	11.99m	House Length	18.95m
Min. Block Width	14m*	Min. Block Depth	28m*

Floorplan shown based on Aspire facade. \*Subject to façade style, orientation and fall of land and developer and council guidelines.





*Merricks facade styles*

Façades shown are based on Merricks 42. Façade images pictured contain upgrade items above standard specification and will incur additional costs. These items include feature render and bricks, timber windows and garage doors, feature tiling, COLORBOND® roof, exterior lighting, brick infills above garage, front entry doors, decking and driveways.

For further details on facades please talk to a New Home Advisor.



Merricks 42 Deakin



Merricks 42 Isla



Merricks 42 Peninsula



Merricks 42 Clarion



Merricks 42 Loft



Merricks 42 Yale



Merricks 42 Aspire



Merricks 42 Como



*Merricks facade styles*

Façades shown are based on Merricks 42. Façade images pictured contain upgrade items above standard specification and will incur additional costs. These items include feature render and bricks, timber windows and garage doors, feature tiling, COLORBOND® roof, exterior lighting, brick infills above garage, front entry doors, decking and driveways.

For further details on facades please talk to a New Home Advisor.



Merricks 42 Alpine



Merricks 42 Contemporary



Merricks 42 Chateau



Merricks 42 Kingston





Merricks 42 Doric



Merricks 42 Jensen

# ***Salamanca***

## ***Sleek and spacious***

The Salamanca offers you four large living areas including a delightful, light-filled leisure room on the first floor. In fact, there's plenty of space wherever you look, with four large bedrooms including a 'to die for' master suite at the front of the house. The covered outdoor room, accessed from either the family or rumpus rooms, maximises your entertaining options, which are all made easier by the walk-in-pantry. Very thoughtful, very impressive.



# Salamanca 37

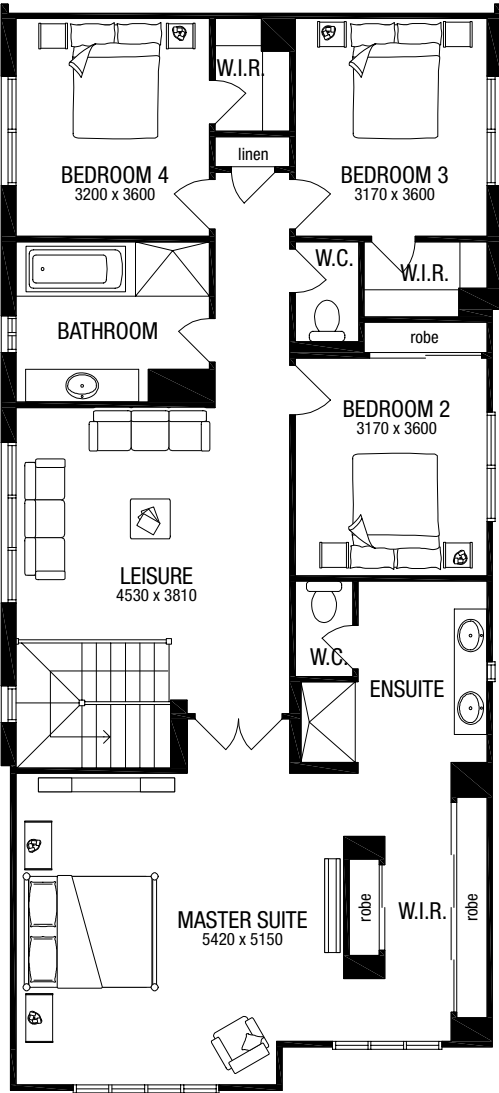
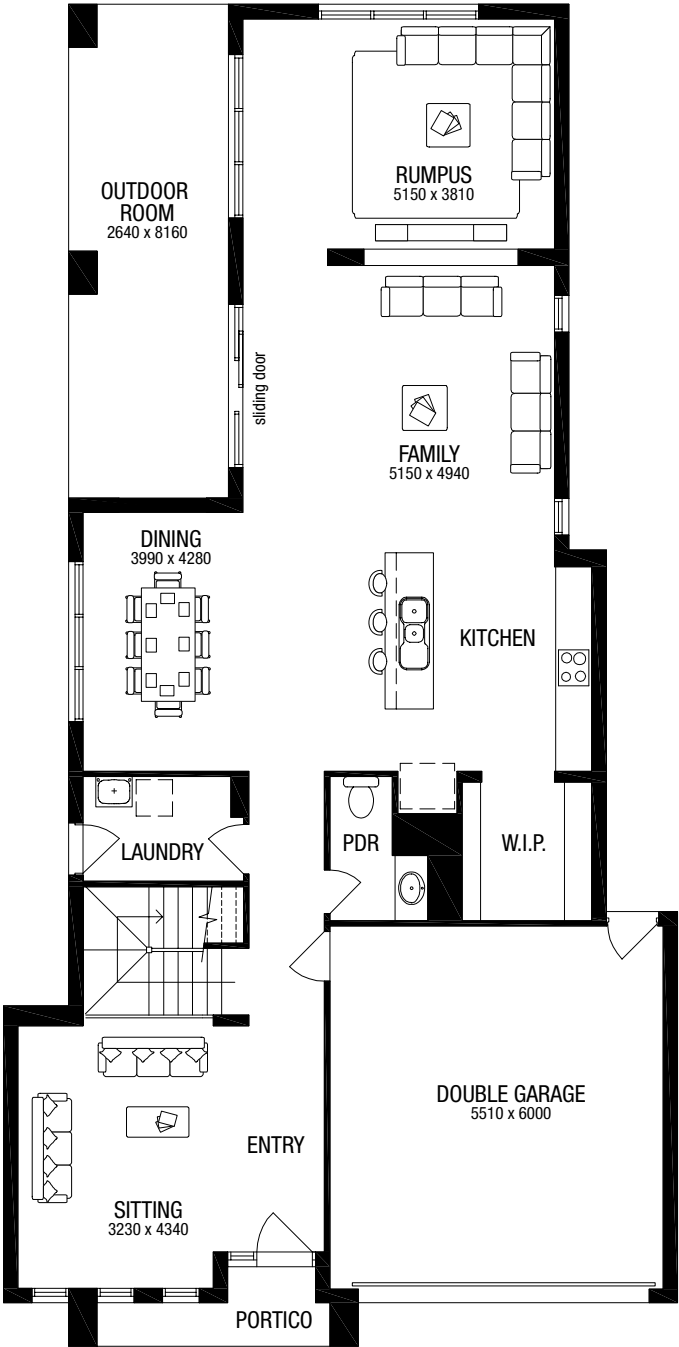
🏠 4 | 🏡 2 | 🚗 4 | 🏠 2

POPULAR DESIGN OPTIONS

- Move the Master Suite to Rear with Balcony
  - Add a Grand Outdoor Room
  - Create a Guest Bedroom to Ground Floor
- Talk to a New Home Advisor for available options.

Area		Squares	m²
House		30.41	282.55
Garage		3.90	36.25
Outdoor Room		2.32	21.54
Portico		0.47	4.32
Total Area		37.10	344.66
House Width	11.15m	House Length	22.19m
Min. Block Width	12.5m*	Min. Block Depth	30m*

Floorplan shown based on Aspire facade. \*Subject to façade style, orientation and fall of land and developer and council guidelines.





# Salamanca 34

4 | 2 | 3 | 2

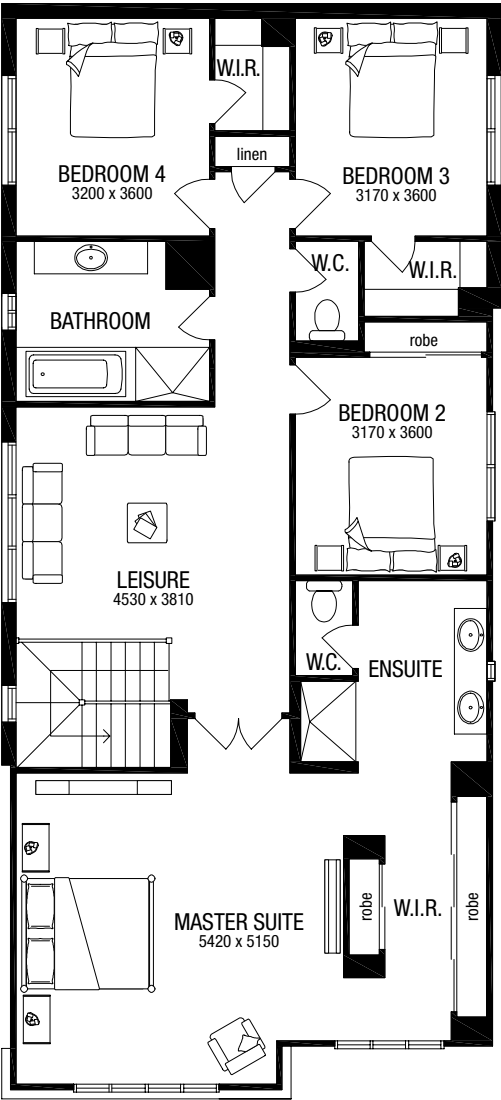
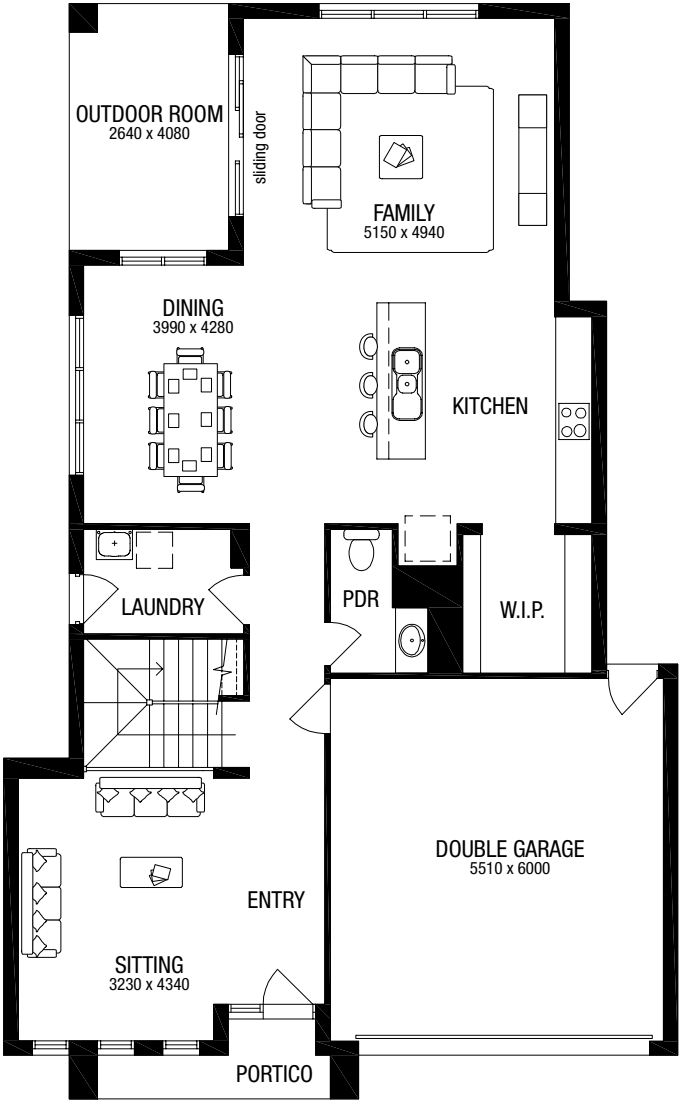
POPULAR DESIGN OPTIONS

- Move the Master Suite to Rear with Balcony
- Add a Grand Outdoor Room
- Under stair storage

Talk to a New Home Advisor for available options.

Area	Squares	m <sup>2</sup>
House	28.07	260.80
Garage	3.90	36.25
Outdoor Room	1.16	10.77
Portico	0.47	4.32
<b>Total Area</b>	<b>33.60</b>	<b>312.14</b>
House Width	11.15m	House Length 18.11m
<b>Min. Block Width</b>	<b>12.5m*</b>	<b>Min. Block Depth 28m*</b>

Floorplan shown based on Aspire facade. \*Subject to façade style, orientation and fall of land and developer and council guidelines.



# Salamanca 29

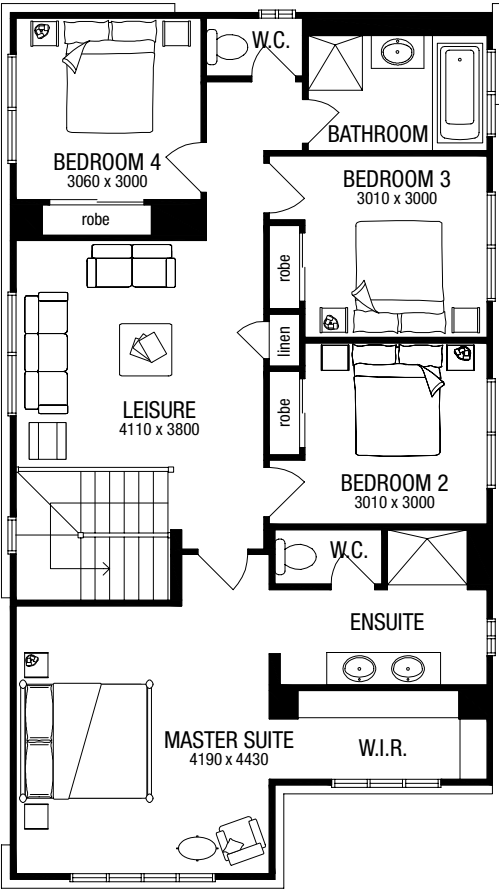
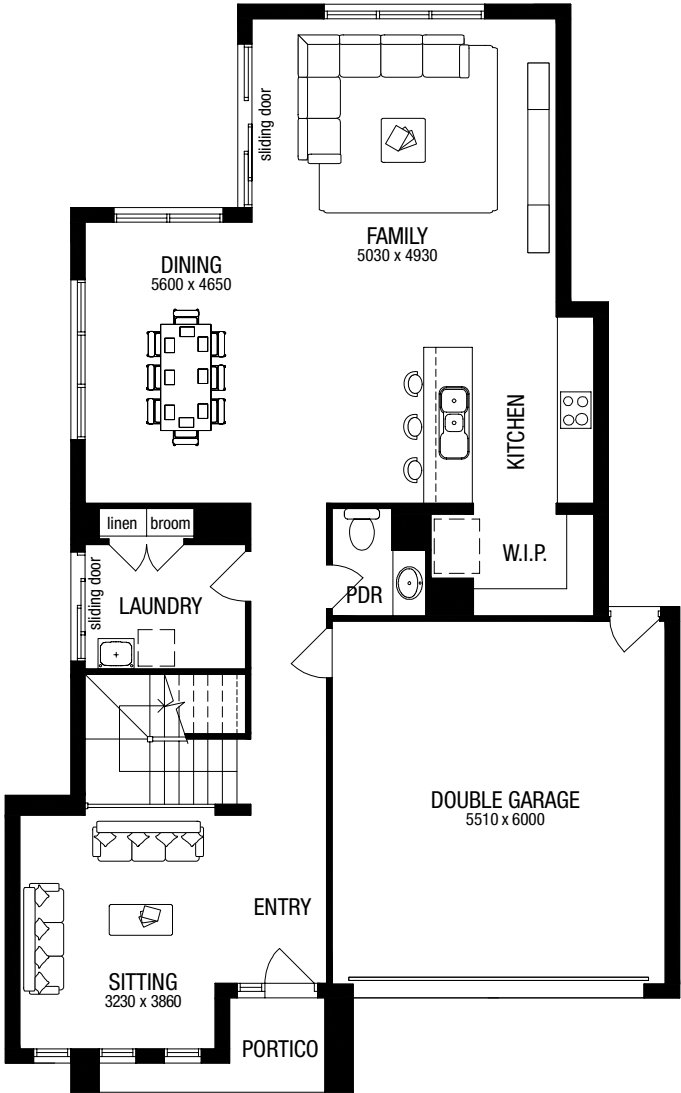
4 | 2 | 3 | 2

POPULAR DESIGN OPTIONS

- Add a 5th Bedroom in place of Leisure
  - Add a Rumpus and Grand Outdoor Room
  - Add an Outdoor Room to back of home
- Talk to a New Home Advisor for available options.

Area	Squares		m²
House	24.23		225.14
Garage	3.89		36.11
Portico	0.48		4.44
Total Area	28.60		265.69
House Width	11.15m	House Length	17.99m
Min. Block Width	12.5m*	Min. Block Depth	25m*

Floorplan shown based on Aspire facade. \*Subject to façade style, orientation and fall of land and developer and council guidelines.



***Salamanca facade styles***

Façades shown are based on Salamanca 37. Façade images pictured contain upgrade items above standard specification and will incur additional costs. These items include feature render and bricks, timber windows and garage doors, feature tiling, COLORBOND® roof, exterior lighting, brick infills above garage, front entry doors, decking and driveways.

For further details on facades please talk to a New Home Advisor.



Salamanca 37 Alpine



Salamanca 37 Aspire



Salamanca 37 Chateau



Salamanca 37 Kingston





Salamanca 37 Clarion



Salamanca 37 Yale



Salamanca 37 Peninsula



Salamanca 37 Deakin



***Salamanca facade styles***

Façades shown are based on Salamanca 37. Façade images pictured contain upgrade items above standard specification and will incur additional costs. These items include feature render and bricks, timber windows and garage doors, feature tiling, COLORBOND® roof, exterior lighting, brick infills above garage, front entry doors, decking and driveways.

For further details on facades please talk to a New Home Advisor.



Salamanca 37 Como



Salamanca 37 Jensen



Salamanca 37 Isla



Salamanca 37 Doric





# Santana

## *Small block stunner*

Offering you two attractive floorplans, the all-new Santana will be music to your ears if you're looking at making the most of a super-skinny homesite. Fitting on a narrow block on just 8.5 metres wide, this is smart, spacious and modern two-storey living to suit the smaller household. With two spare bedrooms and a beautiful Master suite with ensuite, this is a genuine family home, enhanced by an impressive portico entrance to create street impact and a balcony to the Master suite. The view to the rear from the front door is enhanced by the stylish staircase. With a sliding door to the rear, this is a home that celebrates great design.



# Santana 22

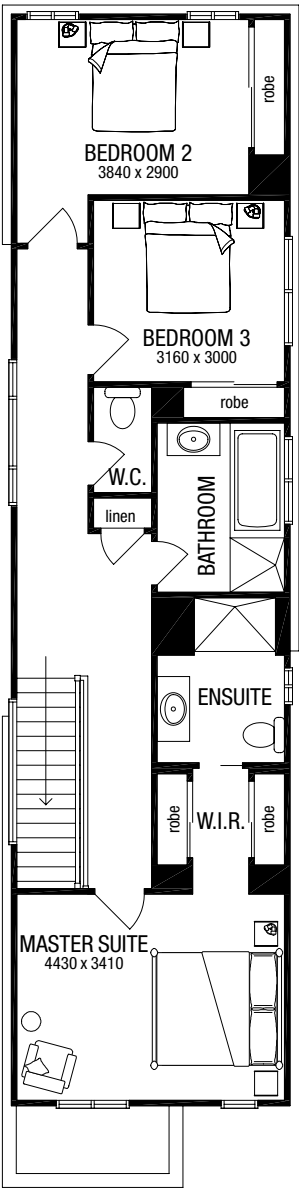
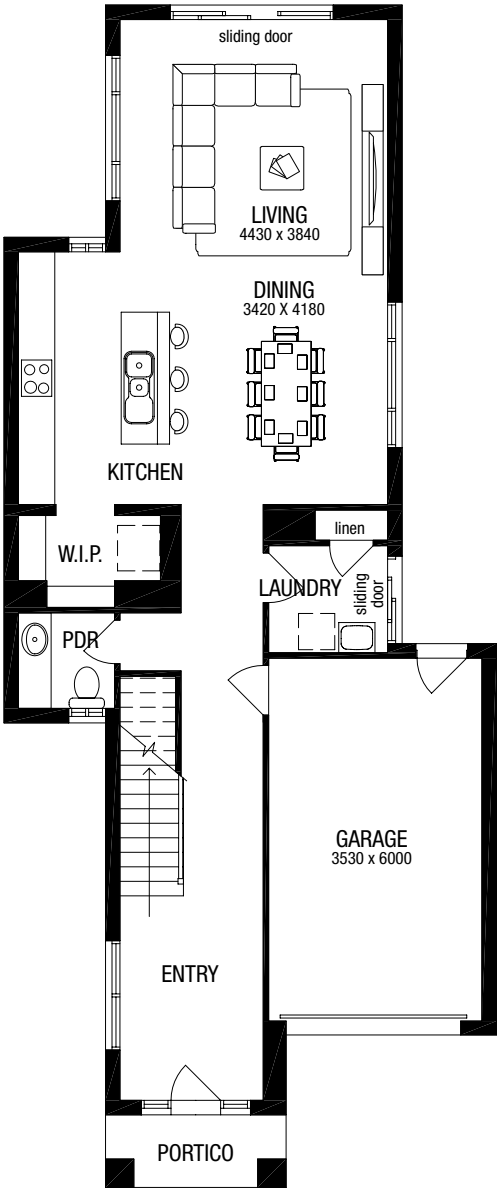
3 | 2 | 1 | 1

DESIGN OPTIONS

Talk to a New Home Advisor for available options.

Area	Squares		m²
House	18.75		174.15
Garage	2.57		23.86
Portico	0.39		3.59
Total Area	21.70		201.60
House Width	8.15m	House Length	19.55m
Min. Block Width	8.5m*	Min. Block Depth	25m*

Floorplan shown based on Aspire facade. \*Subject to orientation and fall of land and developer and council guidelines.



# Santana 18

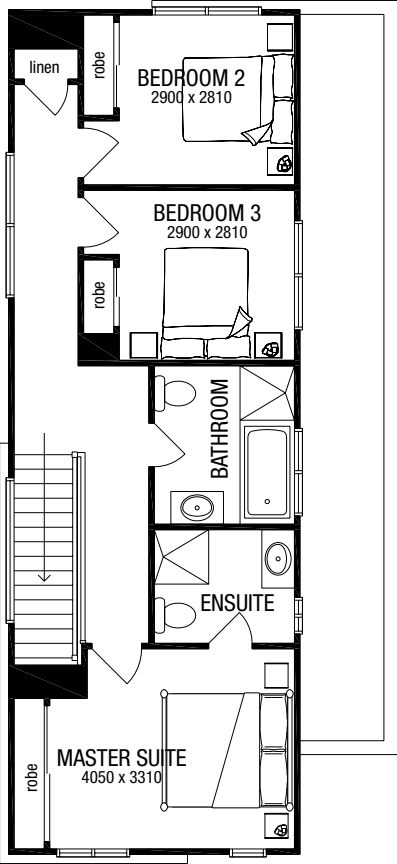
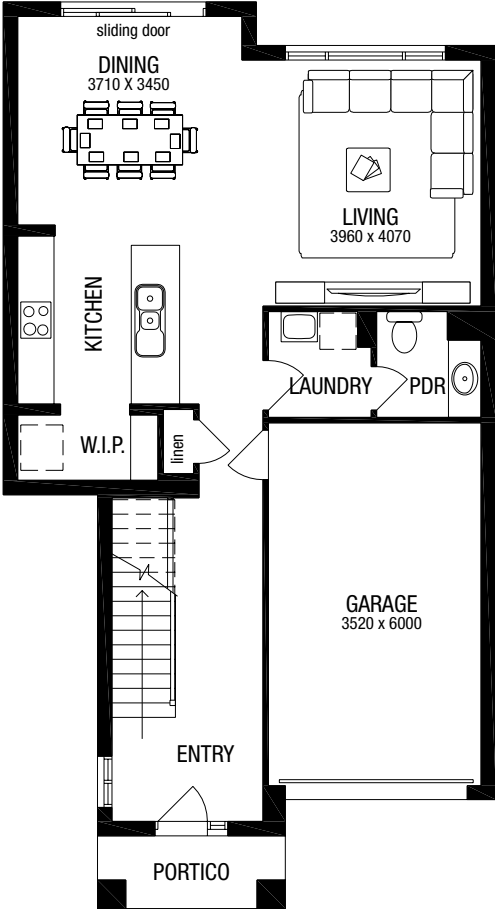
3 | 2 | 1 | 1

DESIGN OPTIONS

Talk to a New Home Advisor for available options.

Area	Squares		m²
House	15.55		144.42
Garage	2.52		23.42
Portico	0.40		3.73
Total Area	18.47		171.57
House Width	8.15m	House Length	14.99m
Min. Block Width	8.5m*	Min. Block Depth	21m*

Floorplan shown based on Aspire facade. \*Subject to orientation and fall of land and developer and council guidelines.









*Santana facade styles*

Façades shown are based on Santana 22. Façade images pictured contain upgrade items above standard specification and will incur additional costs. These items include feature render and bricks, timber windows and garage doors, feature tiling, COLORBOND® roof, exterior lighting, brick infills above garage, front entry doors, decking and driveways.

For further details on facades please talk to a New Home Advisor.



Santana 22 Aspire



Santana 22 Clarion



Santana 22 Cube



Santana 22 Deakin





Santana 22 Doric



Santana 22 Loft



Santana 22 Yale



Santana 22 Metro



# Savannah

## *Embrace the X-factor*

With three living areas on the ground floor alone, this home has space for everyone all at once. Watch a movie in your own home theatre room, prepare a family feast in the spacious kitchen, send the kids to their own breakout zone and retreat to the private study for some time alone, or chill out upstairs in the luxurious master suite. If you're looking for the X-factor this home definitely has it all.





# Savannah 41RF

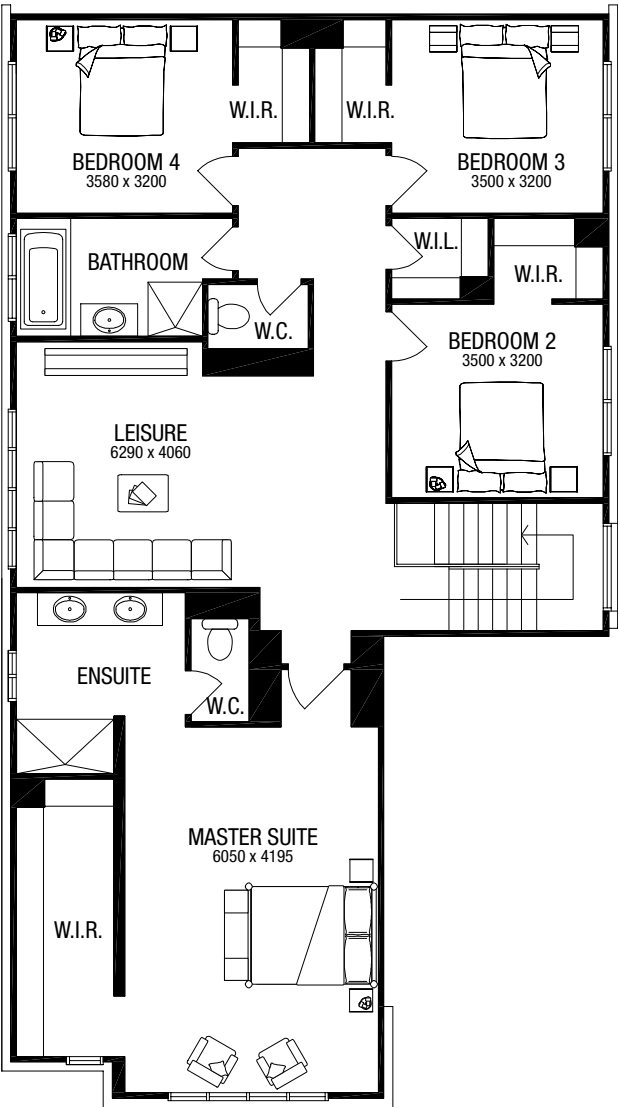
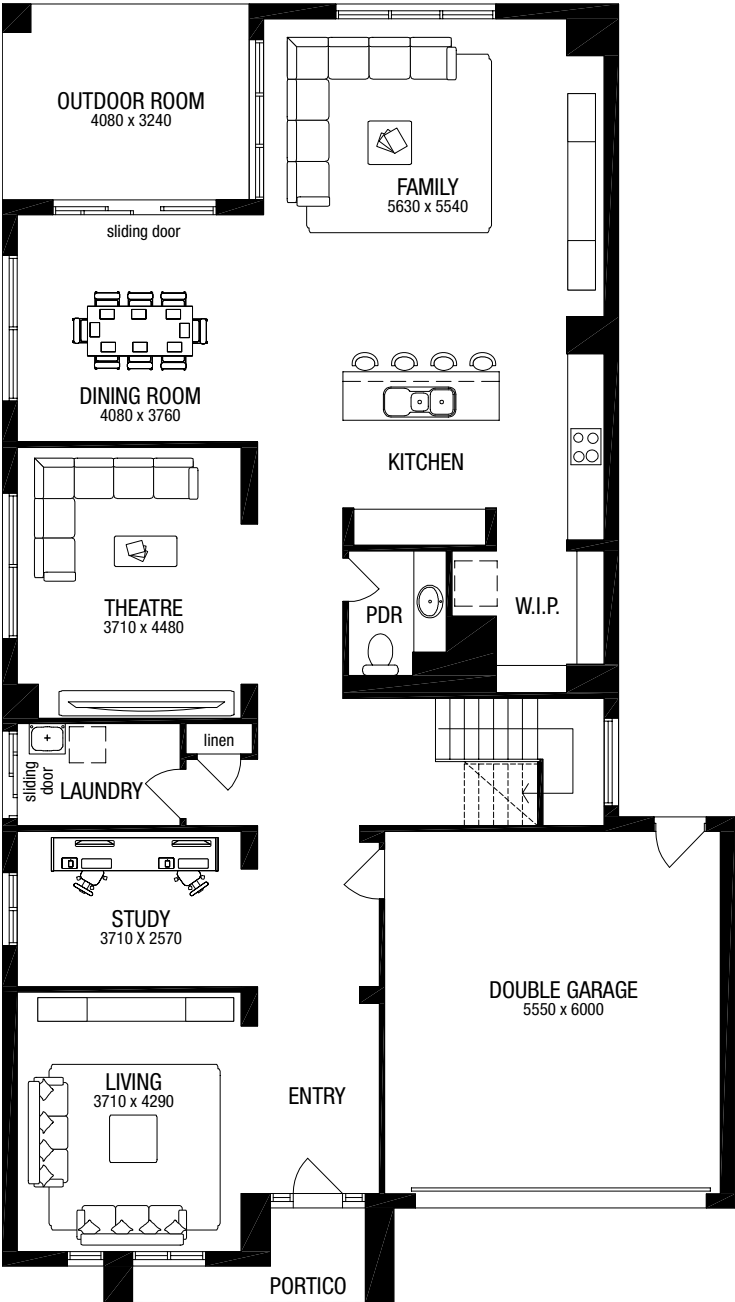
🏠 4 | 🏡 2 | 🚗 4 | 🏠 2

POPULAR DESIGN OPTIONS

- Move the Master Suite to Rear with Balcony
  - Add Ensuites to all Bedrooms
  - Create a Guest Bedroom to Ground Floor
- Talk to a New Home Advisor for available options.

Area	Squares		m²
House	34.83		323.55
Garage	3.93		36.53
Outdoor Room	1.38		12.83
Portico	0.52		4.83
Total Area	40.66		377.74
House Width	12.11m	House Length	21.47m
Min. Block Width	14m*	Min. Block Depth	30m*

Floorplan shown based on Aspire facade. \*Subject to façade style, orientation and fall of land and developer and council guidelines.





# Savannah 34

4 | 2 | 4 | 2

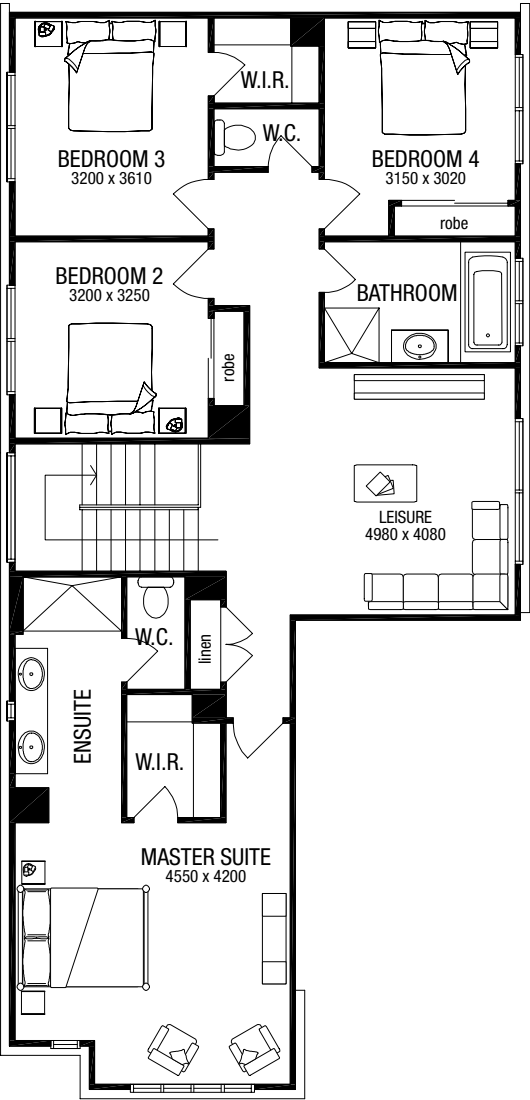
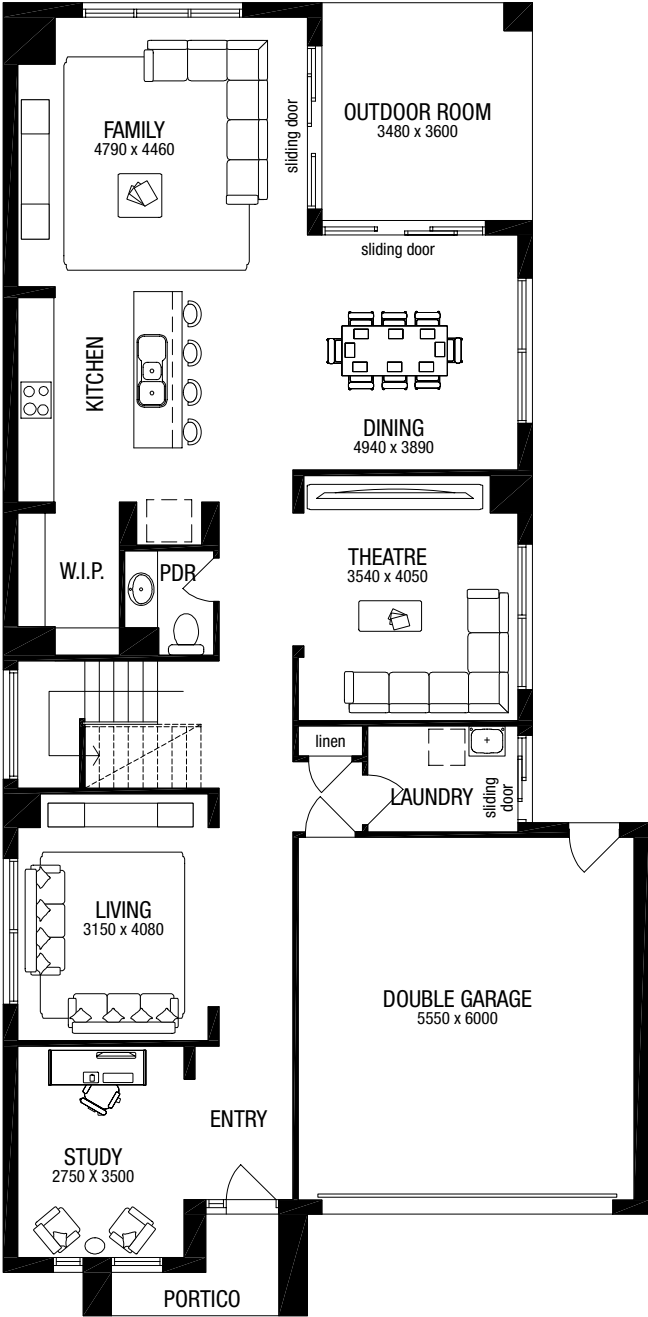
POPULAR DESIGN OPTIONS

- Create a Master Suite to Ground Floor
- Add a 5th Bedroom in place of Leisure
- Add Ensuites to all Bedrooms

Talk to a New Home Advisor for available options.

Area	Squares	m <sup>2</sup>
House	28.82	267.72
Garage	3.93	36.53
Outdoor Room	1.35	12.53
Portico	0.46	4.28
Total Area	34.56	321.06
House Width	10.67m	House Length 21.71m
Min. Block Width	12.5m*	Min. Block Depth 30m*

Floorplan shown based on Aspire facade. \*Subject to façade style, orientation and fall of land and developer and council guidelines.



# Savannah 29

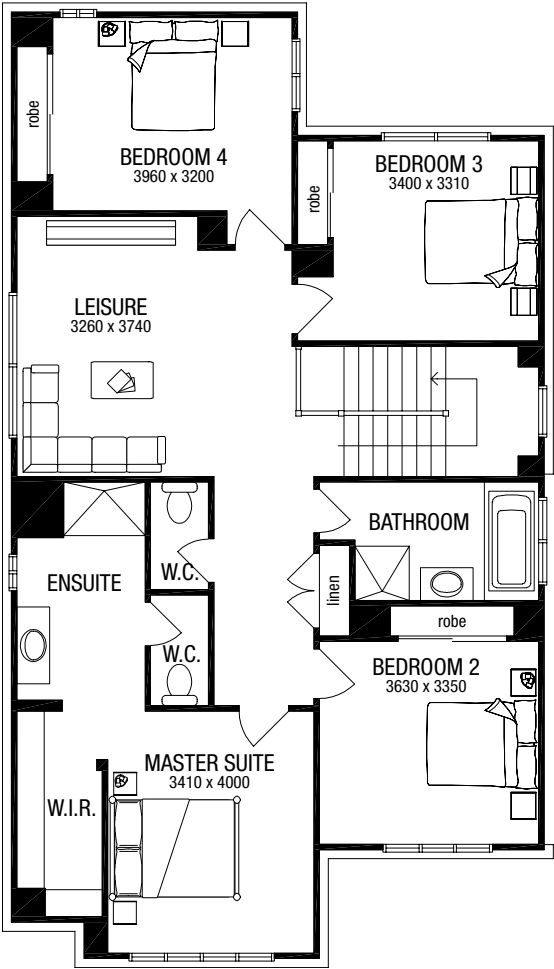
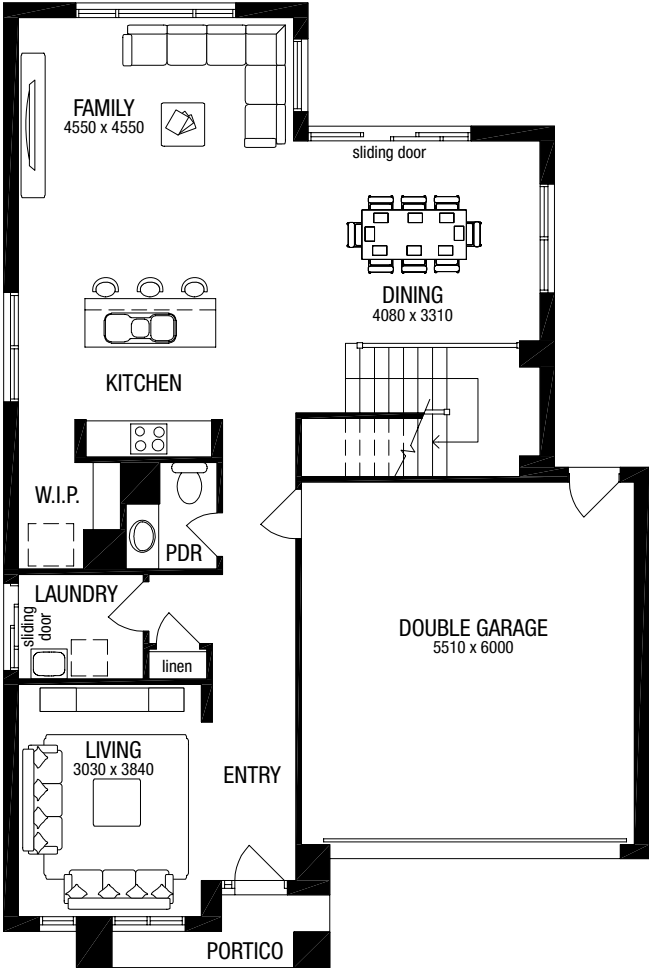
4 | 2 | 3 | 2

DESIGN OPTIONS

Talk to a New Home Advisor for available options.

Area	Squares		m²
House	24.59		228.48
Garage	3.90		36.20
Portico	0.39		3.59
Total Area	28.88		268.27
House Width	10.67m	House Length	15.95m
Min. Block Width	12.5m*	Min. Block Depth	21m*

Floorplan shown based on Aspire facade. \*Subject to façade style, orientation and fall of land and developer and council guidelines.







*Savannah facade styles*

Façades shown are based on Savannah 41RF. Façade images pictured contain upgrade items above standard specification and will incur additional costs. These items include feature render and bricks, timber windows and garage doors, feature tiling, COLORBOND® roof, exterior lighting, brick infills above garage, front entry doors, decking and driveways.

For further details on facades please talk to a New Home Advisor.



Savannah 41RF Loft



Savannah 41RF Como



Savannah 41RF Kingston



Savannah 41RF Deakin



Savannah 41RF Peninsula



Savannah 41RF Yale



Savannah 41RF Aspire



Savannah 41RF Isla



*Savannah facade styles*

Façades shown are based on Savannah 41RF. Façade images pictured contain upgrade items above standard specification and will incur additional costs. These items include feature render and bricks, timber windows and garage doors, feature tiling, COLORBOND® roof, exterior lighting, brick infills above garage, front entry doors, decking and driveways.

For further details on facades please talk to a New Home Advisor.



Savannah 41RF Alpine



Savannah 41RF Chateau



Savannah 41RF Contemporary



Savannah 41RF Clarion





Savannah 41RF Doric



Savannah 41RF Jensen

# Trentham

Think outside the square

## Trentham 30

4 | 2 | 3 | 2

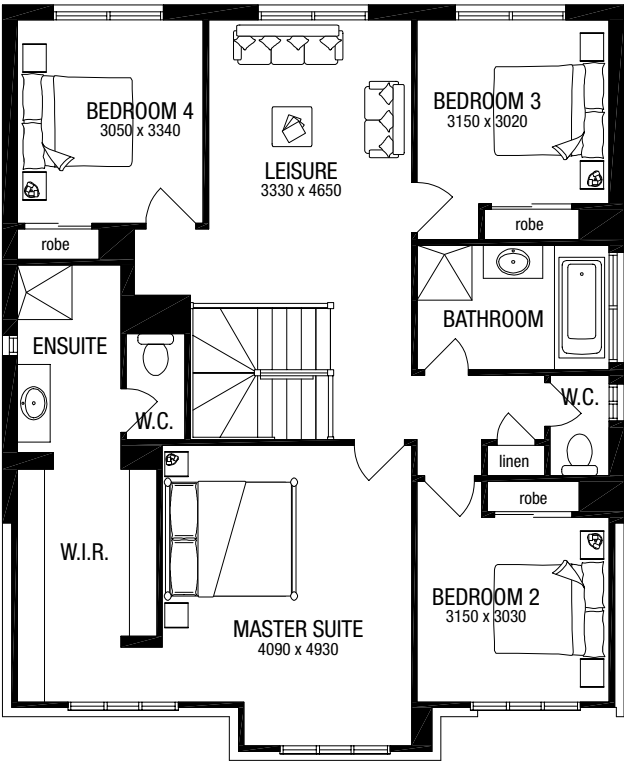
### POPULAR DESIGN OPTIONS

- Add a Rumpus to back of home
- Add an Outdoor Room
- Add a Fireplace to Sitting

Talk to a New Home Advisor for available options.

Area	Squares	m <sup>2</sup>
House	25.83	240.34
Garage	4.11	38.19
Portico	0.27	2.50
<b>Total Area</b>	<b>30.25</b>	<b>281.03</b>
House Width	13.67m	House Length 17.90m
<b>Min. Block Width</b>	<b>16m*</b>	<b>Min. Block Depth 28m*</b>

Floorplan shown based on Aspire facade. \*Subject to façade style, orientation and fall of land and developer and council guidelines.



***Trentham facade styles***

Façades shown are based on Trentham 30. Façade images pictured contain upgrade items above standard specification and will incur additional costs. These items include feature render and bricks, timber windows and garage doors, feature tiling, COLORBOND® roof, exterior lighting, brick infills above garage, front entry doors, decking and driveways.

For further details on facades please talk to a New Home Advisor.



Trentham 30 Aspire



Trentham 30 Doric



Trentham 30 Kingston



# Winchester

## *Elevate your lifestyle*

With ample entertaining areas, the Winchester is a bright home with a wide range of wonderful opportunities to extend your lifestyle. The charming integrated living space stretches across the rear of the home, and a peaceful sitting room adds an extra touch of class and comfort at the front. The master suite, including a large walk-in robe, is positioned upstairs to the front. A separate study nook and walk-in pantry are just two more examples of how much is on offer in this lovely new home.





# Winchester 34

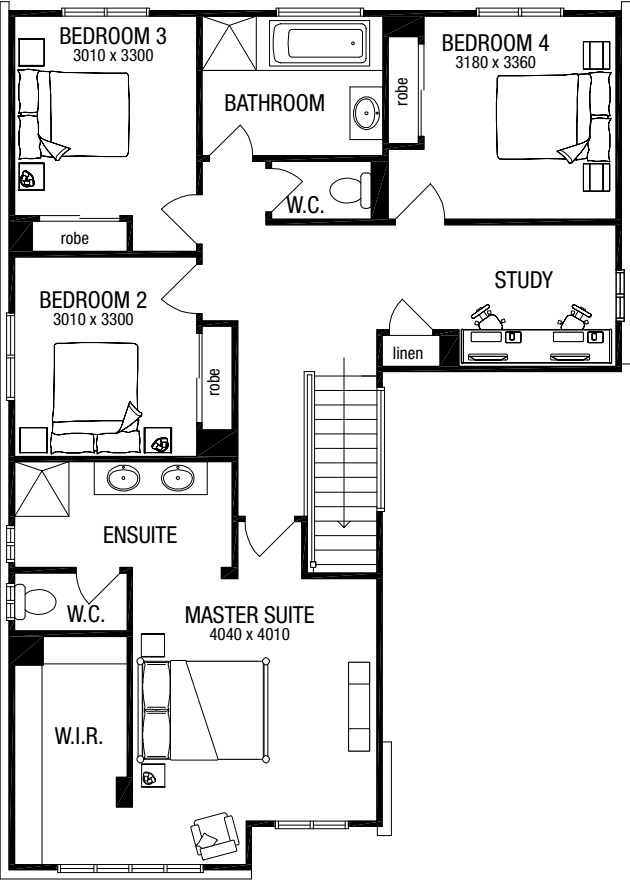
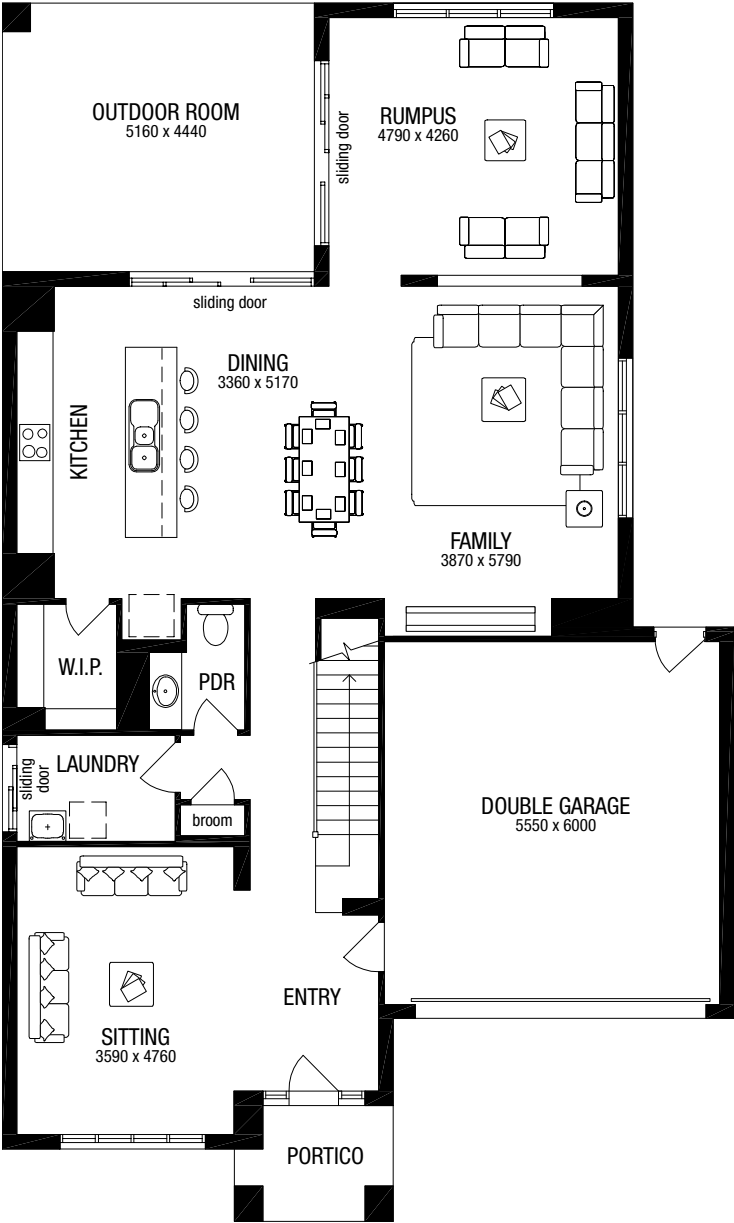
4 | 2 | 3 | 2

POPULAR DESIGN OPTIONS

- Move the Master Suite to Rear
  - Create a Home Theatre in place of Sitting
  - Create a Guest Bedroom to Ground Floor
- Talk to a New Home Advisor for available options.

Area	Squares	m <sup>2</sup>
House	27.20	252.67
Garage	3.93	36.47
Outdoor Room	2.46	22.91
Portico	0.51	4.71
<b>Total Area</b>	<b>34.10</b>	<b>316.76</b>
House Width	12.11m	House Length 20.15m
<b>Min. Block Width</b>	<b>14m*</b>	<b>Min. Block Depth 28m*</b>

Floorplan shown based on Aspire facade. \*Subject to façade style, orientation and fall of land and developer and council guidelines.





# Winchester 28

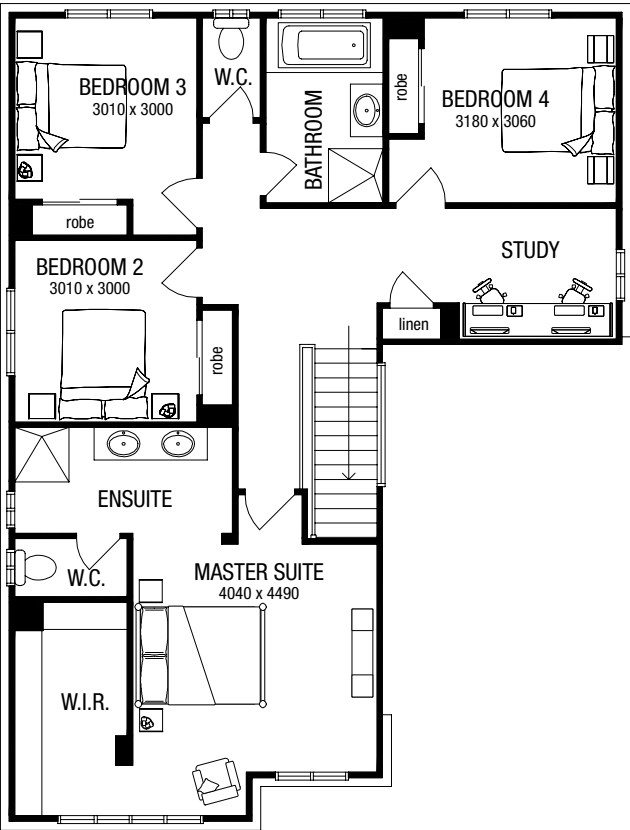
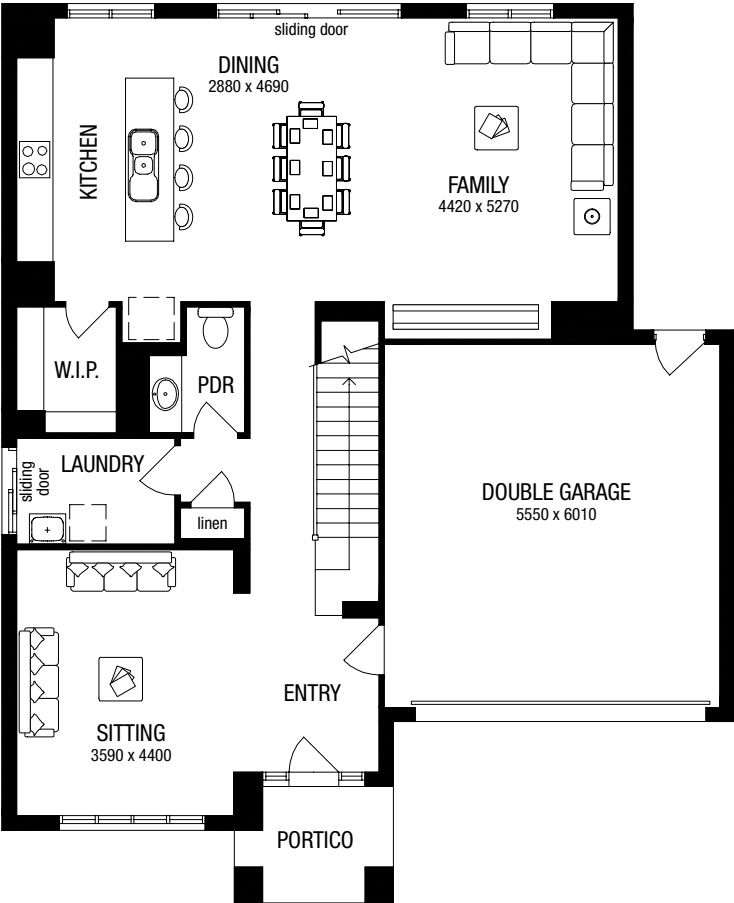
4 | 2 | 2 | 2

POPULAR DESIGN OPTIONS

- Move the Master Suite to Rear
  - Add a Rumpus and an Outdoor Room
  - Create a Guest Bedroom to Ground Floor
- Talk to a New Home Advisor for available options.

Area	Squares	m²
House	23.31	216.58
Garage	3.93	36.47
Portico	0.51	4.71
Total Area	27.75	257.76
House Width	12.11m	House Length 14.87m
Min. Block Width	14m*	Min. Block Depth 25m*

Floorplan shown based on Aspire facade. \*Subject to façade style, orientation and fall of land and developer and council guidelines.



***Winchester facade styles***

Façades shown are based on Winchester 34. Façade images pictured contain upgrade items above standard specification and will incur additional costs. These items include feature render and bricks, timber windows and garage doors, feature tiling, COLORBOND® roof, exterior lighting, brick infills above garage, front entry doors, decking and driveways.

For further details on facades please talk to a New Home Advisor.



Winchester 34 Peninsula



Winchester 34 Alpine



Winchester 34 Chateau



Winchester 34 Deakin





Winchester 34 Isla



Winchester 34 Yale



Winchester 34 Aspire



Winchester 34 Como



***Winchester facade styles***

Façades shown are based on Winchester 34. Façade images pictured contain upgrade items above standard specification and will incur additional costs. These items include feature render and bricks, timber windows and garage doors, feature tiling, COLORBOND® roof, exterior lighting, brick infills above garage, front entry doors, decking and driveways.

For further details on facades please talk to a New Home Advisor.



Winchester 34 Kingston



Winchester 34 Loft



Winchester 34 Contemporary



Winchester 34 Clarion



# Zita

Polished living

## Zita 25

4 | 2 | 1 | 2

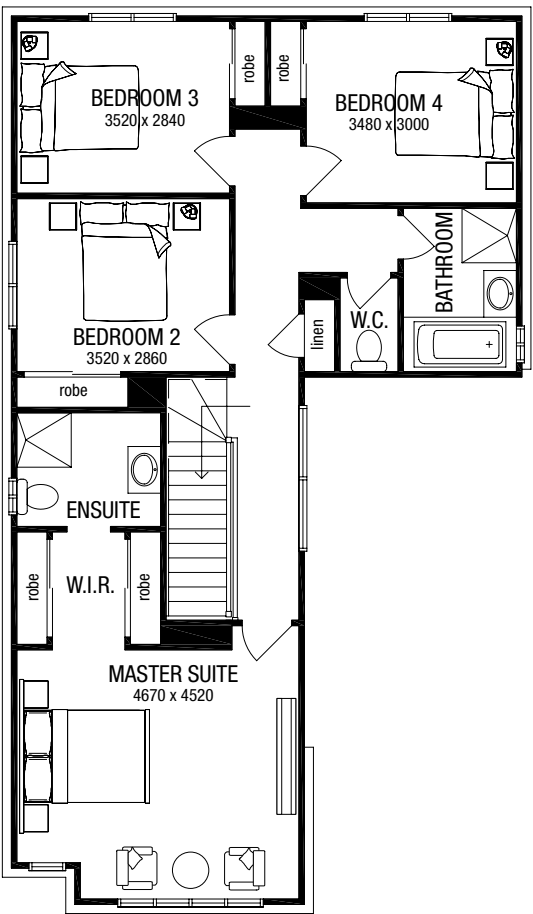
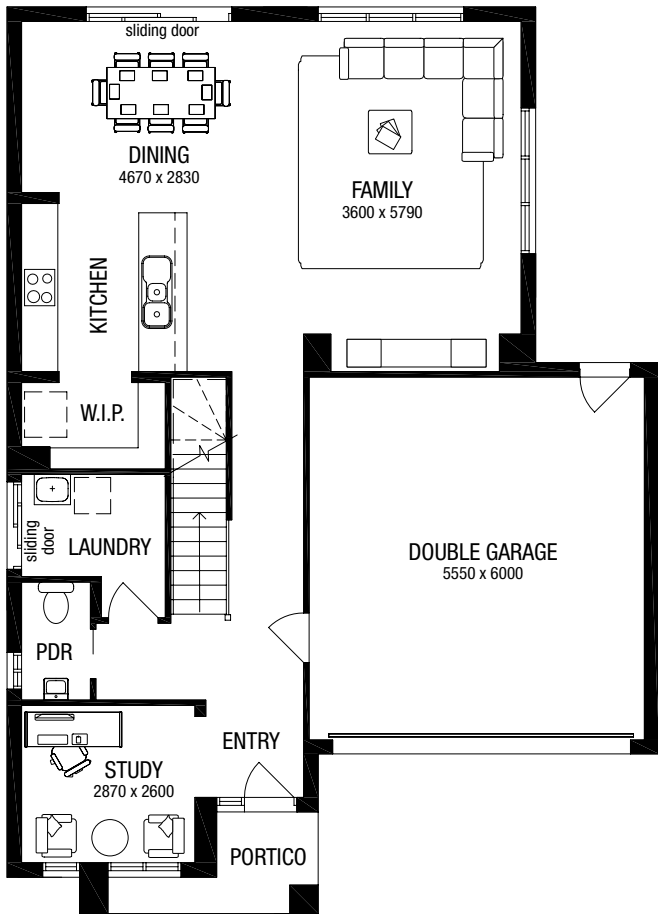
POPULAR DESIGN OPTIONS

- Build over the garage
- Add a Rumpus room and Outdoor room
- Add an Outdoor room

Talk to a New Home Advisor for available options.

Area	Squares	m <sup>2</sup>
House	20.56	190.97
Garage	3.94	36.56
Portico	0.45	4.18
<b>Total Area</b>	<b>24.94</b>	<b>231.71</b>
House Width	10.79m	House Length 14.99m
<b>Min. Block Width</b>	<b>12.5m*</b>	<b>Min. Block Depth 21m*</b>

Floorplan shown based on Aspire facade. \*Subject to façade style, orientation and fall of land and developer and council guidelines.





***Zita facade styles***

Façades shown are based on Zita 25. Façade images pictured contain upgrade items above standard specification and will incur additional costs. These items include feature render and bricks, timber windows and garage doors, feature tiling, COLORBOND® roof, exterior lighting, brick infills above garage, front entry doors, decking and driveways.

For further details on facades please talk to a New Home Advisor.



Zita 25 Doric



Zita 25 Yale



Zita 25 Deakin



Zita 25 Clarion



Zita 25 Aspire



Zita 25 Alpine

# Contact us

*We'd love to hear from you.*

Whether you are thinking of building your dream home with Metricon, or have already started the process, we'd love to hear from you.



## Display

Our displays are located all over Victoria, there's sure to be a display near you. See the full list of locations at [www.metricon.com.au/display-homes](http://www.metricon.com.au/display-homes)



## Online

Head to [metricon.com.au](http://metricon.com.au) for all the latest in home and interior design, exclusive offers, market updates and news.



## Phone

Call us today on  
**1300 METRICON**  
(1300 63874266)



## Social

Connect with us to stay up to date with the latest news, promotions and exclusive offers.



## WeChat

Scan the QR Code to stay up to date on the latest news, new home designs and tips.

# FREEDOM

**m**  
metricon



A romantic couple is shown in a close embrace outdoors. The woman, on the left, has her eyes closed and a joyful smile. The man, on the right, is leaning his head against hers, also smiling. They are both wearing light blue shirts. The background is a bright, hazy landscape under a warm, golden sunset sky, with a lens flare effect visible near the top center.

*Love where you live*  
**m**  
metricon



**FREEDOM**

